



**Price Book**  
**Tables & Conference**  
**Room Furniture**  
Rev: 2022.1.1



phone: (510) 259-6217  
 email: info@actionlaminates.com

# Table of Contents

## General Information

Terms	9
Order Procedure	9
Quick Ship	9
Warranty	9
Storage Charge	9

## Edge Details and Finish Specifications 10-13

## Accessories

Ganging Hardware	98
Grommets	14,98,109,194
Wire Management	14,98,98,109,111,194
Modesty Panels	100
Door & Drawer Pulls	197
Power / Data Modules	15-27
Straight access door for conference bases	195
Curved access door for conference bases	195
Single rect. laminate access door for conference tops	196
Double rect. laminate access door for conference tops	196
Data power trough / Bottom	196
Anti-Sag Support Bar	99,111
Crew Benching Series Privacy Screens	109,110

## Table Bases and Legs

Aluma Cast Series	28
Angled Series	32
Arch Series	31
Boomerang Series	29
Cyclone Series	34
Dunbar Series	32
Dura Series	29
Focal Series	34
Media Series	30
Petra Series	31
Propel Series	30
Rondella Series	34
Saturn Series	33
Square Series	32
Squircle Series	33
Tornado Series	34
Versa Series	33
V-End Curved Panel Series	33





phone: (510) 259-6217  
 email: info@actionlaminates.com

## Table of Contents - continued

### Multi-Use Table Tops

Round .....	40
Square .....	40
Rectangular .....	41
Oval .....	42
Kidney .....	42
Half Circle .....	43
Bean Shape .....	43
Wave .....	44
Trinity .....	44
Trapezoid .....	45
Bulge .....	45
Batwing .....	46
Cookie .....	46
Crown .....	47
Quarter-Deck .....	47

### Multi-Use Tables Round

Aluma Cast Series .....	48
Angled Series .....	49
Arch Series .....	50
Boomerang Series .....	51
Crew Series .....	52
Cyclone Series .....	53
Dunbar Series .....	54
Dura Series .....	55
Dura Series Flip-Top .....	56
Focal Series .....	57
Media Series .....	58
Panel X-Base .....	59
Propel Series .....	60
Rondella Series .....	61
Saturn Series .....	62

### Square

Aluma Cast Series .....	63
Angled Series .....	64
Arch Series .....	65
Boomerang Series .....	66
Crew Series .....	67



# Table of Contents - continued

phone: (510) 259-6217  
 email: info@actionlaminates.com

## Multi-Use Tables, continued

### Square, continued

Cyclone Series .....	68
Dunbar Series .....	69
Dura Series .....	70
Dura Series Flip-Top .....	71
Focal Series .....	72
Media Series .....	73
Panel X-Base .....	74
Propel Series .....	75
Rondella Series .....	76
Saturn Series .....	77

### Rectangular

Aluma Cast Series .....	78
Angled Series .....	79
Arch Series .....	80
Boomerang Series .....	81
Crew Series .....	82
Cyclone Series .....	83
Dunbar Series .....	84
Dura Series .....	85
Dura Series-Folding .....	86
Focal Series .....	87
Media Series .....	88
Panel End .....	89
Petra Series .....	90
Propel Series .....	91
Rondella Series .....	92
Metal Framed Parson Series .....	93-95
Zazz Series .....	96
Zazz II Series .....	97

### Special-Use Tables

Media Base Series D-Shape .....	101
Media Table with 3" Column Bases .....	102
Media Table with Saturn Disk Base .....	103
Media Table with Flat Panel Base .....	104
Media Table with Half Cylinder Base .....	105
Crew Benching Series Basic Single Unit .....	106
Crew Benching Series Basic Duo Unit .....	107
Crew Benching Series Plus Duo Unit .....	108
Crew Benching Series Privacy Screens .....	109,110



phone: (510) 259-6217  
 email: info@actionlaminates.com

## Table of Contents - continued

### Flip-Top Tables

Aluma Cast Series .....	112
Arch Series .....	113
Dura Series .....	114
Propel Series .....	115

### Training Tables

Aluma Cast Series .....	116
Dura Series .....	117
Petra Series .....	118

### Height Adjustable Tables

Chapeau Series - Rectangular 2 Legs 2 Stage .....	119
Chapeau Series - Rectangular 2 Legs 3 Stage .....	120
Chapeau Series - L-Shape 3 Legs 3 Stage .....	121
Advance Series - Rectangular 2 Legs 2 Stage .....	122
Advance Series - Rectangular 2 Legs 3 Stage .....	123
Advance Series - L-Shape 3 Legs 3 Stage .....	124
Advance Series - Counterbalance - Rectangular 2 Legs 3 Stage .....	125
Saturn Series Pneumatic Disk Round .....	126

### Conference Table Tops

Round .....	127
Square .....	127
Rectangular .....	128
Racetrack .....	129
Boat Shape .....	130
Convex Shape .....	131
Oval Shape .....	132
Teleconference Shape .....	133

### Conference Tables

#### Round

Full Cylinder Base .....	134
--------------------------	-----

#### Rectangular

Dura Series TT Base .....	135
Aluma Cast Series T & TT Base .....	136
Aluma Cast Series Y-Base .....	137
Propel Series T & TT Base .....	138
Propel Series Y-Base .....	139



phone: (510) 259-6217  
email: info@actionlaminates.com

## Table of Contents - continued

### Conference Tables - continued

#### Rectangular - continued

Angled Series .....	140
V-End Curved Panel .....	141
Crew Series .....	142
Panel Base (1-1/4") .....	143
Thick Panel Base (8") .....	144
Half-Cylinder Base .....	145
Full-Cylinder Base .....	146
Boat-Shaped Base .....	147

#### Racetrack

Dura Series TT Base .....	148
Aluma Cast Series T & TT Base .....	149
Aluma Cast Series Y-Base .....	150
Propel Series T & TT Base .....	151
Propel Series Y-Base .....	152
Angled Series .....	153
V-End Curved Panel .....	154
Crew Series .....	155
Panel Base (1-1/4") .....	156
Thick Panel Base (8") .....	157
Half-Cylinder Base .....	158
Full-Cylinder Base .....	159
Boat-Shaped Base .....	160

#### Boat

Dura Series TT Base .....	161
Aluma Cast Series T & TT Base .....	162
Aluma Cast Series Y-Base .....	163
Propel Series T & TT Base .....	164
Propel Series Y-Base .....	165
Angled Series .....	166
V-End Curved Panel .....	167
Crew Series .....	168
Panel Base (1-1/4") .....	169
Thick Panel Base (8") .....	170
Half-Cylinder Base .....	171
Full-Cylinder Base .....	172
Boat-Shaped Base .....	173

100% effective 11/2024





phone: (510) 259-6217  
 email: info@actionlaminates.com

## Table of Contents - continued

### Conference Tables - continued

#### Convex

Dura Series TT Base .....	174
Aluma Cast Series T & TT Base .....	175
Propel Series T & TT Base .....	176
Angled Series .....	177
V-End Curved Panel .....	178
Crew Series .....	179
Panel Base (1-1/4") .....	180
Thick Panel Base (8") .....	181
Half-Cylinder Base .....	182
Full-Cylinder Base .....	183
Boat-Shaped Base .....	184

#### Teleconference

Dura Series TT Base .....	185
Aluma Cast Series TT Base .....	186
Propel Series T /TT Base .....	187
V-End Curved Panel .....	188
Panel Base (1-1/4") .....	189
Thick Panel Base (8") .....	190
Half-Cylinder Base .....	191
Full-Cylinder Base .....	192
Boat-Shaped Base .....	193

#### Conference Furniture

Landmark Storage Credenzas .....	200
Landmark Buffet Credenzas .....	201
Basic Elements Storage Credenzas .....	202
Basic Elements Buffet Credenzas .....	203
Lectern .....	205
Lectern (table top) .....	205
Marker Boards w/ aluminum tray .....	197
Marker Boards w/ laminate picture frame .....	198
Marker Boards w/ wood picture frame .....	198



phone: (510) 259-6217  
email: info@actionlaminates.com

## Table of Contents - continued

### Conference Furniture-continued

Mobile Marker Boards .....	199
Mobile Marker Boards w/ aluminum tray .....	199
TV / DVD Cabinet .....	204
Telephone / Fax Stand .....	204
Visual Display Cabinet .....	197

### Occasional Tables

Crew Series .....	207
Deco Series .....	208
Cylinder Series .....	209
Cylinder Series with Recessed Base .....	209
Cube Series .....	210
Cube Series with Recessed Base .....	210
Parsons Series .....	211
Post Leg Series .....	212

**Added effective 7/1/2024**



phone: (510) 259-6217  
email: info@actionlaminates.com

## General Information

### Pricing

All list prices in this price book are Single Color Standard Laminate, F.O.B. our factory, and are subject to change without notice. "Single Color" is the use of one laminate color only throughout the quoted piece. "Standard Laminate" meets three criteria: 1) It is one of the four major brands of high pressure laminate. 2) It has a starting grade finish. 3) It is stocked at a local distributor. The use of two or more laminates, and/or the use of non-standard laminates, will increase the list price quoted. Prices do not include shipping or cartoning, which are considered additional charges. Any special quotation or pricing must accompany the written purchase order.

### Terms

Upon approved credit, payment terms are 2% - 10 net 30. Unpaid balances over 30 days are subject to a service charge of 1-1/2% per month. All orders are invoiced upon completion. All new customers are required to provide a 50% deposit with the order and the balance payable on a C.O.D. basis. A credit application will be provided upon request.

### Order Procedure

All orders must be received in writing specifying all necessary information, i.e., model number, edge detail and finish. All orders with missing information will be put on hold until all applicable information is received. Lead time may be extended. All orders will receive an acknowledgement by email. It is the customer's responsibility to review the acknowledgement and inform Action Laminates within 24 to 48 hours of any errors or omissions. Acknowledgements act as the final agreement between the customer and Action Laminates superseding all previous communications.

### Changes and Cancellation

Action Laminates must approve change orders and cancellation requests. Authorized change orders will be subject to adjustments in price and lead-time. To change or cancel standard orders, Action Laminates will, at its discretion, levy a restocking charge of 25% or the total costs incurred. Custom projects requiring special materials cannot be changed or cancelled.

### Returns

No product may be returned without prior approval by an authorized agent of Action Laminates. Unauthorized returns will be refused.

### Shipping

Customers may select any carrier of their choice. It is the responsibility of the carrier to inspect all furniture prior to loading. The responsibility of Action Laminates ceases once the shipment is loaded and signed for by the carrier. Signing for the shipment is acknowledgment that it was received in good condition.

### Quick Ship

Rush orders with a 20% up charge are available on a case by case basis. The production schedule and availability of materials are the determining factors. All rush orders need approval from the factory.

### Warranty

Action Laminates warrants its products to be free of defects in materials and workmanship for a period of five years from the date of invoice. The obligation during the warranty period is limited to the repair, or at its option, the replacement of products deemed to be defective by Action Laminates. This warranty does not apply to damage in transit or damage occasioned by the customer.



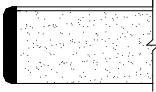



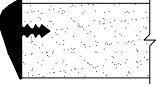
### Storage Charge

From the date of invoice, a 2-week grace period is allowed to pick up product. After 2 weeks, a monthly storage charge will be assessed at a minimum of \$75.00 per month or 5% of the total order amount, whichever is higher.



phone: (510) 259-6217  
email: info@actionlaminates.com

# EDGE DETAILS AND FINISH SPECIFICATIONS

	DESCRIPTION	Standard Colors
<b>GROUP A</b>		
EDGE 1	<b>T-Mold</b>  <b>Core Material:</b> 45lb high density particle board finished with high pressure laminate top, backing sheet on the bottom. <b>1-1/8" Edge:</b> T-Molding 3/16 x 1-1/8" thick <b>1-1/4" Edge:</b> T-Molding 3/16 x 1-1/4" thick	<b>1-1/8" Edge:</b> Dark Tone, Medium Tone, Light Tone, Innertone-R, Light Grey.  <b>1-1/4" Edge:</b> Black, Charcoal, Graphite, Greytone, Smoke, Platinum, R-Beige, Sand.
	EDGE 2	<b>Self Edge</b>  <b>Core Material:</b> 45lb high density particle board finished with high pressure laminate top, backing sheet on the bottom. <b>Edge:</b> High pressure laminate 1/16" x -1/4"
<b>GROUP B</b>		
EDGE 3	<b>PVC Edge</b>  <b>Core Material:</b> 45lb high density particle board finished with high pressure laminate top, backing sheet on the bottom. <b>Edge:</b> PVC 3MM x 1-1/4" thick	<b>PVC 3mm</b> Available in Standard 3mm PVC colors- See page 13
EDGE 4	<b>Bullnose T-mold</b>  <b>Core Material:</b> 45lb high density particle board finished with high pressure laminate top, backing sheet on the bottom. <b>Edge:</b> Bullnose T-Molding 1/2" x 1-1/4"	<b>PVC 1.5 mm</b> Satin Chrome Black, Gloss Grey
EDGE 5	<b>Radius T-mold</b>  <b>Core Material:</b> 45lb high density particle board finished with high pressure laminate top, backing sheet on the bottom. <b>Edge:</b> Radius T-Molding 1/2" x 1-1/4" thick.	Black
EDGE 6	<b>5 Bead T-mold</b>  <b>Core Material:</b> 45lb high density particle board finished with high pressure laminate top, backing sheet on the bottom. <b>Edge:</b> T-Molding 1/4" x 1-1/4" thick.	Black
EDGE 7	<b>Sloped T-mold</b>  <b>Core Material:</b> 45lb high density particle board finished with high pressure laminate top, backing sheet on the bottom. <b>Edge:</b> T-Molding 3/8" x 1-1/4" thick.	Black

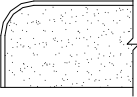
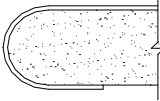
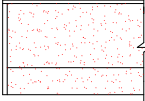
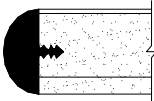
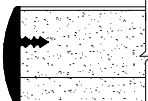
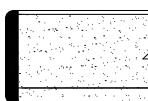

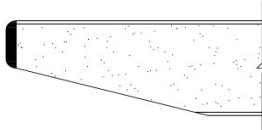
**Laminates:** Standard matte finishes in solid, wood grain, and patterns from Wilsonart, Formica, Nevamar, and Pionite. Premium finishes or laminates by Abet laminati, Laminart, and others are available upon request.





phone: (510) 259-6217  
email: info@actionlaminates.com

## EDGE DETAILS AND FINISH SPECIFICATIONS

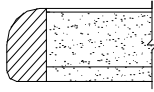
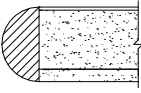
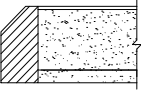
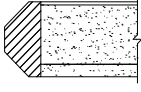
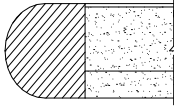
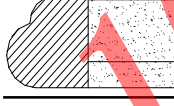
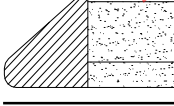
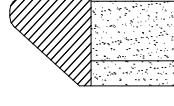
		DESCRIPTION	STANDARD COLORS
<b>GROUP C</b>			
EDGE 8.0	 <p><b>Radius Post Formed</b></p>	<p><b>Core Material:</b> 45lb high density particle board finished with high pressure laminate top, backing sheet on the bottom.</p> <p><b>Edge:</b> Continuous high pressure laminate from the top.</p>	High pressure laminate same as the top.
EDGE 8.2	 <p><b>Bullnose Post Formed</b></p>	<p><b>Core Material:</b> 45lb high density particle board finished with high pressure laminate top, backing sheet on the bottom.</p> <p><b>Edge:</b> Continuous high pressure laminate from the top.</p>	High pressure laminate same as the top.
EDGE 9	 <p><b>Self Edge</b></p>	<p><b>Core Material:</b> 45lb high density particle board finished with high pressure laminate top, backing sheet on the bottom.</p> <p><b>Edge:</b> High pressure laminate 1/16 x 1-3/4" thick</p>	High pressure laminate matching the top. Contrasting self edge, consult factory.
EDGE 10	 <p><b>Bullnose T-Mold Edge</b></p>	<p><b>Core Material:</b> 45lb high density particle board finished with high pressure laminate top, backing sheet on the bottom.</p> <p><b>Edge:</b> Bullnose T-Molding 1/2" x 1-1/2" thick</p>	Black
EDGE 11	 <p><b>T-Mold Edge</b></p>	<p><b>Core Material:</b> 45lb high density particle board finished with high pressure laminate top, backing sheet on the bottom.</p> <p><b>Edge:</b> T-Molding 3/16" x 1-3/4" thick.</p>	Black
EDGE 12	 <p><b>PVC Edge 1-5/8"</b></p>	<p><b>Core Material:</b> 45lb high density particle board finished with high pressure laminate top, backing sheet on the bottom.</p> <p><b>Edge:</b> PVC 3mm x 1-5/8"</p>	Black, Hardrock Maple Designer White
<b>GROUP D</b>			
EDGE 13	 <p><b>1/8" Eased Wood Edge</b></p>	<p><b>Core Material:</b> 45lb high density particle board finished with high pressure laminate top, backing sheet on the bottom.</p> <p><b>Special Note:</b> All wood edges are standard on the tops only.</p> <p><b>Edge:</b> Wood edge detail 1/8" x 1-1/4"</p>	<b>Species:</b> Oak, walnut, maple, or cherry.
EDGE 3.3	 <p><b>3mm PVC Knife Edge</b></p>	<p><b>Core Material:</b> 45lb high density particle board finished with high pressure laminate top, backing sheet on the bottom.</p> <p><b>Edge:</b> PVC 3mm x 1-1/4"</p>	Available in Standard 3mm PVC colors-See page 13

**Laminates:** Standard matte finishes in solid, wood grain, and patterns from Wilsonart, Formica, Nevamar, and Pionite. Premium finishes or laminates by Abet laminati, Laminart, and others are available upon request.



phone: (510) 259-6217  
email: info@actionlaminates.com

## EDGE DETAILS AND FINISH

		DESCRIPTION	STANDARD COLORS
<b>GROUP E</b>			
EDGE 14	 <p><b>Radius Wood Edge</b></p>	<p><b>Core Material:</b> 45lb high density particle board finished with high pressure laminate top, backing sheet on the bottom.</p> <p><b>Special Note:</b> All wood edges are standard on the tops only.</p> <p><b>Edge:</b> Wood edge 3/4" x 1-1/2" thick.</p>	<p><b>Species:</b> Oak, walnut, maple or cherry.</p>
EDGE 15	 <p><b>Bullnose Wood Edge</b></p>	<p><b>Core Material:</b> 45lb high density particle board finished with high pressure laminate top, backing sheet on the bottom.</p> <p><b>Special Note:</b> All wood edges are standard on the tops only.</p> <p><b>Edge:</b> Wood bullnose edge 3/4" x 1-1/2" thick.</p>	<p><b>Species:</b> Oak, walnut, maple or cherry.</p>
EDGE 16	 <p><b>Bevel Wood Edge</b></p>	<p><b>Core Material:</b> 45lb high density particle board finished with high pressure laminate top, backing sheet on the bottom.</p> <p><b>Special Note:</b> All wood edges are standard on the tops only.</p> <p><b>Edge:</b> Wood Edge 3/4 x 1-1/2" thick</p>	<p><b>Species:</b> Oak, walnut, maple or cherry.</p>
EDGE 17	 <p><b>Double Beveled Wood Edge</b></p>	<p><b>Core Material:</b> 45lb high density particle board finished with high pressure laminate top, backing sheet on the bottom.</p> <p><b>Special Note:</b> All wood edges are standard on the tops only.</p> <p><b>Edge:</b> Wood Edge 3/4 x 1-1/2" thick</p>	<p><b>Species:</b> Oak, walnut, maple or cherry.</p>
<b>GROUP F</b>			
EDGE 18	 <p><b>Bullnose Wood Edge</b></p>	<p><b>Core Material:</b> 45lb high density particle board finished with high pressure laminate top, backing sheet on the bottom.</p> <p><b>Special Note:</b> All wood edges are standard on the tops only.</p> <p><b>Edge:</b> Wood edge detail 1-3/4" x 1-3/4"</p>	<p><b>Species:</b> Oak, walnut, maple or cherry.</p>
EDGE 19	 <p><b>Double Radius Wood Edge</b></p>	<p><b>Core Material:</b> 45lb high density particle board finished with high pressure laminate top, backing sheet on the bottom.</p> <p><b>Special Note:</b> All wood edges are standard on the tops only.</p> <p><b>Edge:</b> Wood edge detail 1-3/4" x 1-3/4"</p>	<p><b>Species:</b> Oak, walnut, maple or cherry.</p>
EDGE 20	 <p><b>Bevel Wood Edge</b></p>	<p><b>Core Material:</b> 45lb high density particle board finished with high pressure laminate top, backing sheet on the bottom.</p> <p><b>Special Note:</b> All wood edges are standard on the tops only.</p> <p><b>Edge:</b> Wood edge detail 1-3/4" x 1-3/4"</p>	<p><b>Species:</b> Oak, walnut, maple or cherry.</p>
EDGE 21	 <p><b>Reverse Bevel Wood Edge</b></p>	<p><b>Core Material:</b> 45lb high density particle board finished with high pressure laminate top, backing sheet on the bottom.</p> <p><b>Special Note:</b> All wood edges are standard on the tops only.</p> <p><b>Edge:</b> Wood edge detail 1-3/4" x 1-3/4"</p>	<p><b>Species:</b> Oak, walnut, maple or cherry.</p>

**Laminates:** Standard matte finishes in solid, wood grain, and patterns from Wilsonart, Formica, Nevamar, and Pionite.

Premium finishes or laminates by Abet laminati, Laminart, and others are available upon request.



phone: (510) 259-6217  
email: info@actionlaminates.com

## Standard 3mm PVC Colors

Standard PVC Colors	Matching Laminate Colors	Laminate Grade
Antique White	WA #1572-60 Antique White	Grade I Standard
Beigewood	WA #7850-60 Beigewood	Grade I Standard
Black	WA #1595-60 Black	Grade I Standard
Boardwalk Oak	WA #7983-38 Boardwalk Oak	Grade I Standard
Cocobala	WA #7942K-07 Cocobala	*Grade II Premium*
Designer White	WA #D354-60 Designer White	Grade I Standard
Dove Grey	WA #D92-60 Dove Grey	Grade I Standard
Fawn Cypress	WA #8208K-16 Fawn Cypress	*Grade II Premium*
Figured Mahogany	WA #7040K-78 Figured Mahogany	*Grade II Premium*
Fonthill Pear	WA #10745-60 Fonthill Pear	Grade I Standard
Frosty White	WA #1573-60 Frosty White	Grade I Standard
Fusion Maple	WA #7909-60 Fusion Maple	Grade I Standard
Golden Oak	WA #7806-60 Bannister Oak (close match)	Grade I Standard
Grey 1500	WA #1500-60 Grey	Grade I Standard
Hardrock Maple	Pionite #WM791-N Hardrock Maple	Grade I Standard
Henna Cherry	WA #11019-39 Henna Cherry	*Grade II Premium*
HM Innertone Light	NM #S2069-T Bethany Beige (close match)	Grade I Standard
HM Innertone-R	NM #S2086-T Jute (close match)	Grade I Standard
HM Mediumtone	WA #D495-60 Coffee Bean (so-so match)	Grade I Standard
HW Graphite	Formica #837-58 Graphite	Grade I Standard
HW Putty	NM #S6031-T Fossil Gray (close match)	Grade I Standard
HW Smoke	Pionite #SG214-N Bankers Gray	Grade I Standard
Kensington Maple	WA #10776-60 Kensington Maple	Grade I Standard
Manitoba Maple	WA #7911-60 Manitoba Maple	Grade I Standard
Monticello Maple	WA #7925-38 Monticello Maple	Grade I Standard
Pebble	NM #S2050-T Porcelain	Grade I Standard
Pepperdust	WA #D327-60 Pepperdust	Grade I Standard
Platinum	WA #D315-60 Platinum	Grade I Standard
Regency Walnut	FM #6209-58 Prestige Walnut (close match)	Grade I Standard
River Cherry	WA #7937-38 River Cherry	Grade I Standard
Skyline Walnut	WA #7964K-12 Skyline Walnut	*Grade II Premium*
Slate	PN #SG228 Slate	Grade I Standard
Sterling Ash	WA #7995-38 Sterling Ash	Grade I Standard
Studio Teak	WA #7960K-18 Studio Teak	*Grade II Premium*
Walnut Heights	WA #7965K-12 Walnut Heights	*Grade II Premium*
Wild Cherry	WA #7054-60 Wild Cherry	Grade I Standard
Windsor Mahogany/Yorkshire Cherry	WA #7039K-78 Windsor Mahogany	*Grade II Premium*
Witchcraft	Pionite #WX421-H Witchcraft	*Grade II Premium*
1.5mm Satin Chrome	NO MATCHING LAMINATE COLOR	



phone: (510) 259-6217  
email: info@actionlaminates.com

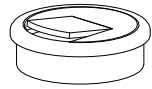
## ACCESSORIES

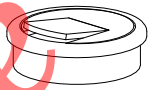
---

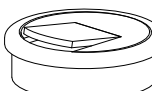
MODEL NUMBER	DESCRIPTION	LIST
--------------	-------------	------

---


### GROMMETS

GR-3-BK	Round Grommet, 3" diameter, black plastic. Price for cover and rim, installed at factory.	\$30	
	Cover and rim, to be installed in field by others.	\$14	

GR-3-SC	Round Grommet, 3" diameter, satin chrome plastic. Price for cover and rim, installed at factory.	\$65	
	Cover and rim, to be installed in field by others.	\$50	

GR-4-BK	Round Grommet, 4" diameter, black plastic. Price for cover and rim, installed at factory.	\$45	
	Cover and rim, to be installed in field by others.	\$30	


### HORIZONTAL WIRE MANAGER

WM-2	Mounts under the surface to manage and conceal wires. May also be installed vertically, includes double-stick tape. Black plastic finish. 2" x specified length in inches.	\$12 per lineal ft.	
------	--	---------------------	---

### VERTICAL WIRE MANAGER

VWM-1	Mounts vertically on metal column leg to manage and conceal wires. Includes double-stick tape. Black or Silver plastic finish. 2" x 22" long	\$33	
-------	--	------	---

### VERTICAL WIRE MANAGER

VWM-2	Snaps onto 2" diameter metal column leg, T-style base, etc., to manage and conceal wires. Black powder coat finish on aluminum. Other finishes available, please consult factory. 2" x 17" long	\$40	
VWM-3	Same as above, but for 3" diameter metal column leg.	\$56	





phone: (510) 259-6217  
 email: info@actionlaminates.com

## Power and Data Modules

MODEL NUMBER                      DESCRIPTION                      LIST

### PDM-4-BK

Flip-up design allows access to power, voice and data outlets. Includes (2) electrical outlets; (1) RJ-11 cat 3 voice module; (1) RJ-45 cat 6 data module; and 6' molded power cord. Black powder coat finish.

**Replace RJ11 module with (1) RJ45 Cat. 6 module, ADD \$24**

Size: 5-3/8" x 5-3/4"

\$285  
(per unit)



### PDM-5/2-BK

Easy lift of the hinged door allows access to power, voice and data outlets. Includes (2) electrical outlets; (2) RJ-45 cat 6 data modules; blank teleplate cover; (1) convenience outlet, and 6' molded power cord. Black powder coat finish.

**Replace BK with S for Silver, or GW for Gloss White powder coat finish.**  
**Replace BK with AL for Brushed Anodized Aluminum.**  
**Replace BK with SS for Stainless Steel.**  
**Add (2) 2.1 amp USB charging ports: \$165**  
**Add (1) RJ11 Cat. 3 voice module: \$40**  
**Add (1) RJ45 Cat. 6 data module: \$60**  
**Add (1) HDMI, 15-pin VGA module with (1) audio jack: \$275**  
**Add (1) HDMI module: \$140**

Other modules are available, please consult factory.  
 Size: 5-3/8" x 9"

\$435  
(per unit)



**NO UPCHARGE**  
**ADD \$250**  
**ADD \$265**



### PDM-5/4-BK

Easy lift of the hinged door allows access to power, voice and data outlets. Includes (4) electrical outlets; (2) RJ-45 cat 6 data modules; (1) convenience outlet, and 6' molded power cord. Black powder coat finish.

**Replace BK with S for Silver, or GW for Gloss White powder coat finish.**  
**Replace BK with AL for Brushed Anodized Aluminum.**  
**Replace BK with SS for Stainless Steel.**  
**Add: (2) 2.1 amp USB charging ports: \$165**  
**Add (2) additional RJ45 Cat. 6 data modules: \$115**

Size: 5-3/8" x 9"

\$615  
(per unit)









phone: (510) 259-6217  
 email: info@actionlaminates.com

## Power and Data Modules

MODEL NUMBER                      DESCRIPTION                      LIST

### PDM-31-BK

Two part system consisting of power base mounted under the table top, and a hinged-door grommet. Includes (2) electrical outlets, (2) RJ-45, cat 6 data modules, 6' power cord, and surface-mounted hinged door grommet with brush. Black metal.

**\$370**  
(per unit)



**Silver finish**                      **\$370**  
**Gloss White finish**                      **\$370**  
**Brushed Aluminum or Stainless Steel finish** **\$430**

**Available with (2) USB Charging ports**                      **\$500**  
**Available power only, no data modules**                      **\$265**



Size: 3-3/8" x 5-5/8"

### PDM-32-BK Daisy Chain

Non-sequential daisy-chain device. No need to place training tables into a predetermined order. Under mount-style. Each unit includes flush hinged door with brush, (2) electrical outlets, (2) RJ-45, cat 6 data modules, and (2) interconnecting cables. Black metal.  
**Note: For training tables 36" to 72" wide; please specify width of table. Up to (10) tables may be linked.**  
 Requires (1) #PDM-32-SP-SC starter cable (below) per chain.

**\$455**  
(per unit)



**Silver finish**                      **\$455**  
**Gloss White finish**                      **\$455**  
**Brushed Aluminum or Stainless Steel finish** **\$520**

**Available with (2) USB Charging ports**                      **\$590**  
**Available power only, no data modules**                      **\$345**

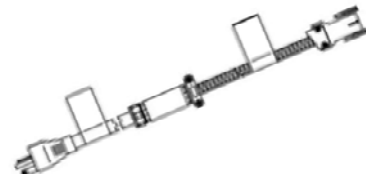


Size: 3-3/8" x 5-5/8"

### PDM-32-SP-SC Daisy Chain Starter Cable

Starter cable for PDM-32-BK daisy-chain device above, 72" long. Includes molded 3-Prong plug. Single Circuit 20 AMP. Only one required per chain.

**\$175**  
(per cable)







phone: (510) 259-6217  
email: info@actionlaminates.com

## Power and Data Modules

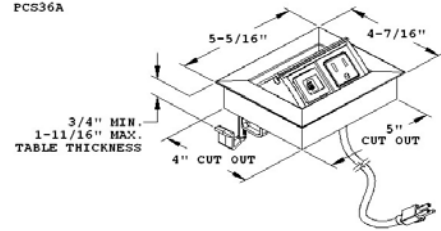
MODEL NUMBER                      DESCRIPTION                      LIST

### PDM-36A-AL

Surface mount, single-sided, pop-up design. Standard with (1) electrical outlet, (1) RJ-45, Cat 5 module, and a 6' molded power cord. Satin Aluminum finish. Other modules available, please consult factory.

Size: 5-5/16" x 4-7/16"

**\$395**  
(per unit)

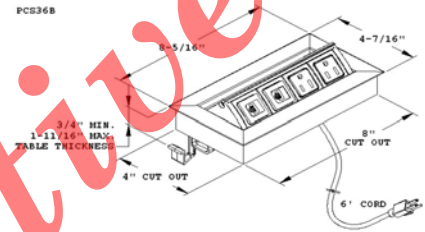


### PDM-36B-AL

Surface mount, single-sided, pop-up design. Standard with (2) electrical outlets, (2) RJ-45, Cat 5 modules, and a 6' molded power cord. Satin Aluminum finish. Other modules available, please consult factory.

Size: 8-5/16" x 4-7/16"

**\$480**  
(per unit)

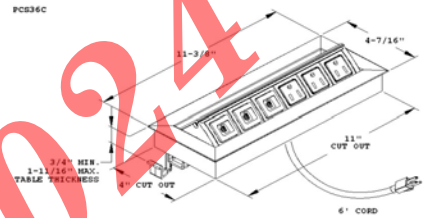


### PDM-36C-AL

Surface mount, single-sided, pop-up design. Standard with (3) electrical outlets, (3) RJ-45, Cat 5 modules, and a 6' molded power cord. Satin Aluminum finish. Other modules available, please consult factory.

Size: 11-3/8" x 4-7/16"

**\$595**  
(per unit)

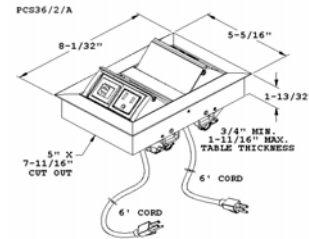


### PDM-36A-2-AL

Surface mount, double-sided, pop-up design. Standard with (2) electrical outlets, (2) RJ-45, Cat 5 modules, and a 6' molded power cord. Satin Aluminum finish. Other modules available, please consult factory.

Size: 5-5/16" x 8-1/32"

**\$805**  
(per unit)

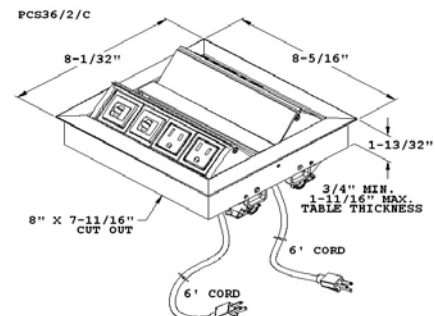


### PDM-36C-2-AL

Surface mount, double-sided, pop-up design. Standard with (4) electrical outlets, (4) RJ-45, Cat 5 modules, and a 6' molded power cord. Satin Aluminum finish. Other modules available, please consult factory.

Size: 8-5/16" x 8-1/32"

**\$980**  
(per unit)





phone: (510) 259-6217  
 email: info@actionlaminates.com

## Power and Data Modules

MODEL NUMBER DESCRIPTION LIST

### PDM-37-2-BK / 2 Power Only

Surface mount unit, with (2) 115 v. electrical outlets. A versatile power solution designed to seamlessly integrate into a variety of spaces. ETL listed. Standard with 9' cord with 3-prong molded plug & black powder coat finish. Other finishes and options available, please consult factory.

- PDM-37-3-BK**      3 Outlet Unit
- PDM-37-4-BK**      4 Outlet Unit
- PDM-37-6-BK**      6 Outlet Unit
- Gloss White or Silver Finish**
- Clear Brushed Aluminum Finish**

Size: 2-1/2"d x 5"w (2 outlets) to 10-3/4"w (6 outlets)

**\$255**  
(2 outlet unit)



**\$405**  
**\$450**  
**\$465**  
 No Upcharge  
 Add \$85


### PDM-38-3-BK / 3 Power + Data

Surface mount unit, with (3) 115 v. electrical outlets, and (1) data teleplate. A versatile power solution designed to seamlessly integrate into a variety of spaces. ETL listed. Standard with 9' cord with 3-prong molded plug, blank teleplate cover, and black powder coat finish. Other finishes and options available, please consult factory.

- PDM-38-4-BK**      4 Outlet Unit
- Gloss White or Silver Finish**
- Clear Brushed Aluminum Finish**
- Color Match Metal Teleplate**
- Data Teleplate Options:**

Size: 2-1/2"d x 10"w (3 outlets) to 11-1/2"w (4 outlets)

**\$410**  
(3 outlet unit)



**\$455**  
 No Upcharge  
 Add \$85  
 Add \$65  
 See Page 27


### PDM-39-1-BK / 1 Power + USB

Surface mount unit, with (1) 115 v. electrical outlet, and (2) USB charging ports. A versatile power solution designed to seamlessly integrate into a variety of spaces. ETL listed. Standard with 9' cord with 3-prong molded plug & black powder coat finish. Other finishes and options available, please consult factory.

- PDM-39-2-BK**      2 Outlet, 2 USB Unit
- PDM-39-3-BK**      3 Outlet, 2 USB Unit
- PDM-39-4-BK**      4 Outlet, 2 USB Unit
- PDM-39-6-BK**      6 Outlet, 4 USB Unit
- Gloss White or Silver Finish**
- Clear Brushed Aluminum Finish**

Size: 2-1/2"d x 4-1/2"w (1 outlet) to 13"w (6 outlets)

**\$360**  
(1 outlet unit)



**\$385**  
**\$490**  
**\$490**  
**\$660**  
 No Upcharge  
 Add \$90



phone: (510) 259-6217  
 email: info@actionlaminates.com

## Power and Data Modules

MODEL NUMBER DESCRIPTION LIST

### PDM-40-2-BK / 2 Power + USB + Data

Surface mount unit, with (2) 115 v. electrical outlets, (2) USB charging ports, and (1) data teleplate. A versatile power solution designed to seamlessly integrate into a variety of spaces. ETL listed. Standard with 9' cord with 3-prong molded plug, blank data teleplate cover, and black powder coat finish. Other finishes and options available, please consult factory.

\$390  
(2 outlet unit)



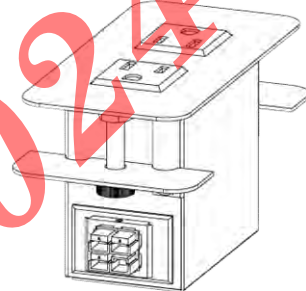
- |                                      |   |                    |
|--------------------------------------|---|--------------------|
| <b>PDM-40-3-BK</b>                   | <b>3 Outlet, 2 USB, 1 Data Teleplate Unit</b> | <b>\$495</b>       |
| <b>PDM-40-4-BK</b>                   | <b>4 Outlet, 2 USB, 1 Data Teleplate Unit</b> | <b>\$505</b>       |
| <b>PDM-40-6-BK</b>                   | <b>6 Outlet, 4 USB, 1 Data Teleplate Unit</b> | <b>\$665</b>       |
| <b>Gloss White or Silver Finish</b>  |   | <b>No Upcharge</b> |
| <b>Clear Brushed Aluminum Finish</b> |   | <b>Add \$85</b>    |
| <b>Color Match Metal Teleplate</b>   |   | <b>Add \$65</b>    |
| <b>Data Teleplate Options:</b>       |   | <b>See Page 27</b> |

Size: 2-1/2"d x 9"w (2 outlets) to 17-1/2"w (6 outlets)

### PDM-41-2-BK / 2 Power Only Daisy Chain Kit

Non-sequential daisy-chain device. No need to place training tables into a predetermined order. Surface mount unit, with (2) 115 v. electrical outlets. A versatile power solution designed to seamlessly integrate into a variety of spaces. Includes (2) interconnecting cables and (4) cable clamps. Black powder coat finish. ETL listed.

\$385  
(per kit)



**Note: For training tables 36" to 72" wide; please specify width of table. Up to (10) tables may be linked. Requires (1) #PDM-32-SP-SC starter cable (below) per chain.**

- |                                      |                     |                    |
|--------------------------------------|---------------------|--------------------|
| <b>PDM-41-4-BK</b>                   | <b>4 Outlet Kit</b> | <b>\$580</b>       |
| <b>Gloss White or Silver Finish</b>  |                     | <b>No Upcharge</b> |
| <b>Clear Brushed Aluminum Finish</b> |                     | <b>Add \$65</b>    |

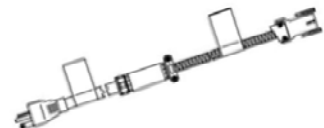
Size: 2-1/2"d x 5"w (2 outlets) to 7-3/4"w (4 outlets)



### PDM-32-SP-SC / Daisy Chain Starter Cable

Starter cable for PDM-41-2-BK daisy-chain device above, 72" long. Includes molded 3-Prong plug. Single Circuit 20 AMP. Only one required per chain.

\$175  
(per cable)





phone: (510) 259-6217  
 email: info@actionlaminates.com

## Power and Data Modules

MODEL NUMBER DESCRIPTION LIST

### PDM-42-2-BK / 2 Power + USB Daisy Chain Kit

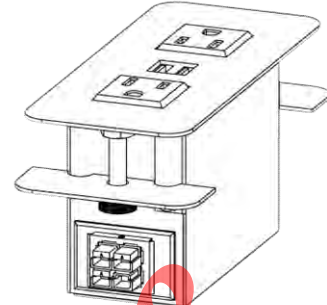
Non-sequential daisy-chain device. No need to place training tables into a predetermined order. Surface mount unit, with (2) 115 v. electrical outlets and (2) USB charging ports. A versatile power solution designed to seamlessly integrate into a variety of spaces. Includes (2) inter-connecting cables and (4) cable clamps. Black powder coat finish. ETL listed.

**Note:** For training tables 36" to 72" wide; please specify width of table. Up to (10) tables may be linked. Requires (1) #PDM-32-SP-SC starter cable (below) per chain.

**PDM-42-4-BK 4 Outlet 2 USB Kit**  
**Gloss White or Silver Finish**  
**Clear Brushed Aluminum Finish**

Size: 2-1/2"d x 5-3/4"w (2 outlets) to 8-3/4"w (4 outlets)

\$515  
(per kit)



\$710  
No Upcharge  
Add \$65



### PDM-43-3-BK / 3 Power + USB + Data


Drop in unit with sleek design, with (3) 120 volt power receptacles, (1) convenience outlet, (2) USB charging ports, (2) RJ 45 Cat 6 data ports, and (1) Data Teleplate. Single hinged door retracts into table. Includes (1) 9' power cord with molded plug. Black powder coat finish.

**PDM-43-4-BK 4 Outlet, 2 USB, 2 RJ45, 1 Teleplate Unit**  
**Gloss White or Silver Finish**  
**Clear Brushed Aluminum Finish**

**Data Teleplate Options:**

Size: 6-1/4"d x 16-1/8"w

\$1,085  
(per unit)



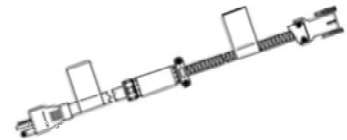
\$1,085  
No Upcharge  
Add \$410

See Page 27

### PDM-32-SP-SC / Daisy Chain Starter Cable

Starter cable for PDM-42-2-BK daisy-chain device above, 72" long. Includes molded 3-Prong plug. Single Circuit 20 AMP. Only one required per chain.

\$175  
(per cable)





phone: (510) 259-6217  
 email: info@actionlaminates.com


## Power and Data Modules

MODEL NUMBER DESCRIPTION LIST

### PDM-44-3-BK / 3 Power + USB + Data (Daisy Chain)

Drop in Daisy Chain unit with sleek design, with (3) 120 volt power receptacles, (2) USB charging ports, (2) RJ45 Cat 6 data ports, and (1) Data Teleplate. Single hinged door retracts into table. Requires starter and interconnecting cables, purchased separately. Black powder coat finish.

\$1,380  
(per unit)



**PDM-44-4-BK** 4 Outlet, 2 USB, 2 RJ45, 1 Teleplate  
**Gloss White or Silver Finish**  
**Clear Brushed Aluminum Finish**  
**Data Teleplate Options:**  
**Requires PDM-32 Series starter & interconnect cables:**

\$1,380  
 No Upcharge  
 \$410  
 See Page 27  
 See Page 26

Size: 6-1/4"d x 16-1/8"w

### PDM-45-2-BK / 2 Power Only

Sleek, contemporary (2) 115 V. outlet power-only unit, mounts above or below table with convertible bracket, included. Standard with 6' cord with molded plug, and black powder coat finish.

\$225  
(per unit)



**PDM-45-4-BK** 4 Outlet  
**PDM-45-6-BK** 6 Outlet

\$285  
 \$340

**Gloss White or Silver Finish**

No Upcharge

Size: 2-5/8"d x 5-1/2"w (2 outlet) to 14" (6 outlets) x 2-5/8"h

### PDM-46-2-BK / 2 Power + Data

Sleek, contemporary unit with (2) 115 V. outlets and (1) data teleplate with (2) RJ45 Cat. 6 data ports. Mounts above or below table with convertible bracket, included. ETL listed. Standard with 6' cord with molded plug, and black powder coat finish.

\$340  
(per unit)



**PDM-46-4-BK** 4 Outlet, (2) RJ45 Teleplate  
**PDM-46-6-BK** 6 Outlet, (2) RJ45 Teleplate

\$400  
 \$455

**Gloss White or Silver Finish**  
**Data Teleplate Options:**

No Upcharge  
 See Page 27

Size: 2-5/8"d x 9-5/8"w (2 outlet) to 18-1/4" (6 outlets) x 2-5/8"h





phone: (510) 259-6217  
 email: info@actionlaminates.com

## Power and Data Modules

MODEL NUMBER DESCRIPTION LIST

### PDM-47-2-BK / 2 Power + USB

Sleek, contemporary unit with (2) 115 V. outlets and (2) USB charging ports. Mounts above or below table with convertible bracket, included. ETL listed. Standard with 6' cord with molded plug, and black powder coat finish.

**\$335**  
(per unit)



<b>PDM-47-4-BK</b>	<b>4 Outlet, (2) USB Ports</b>	<b>\$385</b>
<b>PDM-47-6-BK</b>	<b>6 Outlet, (2) USB Ports</b>	<b>\$445</b>

**Gloss White or Silver Finish** **No Upcharge**

Size: 2-5/8"d x 5-1/2"w (2 outlet) to 14" (6 outlets) x 2-5/8"h

### PDM-48-2-BK / 2 Power + USB + Data

Sleek, contemporary unit with (2) 115 V. outlets, (2) USB charging ports, and (1) data teleplate with (2) RJ45 Cat. 6 data ports. Mounts above or below table with convertible bracket, included. ETL listed. Standard with 6' cord with molded plug, and black powder coat finish.

**\$465**  
(per unit)



<b>PDM-48-4-BK</b>	<b>4 Outlet, (2) USB, (2) RJ45</b>	<b>\$515</b>
<b>PDM-48-6-BK</b>	<b>6 Outlet, (2) USB, (2) RJ45</b>	<b>\$585</b>

**Gloss White or Silver Finish** **No Upcharge**  
**Data Teleplate Options:** **See Page 27**

Size: 2-5/8"d x 9-5/8"w (2 outlet) to 18-1/4" (6 outlets) x 2-5/8"h

### PDM-49-4-BK / Single-Sided Power Only

Single sided quad power bar with (4) 115 V. receptacles, for individual workstations or computer tables. Flexible mounting options allow Sandbar to be attached to the bottom of a worksurface or onto a modesty panel. Standard in black powder coat finish. Other receptacle and circuit options available, please consult factory.

**\$240**  
(per unit)



**Requires PDM-84 power infeed & interconnecting cables, sold separately--** **See Pages 26 & 27**

**Silver Finish** **No Upcharge**

Size: 1-5/8"d x 10-1/2"w x 3-1/8"h





phone: (510) 259-6217  
 email: info@actionlaminates.com

## Power and Data Modules

MODEL NUMBER DESCRIPTION LIST

### PDM-49-8-BK / Double-Sided Power Only

Double sided octo power bar with (8) 115 V. receptacles, for back to back applications such as benching systems. Flexible mounting options allow Sandbar to be attached to the bottom of a worksurface. Standard in black powder coat finish. Other receptacle and circuit options available, please consult factory.

\$290  
(per unit)



Requires PDM-84 power infeed & interconnecting cables, sold separately--

26 & 27

Silver Finish

No Upcharge

Size: 2-1/2"d x 10-1/2"w x 3-1/8"h

### PDM-50-4-BK / Single-Sided Power + Data

Single sided quad power bar with (4) 115 V. receptacles, and (4) RJ45 data ports. For individual workstations or computer tables. Flexible mounting options allow Sandbar to be attached to the bottom of a worksurface or onto a modesty panel. Standard in black powder coat finish. Other receptacle and circuit options available, please consult factory.

\$490  
(per unit)



Requires PDM-84 power infeed & interconnecting cables, sold separately--

See Pages 26 & 27

Silver Finish

No Upcharge

Size: 1-5/8"d x 10-1/2"w x 4-1/2"h

### PDM-50-8-BK / Double-Sided Power + Data

Double sided octo power bar with (8) 115 V. receptacles and (8) RJ45 data ports. for back to back applications such as benching systems. Flexible mounting options allow Sandbar to be attached to the bottom of a worksurface. Standard in black powder coat finish. Other receptacle and circuit options available, please consult factory.

\$755  
(per unit)



Requires PDM-84 power infeed & interconnecting cables, sold separately--

See Pages 26 & 27

Silver Finish

No Upcharge

Size: 2-1/2"d x 10-1/2"w x 4-1/2"h



phone: (510) 259-6217  
 email: info@actionlaminates.com

## STARTER & INTERCONNECTING CABLES

MODEL NUMBER DESCRIPTION LIST

### PDM-32-SP-SC / Daisy Link Starter Cable

42 Series Power infeed starter cable. 4 wire 1 circuit. 72" long. Includes molded 3-Prong plug, 20 AMP. Only one required per chain.


\$175  
(per cable)



### PDM-32-HW-SC / Daisy Link Hard Wire Starter Cable

42 Series power infeed starter cable. 4 wire 2 circuit. 72" long. To be connected by electrician. 20 AMP. Only one required per chain. Other lengths available, please consult factory.

\$120  
(per cable)




### PDM-32-FF-24-IC / Daisy Link Female/Female

42 Series Female to Female metal flex connecting cable 24" long. Connects one power module to the next. 20 AMP. 4 wire, 2 circuit.

FF-48-IC 48" long cable  
 FF-72-IC 72" long cable

\$80  
(per cable)  
 \$ 100  
 \$ 120



Other lengths available, please consult factory.

### PDM-32-FM-24-IC / Daisy Link Female/Male

42 Series Female to Male metal flex connecting cable, 24" long. Connects to starter cable or as an extension to a Female/Female cable. 20 AMP. 4 wire 2 circuit.

FM-48-IC 48" long cable  
 FM-72-IC 72" long cable

\$85  
(per cable)  
 \$ 105  
 \$ 125




Other lengths available, please consult factory.

### PDM-84-SP-SC / Starter Infeed Cable

84 Series Power infeed starter cable for PDM-49-BK or PDM-50-BK daisy-chain device, 72" long. Includes molded 3-Prong plug. Single Circuit 20 AMP. Only one required per chain.

\$270  
(per cable)



### PDM-84-HW-SC / Hard Wire Starter Infeed Cable

84 Series power Infeed starter cable for PDM-49-BK or PDM-50-BK daisy-chain device, 72" long. To be connected by electrician. 20 AMP. 8 wire, 4 circuit. Only one required per chain. Other lengths available, please consult factory.

\$215  
(per cable)





phone: (510) 259-6217  
email: info@actionlaminates.com

## INTERCONNECTING CABLES TELEPLATE OPTIONS

---

MODEL NUMBER	DESCRIPTION	LIST
--------------	-------------	------

---

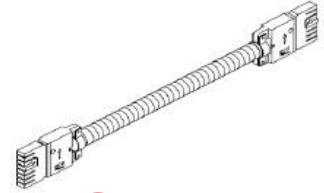
### PDM-84-FF-24-IC / Female/Female

84 Series Female to Female metal flex connecting cable 24" long. Connects one power module to the next. 20 AMP. 8 wire, 4 circuit.

\$100  
(per cable)

<b>PDM-84-FF-48-IC</b>	<b>48" long cable</b>	<b>\$ 125</b>
<b>PDM-84-FF-72-IC</b>	<b>72" long cable</b>	<b>\$ 140</b>

Other lengths available, please consult factory.



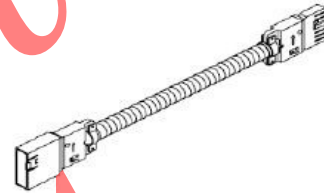
### PDM-84-FM-24-IC / Female/Male

84 Series Female to Male metal flex connecting cable, 24" long. Connects to starter cable or as an extension to a Female/Female cable. 20 AMP. 8 wire 4 circuit.

\$100  
(per cable)

<b>PDM-84-FM-48-IC</b>	<b>48" long cable</b>	<b>\$ 125</b>
<b>PDM-84-FM-72-IC</b>	<b>72" long cable</b>	<b>\$ 140</b>

Other lengths available, please consult factory.



### Common Teleplate Options

Power Data Devices that include Data Teleplates are able to be customized with many different data ports. Here are several common options. Add the list price of the option to the list price of the Power Data Module.



Add (1) RJ11 Cat. 3 phone port:	\$ 35
Add (1) RJ45 Cat. 6 data port:	\$ 60
Add (1) USB Type A with 72" patch cord:	\$ 65
Add (1) USB 3.0 Female/Male w/ 120" patch cord:	\$ 270
Add (1) USB C charging with 25W. transformer:	\$ 330
Add (1) HDMI F/F with 36" cord:	\$ 135
Add (1) DVI with 36" cord, male end:	\$ 140
Add (1) 15-pin VGA w/ 60" cord:	\$ 100
Add (1) Mini Stereo F/F:	\$ 40
Add (1) 3-Pin XLR female:	\$ 115
Add (1) Cordminder plate w/ 3 wire grommets:	\$ 35
Add (1) Stuffer Cap for open RJ45 cutout:	\$ 6
Add (1) blank plate for open cutout:	\$ 6

Other options available, please consult factory.



phone: (510) 259-6217  
email: info@actionlaminates.com

**S** Stocked Items

**TABLE BASES**

MODEL NUMBER      SIZE      WT.      Max. Top Size      Description      List Each

(Spread x Height)

**ALUMA CAST SERIES**

**Aluma Cast with Levelers**

AC-15-TB-B/S	15 x 27-3/4	10	20"	T-Style, steel column, aluminum foot, black or silver.	219
AC-20-TB-B/S	20 x 27-3/4	11	30"	T-Style, steel column, aluminum foot, black or silver.	224
AC-26-TB-B/S	26 x 27-3/4	11	36"	T-Style, steel column, aluminum foot, black or silver.	242
AC-33-TB-B/S	33 x 27-3/4	12	42"	T-Style, steel column, aluminum foot, black or silver.	288
AC-38-TB-B/S	38 x 27-3/4	13	48"	T-Style, steel column, aluminum foot, black or silver.	345
AC-34-TTB-B/S	34 x 27-3/4	20	48"	TT-Style, steel column, aluminum foot, black or silver.	408
AC-40-TTB-B/S	40 x 27-3/4	21	60"	TT-Style, steel column, aluminum foot, black or silver.	431



AC-15-CB-B/S	15 x 27-3/4	10	20"	C-Style, steel column, aluminum foot, black or silver.	219
AC-22-CB-B/S	22 x 27-3/4	11	26"	C-Style, steel column, aluminum foot, black or silver.	224
AC-26-CB-B/S	26 x 27-3/4	11	36"	C-Style, steel column, aluminum foot, black or silver.	242



AC-20-XB-B/S	20 x 27-3/4	21	24"	X-Style, steel column, aluminum foot, black or silver.	339
AC-26-XB-B/S	26 x 27-3/4	22	30", 36"	X-Style, steel column, aluminum foot, black or silver.	362
AC-33-XB-B/S	33 x 27-3/4	22	36", 42"	X-Style, steel column, aluminum foot, black or silver.	408
AC-38-XB-B/S	38 x 27-3/4	23	54"	X-Style, steel column, aluminum foot, black or silver.	454
AC-38-4-XB-B/S	38 x 27-3/4	30	60"	X-Style, steel column, aluminum foot, black or silver.	874
AC-46-4-XB-B/S	38 x 27-3/4	32	72"	X-Style, steel column, aluminum foot, black or silver.	926

AC-17-YB-B	17 x 27-3/4	11	24"	Y-Style, steel column, aluminum foot, black or silver.	230
AC-23-YB-B	23 x 27-3/4	11	30"	Y-Style, steel column, aluminum foot, black or silver.	247
AC-29-YB-B	29 x 27-3/4	12	36"	Y-Style, steel column, aluminum foot, black or silver.	339
AC-33-YB-B	33 x 27-3/4	13	48"	Y-Style, steel column, aluminum foot, black or silver.	374



**Aluma Cast with Casters**

AC-15-TB-CA-B/S	15 x 27-3/4	10	20"	T-Style, with casters, black or silver.	259
AC-20-TB-CA-B/S	20 x 27-3/4	11	30"	T-Style, with casters, black or silver.	265
AC-26-TB-CA-B/S	26 x 27-3/4	11	36"	T-Style, with casters, black or silver.	282
AC-33-TB-CA-B/S	33 x 27-3/4	12	42"	T-Style, with casters, black or silver.	328
AC-38-TB-CA-B/S	38 x 27-3/4	13	48"	T-Style, with casters, black or silver.	385
AC-34-TTB-CA-B/S	34 x 27-3/4	20	48"	TT-Style, with casters, black or silver.	449
AC-40-TTB-CA-B/S	40 x 27-3/4	21	60"	TT-Style, with casters, black or silver.	472












AC-15-CB-CA-B/S	15 x 27-3/4	10	20"	C-Style, with casters, black or silver.	259
AC-22-CB-CA-B/S	22 x 27-3/4	11	26"	C-Style, with casters, black or silver.	265
AC-26-CB-CA-B/S	26 x 27-3/4	11	36"	C-Style, with casters, black or silver.	282

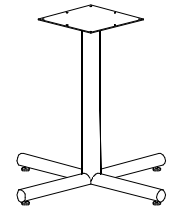
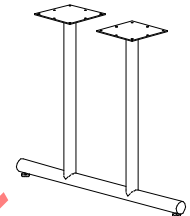
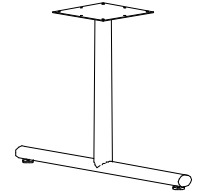
AC-20-XB-CA-B/S	20 x 27-3/4	21	24"	X-Style, with casters, black or silver.	420
AC-26-XB-CA-B/S	26 x 27-3/4	22	30", 36"	X-Style, with casters, black or silver.	443
AC-33-XB-CA-B/S	33 x 27-3/4	22	36", 42"	X-Style, with casters, black or silver.	489
AC-38-XB-CA-B/S	38 x 27-3/4	23	54"	X-Style, with casters, black or silver.	535

<b>Aluma Cast Options:</b>	* For non-standard height less than 27-3/4"h (per vertical column).	46
	* For non-standard height greater than 27-3/4"h up to 40-3/4"h (per vertical column).	69
	* Folding mechanism for 15", 20" & 26" T-Style base.	155
	* Folding mechanism for TT-Style base add (per column).	339
	* Folding mechanism for 15", 22" & 26" C-Style base.	155
	* Flip-Top mechanism with single handle release T or C-style add (per column).	201
	* Flip-Top mechanism with single lever release, X-20" or X-26" only.	150
	* Locking casters for Y-Style base at 27-3/4"h (per base).	43
	* For polished chrome or satin chrome finish please consult factory	
	* Other powder coat colors are available, consult factory for pricing.	





## TABLE BASES

MODEL NUMBER	SIZE	WT.	Max. Top Size	Description	List Each
<b>DURA SERIES</b>					
(Spread x Height)					
DS-18-TB-B/S	18 x 27-3/4	12	24"	T-Style steel base, black or Silver.	221 
DS-22-TB-B/S	22 x 27-3/4	13	30"	T-Style steel base, black or Silver.	221 
DS-26-TB-B/S	26 x 27-3/4	13	36"	T-Style steel base, black or Silver.	227 
DS-26-TTB-B/S	26 x 27-3/4	22	36"	TT-Style steel base, black or Silver.	302 
DS-32-TTB-B/S	32 x 27-3/4	22	42"	TT-Style steel base, black or Silver.	335 
DS-36-TTB-B/S	36 x 27-3/4	23	48", 60"	TT-Style steel base, black or Silver.	346 
DS-18-TB-C	18 x 27-3/4	12	24"	T-Style steel base, polished or satin chrome.	254
DS-22-TB-C	22 x 27-3/4	13	30"	T-Style steel base, polished or satin chrome.	259
DS-26-TB-C	26 x 27-3/4	13	36"	T-Style steel base, polished or satin chrome.	259
DS-26-TTB-C	26 x 27-3/4	22	36"	TT-Style steel base, polished or satin chrome.	362
DS-32-TTB-C	32 x 27-3/4	23	42"	TT-Style steel base, polished or satin chrome.	394
DS-36-TTB-C	36 x 27-3/4	23	48", 60"	TT-Style steel base, polished or satin chrome.	400
DS-18-XB-B/S	18 x 27-3/4	16	20"s, 24"r	X-Style steel base, black or Silver.	340 
DS-22-XB-B/S	22 x 27-3/4	17	26"s, 30"r	X-Style steel base, black or Silver.	346 
DS-26-XB-B/S	26 x 27-3/4	21	30"s, 36"r	X-Style steel base, black or Silver.	351 
DS-32-XB-B/S	32 x 27-3/4	27	38"s, 42"r	X-Style steel base, black or Silver.	373 
DS-36-XB-B/S	36 x 27-3/4	30	42"s, 48"r	X-Style steel base, black or Silver.	389 
DS-32-4-XB-B/S	32 x 27-3/4	36	48"s, 60"r	X-Style steel base, 4 columns, black or Silver.	605
DS-36-4-XB-B/S	36 x 27-3/4	36	54"s, 72"r	X-Style steel base, 4 columns, black or Silver.	670
DS-18-XB-C	18 x 27-3/4	16	20"s, 24"r	X-Style steel base, polished or satin chrome.	394
DS-22-XB-C	22 x 27-3/4	17	26"s, 30"r	X-Style steel base, polished or satin chrome.	400
DS-26-XB-C	26 x 27-3/4	21	30"s, 36"r	X-Style steel base, polished or satin chrome.	410
DS-32-XB-C	32 x 27-3/4	27	38"s, 42"r	X-Style steel base, polished or satin chrome.	432
DS-36-XB-C	36 x 27-3/4	30	42"s, 48"r	X-Style steel base, polished or satin chrome.	502
<b>Dura Options:</b>	For non-standard height less than 27-3/4"h, per vertical column.				49
	For non-standard height greater than 27-3/4"h up to 40-3/4"h, per column.				86
	Offset column (convert T-style base to C-style), per column.				27
	Folding mechanism for T-Style base.				194
	Folding mechanism for TT-Style base.				421
	Flip-Top mechanism with lever release for X or T-Style add (per column).				167
	Flip-Top mechanism with single handle release T-style add (per column).				227
	Locking casters for T-Style base at 27-3/4"h (per base).				43
	Locking casters for X-Style base at 27-3/4"h (per base).				86
	Power Box Wire Manager + Bottom side hole on column. (3" column only)				97
	Other finishes are available, consult factory for pricing.				

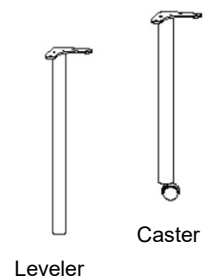


## BOOMERANG SERIES

(Dia. x Height)

BS-2-GL-B	2 x 27-3/4	9	Metal column leg, black with leveler.	113 
BS-2-CA-B	2 x 27-3/4	9	Metal column leg, black with caster.	140 

\* Other finishes are available, consult factory for pricing.



Leveler

Caster





phone: (510) 259-6217  
email: info@actionlaminates.com

## TABLE BASES

MODEL NUMBER	SIZE	WT.	Max. Top Size	DESCRIPTION	LIST EACH
<b>PROPEL SERIES</b>					
(Spread x Height)					
PS-16-TB-B	16 x 27-3/4	10	20"	T-Style steel & aluminum base, black.	253
PS-20-TB-B	20 x 27-3/4	11	26"	T-Style steel & aluminum base, black.	259
PS-26-TB-B	26 x 27-3/4	11	36"	T-Style steel & aluminum base, black.	276
PS-38-TB-B	38 x 27-3/4	13	48"	T-Style steel & aluminum base, black.	380
PS-34-TTB-B	34 x 27-3/4	20	48", 60"	TT-Style steel & aluminum base, black.	454
PS-40-TTB-B	40 x 27-3/4	21	60", 72"	TT-Style steel & aluminum base, black.	477
PS-16-CB-B	16 x 27-3/4	10	20"	C-Style steel & aluminum base, black.	253
PS-22-CB-B	22 x 27-3/4	11	26"	C-Style steel & aluminum base, black.	259
PS-26-CB-B	26 x 27-3/4	11	32"	C-Style steel & aluminum base, black.	276
PS-20-XB-B	20 x 27-3/4	21	24"	X-Style steel & aluminum base, black.	397
PS-26-XB-B	26 x 27-3/4	22	30", 36"r	X-Style steel & aluminum base, black.	431
PS-33-XB-B	38 x 27-3/4	23	36"s,42"r	X-Style steel & aluminum base, black.	460
PS-38-XB-B	38 x 27-3/4	23	42"s, 54"r	X-Style steel & aluminum base, black.	546
PS-38-4-XB-B	38 x 27-3/4	30	60"	4 column X-Style steel & aluminum base, black.	983
PS-46-4-XB-B	38 x 27-3/4	32	72"	4 column X-Style steel & aluminum base, black.	1012
<b>PROPEL OPTIONS:</b>	ADD for polished or satin chrome:				
				T-Base, C-Base	58
				TT Base	127
				X-Base	75
				4 Column X-Base	328
				* For non-standard height less than 27-3/4"h (per vertical column).	46
				* For non-standard height greater than 27-3/4"h up to 40-3/4"h, (per vertical column).	69
					0
				* Folding mechanism for T or C-Style base add (per column).	150
				* Folding mechanism for TT-Style base add (per TT column).	339
				* Flip-Top mechanism for X-Style add.	161
				* Flip-Top mechanism with single handle release T-style add (per column).	201
				* Locking casters for T-Style base at 27-3/4"h (per base).	43
				* Locking casters for X-Style base at 27-3/4"h (per base).	86
				* Other finishes are available, consult factory for pricing.	



<b>MEDIA SERIES</b>					
(Spread x Height)					
MS-51-P-B	51 x 27-3/4	64	48"x 60"	Propel Media base, black.	2455
MS-56-P-B	56 x 27-3/4	66	60"x 72"	Propel Media base, black.	2490
MS-51-A-B	51 x 27-3/4	66	48"x 60"	Aluma Cast Media base, black.	2340
MS-56-A-B	56 x 27-3/4	68	60"x 72"	Alumn Cast Media base, black.	2358
MS-51-P-SH-B	51 x 40-3/4	70	48"x 60"	Propel standing height Media base, black.	2553
MS-56-P-SH-B	56 x 40-3/4	72	60"x 72"	Propel standing height Media base, black.	2611
MS-51-A-SH-B	51 x 40-3/4	72	48"x 60"	Aluma Cast standing height Media base, black.	2639
MS-56-A-SH-B	56 x 40-3/4	74	60"x 72"	Aluma Cast standing height Media base, black.	2657
<b>Media Features:</b>	* Perforated steel panels included				
	* Panels are removeable for easy cord management				
	* Power/Data Module opening between leg columns 10-1/2" x 10-1/2"				
	* Other finishes are available, consult factory for pricing.				







phone: (510) 259-6217  
email: info@actionlaminates.com

## TABLE BASES

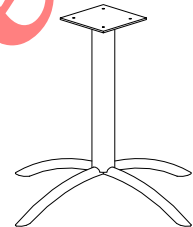
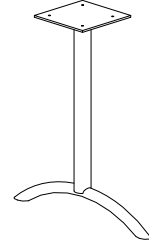
MODEL NUMBE	SIZE	WT.	Max. Top Size	DESCRIPTION	LIST EACH
-------------	------	-----	---------------	-------------	-----------

(Spread x Height)

### ARCH SERIES

AS-16-TB-B	16 x 27-3/4	8	24"	T-Style steel base, black.	205
AS-22-TB-B	22 x 27-3/4	9	30"	T-style steel base, black.	211
AS-26-TB-B	26 x 27-3/4	10	36"	T-Style steel base, black.	221
AS-36-TTB-B	36 x 27-3/4	20	48"	TT-Style steel base, black.	427
AS-26-XB-B	26 x 27-3/4	21	30", 36"	X-Style steel base, black.	432
AS-32-XB-B	32 x 27-3/4	25	42"	X-Style steel base, black.	464
AS-38-XB-B	38 x 27-3/4	26	48", 60"	X-Style steel base, black.	513
AS-26-XB-C	26 x 27-3/4	21	30", 36"	X-Style steel base, polished or satin chrome.	589
AS-32-XB-C	32 x 27-3/4	25	42"	X-Style steel base, polished or satin chrome.	632
AS-38-XB-C	38 x 27-3/4	26	48", 60"	X-Style steel base, polished or satin chrome.	686

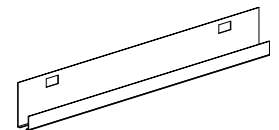
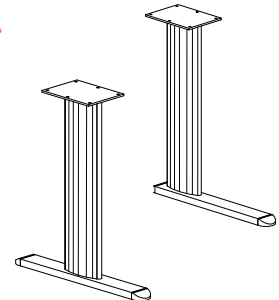
<b>Arch Options:</b>	* For non-standard height less than 27-3/4"h (per vertical column).	43
	* For non-standard height greater than 27-3/4"h up to 40-3/4"h, (per vertical column).	76
	* Folding mechanism for T-Style base add (per column).	146
	* Folding mechanism for TT-Style base add (per TT column).	319
	* Flip-Top mechanism for X or T-Style add (per column).	151
	* Flip-Top mechanism with single handle release T-style add (per column).	194
	* Locking casters for T-Style base at 27-3/4"h (per base).	43
	* Locking casters for X-Style base at 27-3/4"h (per base).	86
	* Other finishes are available, consult factory for pricing.	



(Spread x Height)

### PETRA SERIES

PS-17-TB	17 x 27-3/4	12	18", 22"	T-Style base, black.	259
PS-22-TB	22 x 27-3/4	13	24"	T-Style base, black.	259
PS-27-TB	27 x 27-3/4	14	30", 36"	T-Style base, black.	265
PS-38-TB	38 x 27-3/4	23	42", 48"	T-Style base, black.	385
PS-17-CB	17 x 27-3/4	12	18", 22"	C-Style base, black.	259
PS-22-CB	22 x 27-3/4	13	24"	C-Style base, black.	259
PS-27-CB	27 x 27-3/4	14	30"	C-Style base, black.	259
PMP-36	36 x 9h	7	48"W	Modesty panel with built-in wire trough.	242
PMP-48	48 x 9h	11	60"W	Modesty panel with built-in wire trough.	253
PMP-60	60 x 9h	14	72"W	Modesty panel with built-in wire trough.	311
PWR-17	17"			Use with modesty panel above. Vertical per leg.	40
PWR-25	25.40"			Use without modesty panel. Vertical per leg.	40
PWR-33	33.80"			Use without modesty panel. Vertical per leg.	40



<b>Petra Options:</b>	* For non-standard height less than 27-3/4"h (per vertical column).	58
	* For non-standard height greater than 27-3/4"h up to 40-3/4"h (per vertical column).	86
	* Locking or non-locking casters for T-Style & C-Style base at 27-3/4"h (per column).	40
	* Other finishes are available, consult factory for pricing.	



phone: (510) 259-6217  
email: info@actionlaminates.com

## TABLE BASE

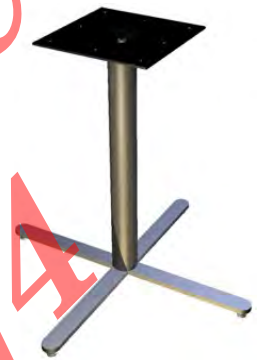
MODEL NUMBER    SIZE    WT.    Max. Top Size    Description    List Each

### DUNBAR SERIES

(Spread x Height)

DB-18-TB-B	18 x 27-3/4	12	24"	T-Style steel base, black.	356
DB-22-TB-B	22 x 27-3/4	13	30"	T-Style steel base, black.	367
DB-26-TB-B	26 x 27-3/4	13	36"	T-Style steel base, black.	373
DB-26-TTB-B	26 x 27-3/4	22	36"	TT-Style steel base, black.	583
DB-36-TTB-B	36 x 27-3/4	23	42"	TT-Style steel base, black.	589
DB-42-TTB-B	42 x 27-3/4	24	48", 60"	TT-Style steel base, black.	610
DB-18-TB-C	18 x 27-3/4	12	24"	T-Style steel base, polished or satin chrome.	432
DB-22-TB-C	22 x 27-3/4	13	30"	T-Style steel base, polished or satin chrome.	464
DB-26-TB-C	26 x 27-3/4	13	36"	T-Style steel base, polished or satin chrome.	481
DB-26-TTB-C	26 x 27-3/4	22	36"	TT-Style steel base, polished or satin chrome.	718
DB-36-TTB-C	36 x 27-3/4	23	42"	TT-Style steel base, polished or satin chrome.	745
DB-42-TTB-C	42 x 27-3/4	24	48", 60"	TT-Style steel base, polished or satin chrome.	783
DB-18-XB-B	18 x 27-3/4	16	24"	X-Style steel base, black.	567
DB-22-XB-B	22 x 27-3/4	17	30"	X-Style steel base, black.	594
DB-26-XB-B	26 x 27-3/4	21	36"	X-Style steel base, black.	605
DB-32-XB-B	32 x 27-3/4	27	42"	X-Style steel base, black.	664
DB-36-XB-B	36 x 27-3/4	30	48"	X-Style steel base, black.	697
DB-18-XB-C	18 x 27-3/4	16	24"	X-Style steel base, polished or satin chrome.	659
DB-22-XB-C	22 x 27-3/4	17	30"	X-Style steel base, polished or satin chrome.	691
DB-26-XB-C	26 x 27-3/4	21	36"	X-Style steel base, polished or satin chrome.	702
DB-32-XB-C	32 x 27-3/4	27	42"	X-Style steel base, polished or satin chrome.	772
DB-36-XB-C	36 x 27-3/4	30	48"	X-Style steel base, polished or satin chrome.	805

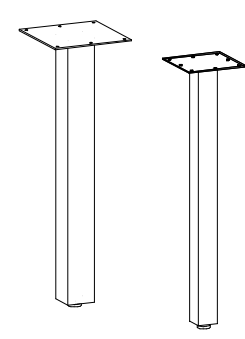
<b>Dunbar Options:</b>	* For non-standard height less than 27-3/4"h (per vertical column).	49
	* For non-standard height greater than 27-3/4"h up to 40-3/4"h (per vertical column).	81
	* Flip-Top mechanism for X or T-Style add (per column).	162
	* Locking casters for T-Style base at 27-3/4"h (per base).	43
	* Locking casters for X-Style base at 27-3/4"h (per base).	86
	* Other finishes are available, consult factory for pricing.	



### SQUARE SERIES

(Size x Height)

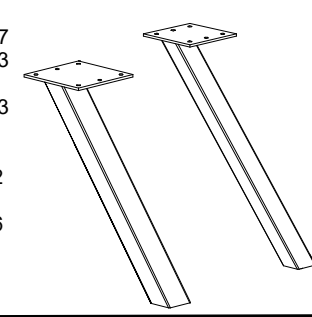
SQ-2.0-B	2 x 27-3/4	8	42", 48"	Steel square post leg, black.	157
SQ-2.75-B	2-3/4 x 27-3/4	10	42", 48"	Steel square post leg, black.	173
<b>Square Options:</b>	* Wire management hole, 1-1/4" cutout	22			
	* Custom height less than 27-3/4"h	49			
	* Custom height greater than 27-3/4"h on 2-3/4" sq. leg	108			
	* Custom height greater than 27-3/4"h on 2" sq. leg	86			
	* Magnetic wire manager cover, steel, powder coat finish	76			
	* Other powder coat finishes available. Consult factory.				



### ANGLED SERIES

(Size x Height)

AN-2.0-22-B	2 x 27-3/4	8	36"	22° angled steel square post leg, black.	167
AN-2.75-22-B	2-3/4 x 27-3/4	10	40"	22° angled steel square post leg, black.	173
AN-2.75-30-B	2-3/4 x 27-3/4	10	42", 48"	30° angled steel square post leg, black.	173
<b>Angled Options:</b>	* Wire management hole, 1-1/4" cutout	22			
	(Available on 2.75" powder coat leg only.)				
	* Magnetic wire manager cover, steel, powder coat finish	76			
	* Other powder coat finishes available. Consult factory.				





phone: (510) 259-6217  
email: info@actionlaminates.com

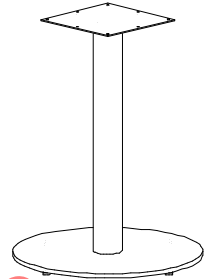
## TABLE BASES

MODEL NUMBER    SIZE    WT.    MAX. TOP SIZE    DESCRIPTION    LIST EACH

### SATURN SERIES

(Diameter x Height)					
SS-20-B	20 X 27-3/4	31	36"r, 30"s	Disc Style metal base, black with leveler.	518
SS-24-B	24 x 27-3/4	45	42"r, 36"s	Disc Style metal base, black with leveler.	551
SS-32-B	32 x 27-3/4	50	48"r, 41"s	Disc Style metal base, black with leveler.	675
SS-20-BH-B	20 x 40-3/4	32	36"	Disc Style metal base, black with leveler.	599
SS-24-BH-B	24 x 40-3/4	50	42"	Disc Style metal base, black with leveler.	632

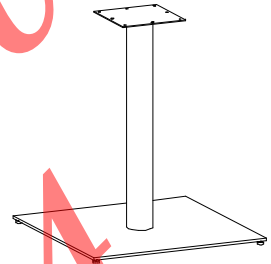
- \* Standard with 3" dia. column on 20", 4" dia. column on 24" and 32".
- \* For lever-release flip-top mechanism. 216
- \* For non-standard height less than 27-3/4"h. 49
- \* For non-standard height greater than 27-3/4"h up to 40-3/4"h. 81
- \* For Power Box Wire Manager + Bottom side hole on column. (3" column only) 97
- \* Available with no levelers. Please consult factory
- \* Other finishes are available, consult factory for pricing.



### VERSA SERIES

(Spread x Height)					
VS-16-B	16 x 27-3/4	45	36"r, 30"s	Square disc base, round column, Black.	518
VS-20-B	20 x 27-3/4	59	42"r, 36"s	Square disc base, round column, Black.	551
VS-26-B	26 x 27-3/4	71	48"r, 41"s	Square disc base, round column, Black.	675

- \* Standard with 3" dia. Column.
- \* For lever release flip-top mechanism. 216
- \* For non-standard height less than 27-3/4"h. 49
- \* For non-standard height greater than 27-3/4"h up to 40-3/4"h. 81
- \* For Power Box Wire Manager + Bottom side hole on column. (3" column only) 97
- \* Other finishes are available, consult factory for pricing.



### SQUIRCLER SERIES

(Spread x Height)					
SQS-16-B	16 x 27-3/4	45	36"r, 30"s	Squircler disc base, round column, Black.	518
SQS-20-B	20 x 27-3/4	59	42"r, 36"s	Squircler disc base, round column, Black.	551
SQS-26-B	26 x 27-3/4	71	48"r, 41"s	Squircler disc base, round column, Black.	675

- \* Standard with 3" dia. Column.
- \* For lever release flip-top mechanism. 216
- \* For non-standard height less than 27-3/4"h. 49
- \* For non-standard height greater than 27-3/4"h up to 40-3/4"h. 81
- \* For Power Box Wire Manager + Bottom side hole on column. (3" column only) 97
- \* Other finishes are available, consult factory for pricing.



### V-END CURVED PANEL BASE

(Spread x Height)					
VSPB-20-S	20 x 27-3/4	36	36"	V-Shaped aluminum base, silver powder coat, includes standard laminate outer panels.	902
VSPB-26-S	26 x 27-3/4	42	42" - 60"	V-Shaped aluminum base, silver powder coat, includes standard laminate outer panels.	934

- \* **ADD** for polished aluminum finish (per base) 157
- \* Standard with levelers.
- \* Please consult factory for standard laminate panel finishes.
- \* Other base finishes are available, consult factory for pricing.



## TABLE BASES




---

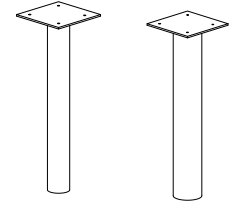
MODEL NUMBER	SIZE	WT.	DESCRIPTION	LIST EACH
--------------	------	-----	-------------	-----------

---

(Dia. x Height)

### FOCAL SERIES

FS-2-CL-B/S	2" x 27-3/4"	10	Metal column leg, black or silver.	103
FS-3-CL-B/S	3" x 27-3/4"	10	Metal column leg, black or silver.	140 
FS-4-CL-B/S	4" x 27-3/4"	11	Metal column leg, black or silver.	194 
FS-6-CL-B/S	6" x 27-3/4"	18	Metal column leg, black or silver.	270 
FS-2-CL-C	2" x 27-3/4"	10	Metal column leg, polished or satin chrome.	162
FS-3-CL-C	3" x 27-3/4"	10	Metal column leg, polished or satin chrome.	211
FS-4-CL-C	4" x 27-3/4"	11	Metal column leg, polished or satin chrome.	270
FS-6-CL-C	6" x 27-3/4"	18	Metal column leg, polished or satin chrome.	340
<b>Focal Options:</b>	* Dual wheel caster, black plastic, with brake (per column). (2" Only)			27
	* For non-standard height less than 27-3/4"h.			49
	* For non-standard height greater than 27-3/4"h up to 40-3/4"h, 2" diameter.			70
	* For non-standard height greater than 27-3/4"h up to 40-3/4"h, 3" diameter.			81
	* For non-standard height greater than 27-3/4"h up to 40-3/4"h, 4" diameter.			108
	* For non-standard height greater than 27-3/4"h up to 40-3/4"h, 6" diameter.			173
	* Other finishes are available, consult factory for pricing.			



Leveler

Leveler

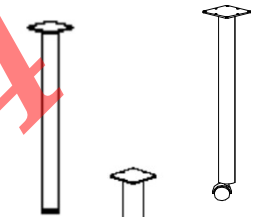


Leveler

### RONDELLA SERIES

(Dia. x Height)

RS-2.5-GL-B	2-1/2 x 27-3/4	4	Metal column leg, black wrinkle, with leveler.	92
RS-2.5-CA-B	2-1/2 x 27-3/4	4	Metal column leg, black wrinkle, with dual wheel caster.	119
RS-2.5-WH-B	2-1/2 x 27-3/4	5	Metal column leg, black wrinkle, with locking wheel.	140
RS-2.5-GL-C	2-1/2 x 27-3/4	4	Metal column leg, polished or satin chrome, with leveler.	108
RS-2.5-CA-C	2-1/2 x 27-3/4	4	Metal column leg, satin nickel, with dual wheel caster.	135
RS-2.5-WH-C	2-1/2 x 27-3/4	5	Metal column leg, satin nickel, with locking wheel.	162
	* For non-standard height less than 27-3/4"h.			43
	* Other finishes are available, consult factory for pricing.			



Leveler

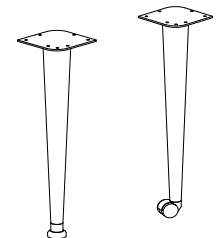
Caster

Wheel

### TORNADO SERIES

(Dia. x Height)

TS-3-GL-B	3 x 27-3/4	9	Metal column leg, black with leveler.	200
TS-3-CA-B	3 x 27-3/4	9	Metal column leg, black with caster.	200
TS-3-GL-C	3 x 27-3/4	9	Metal column leg, polished or satin chrome with leveler.	254
TS-3-CA-C	3 x 27-3/4	9	Metal column leg, polished or satin chrome with caster.	254



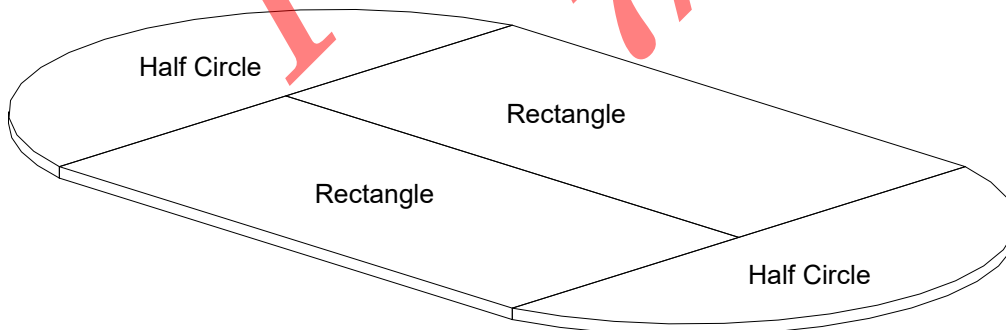
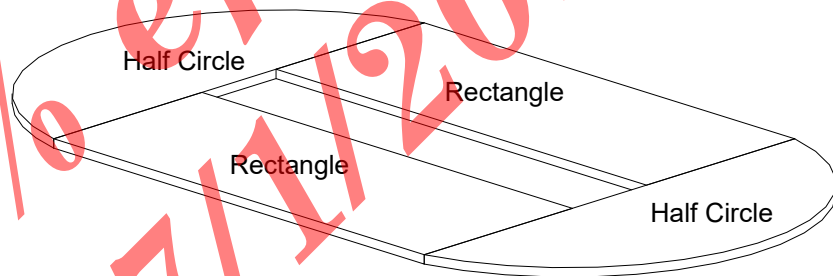
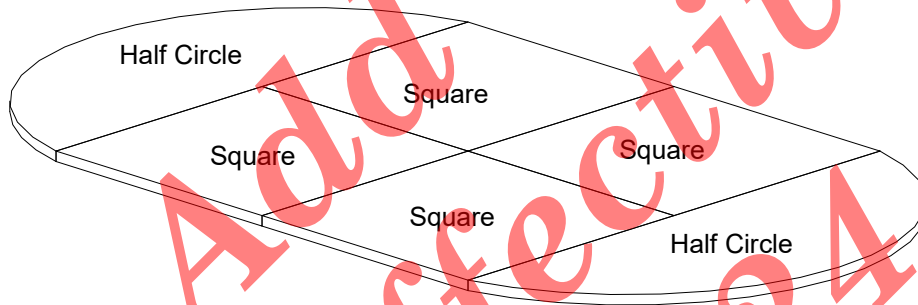
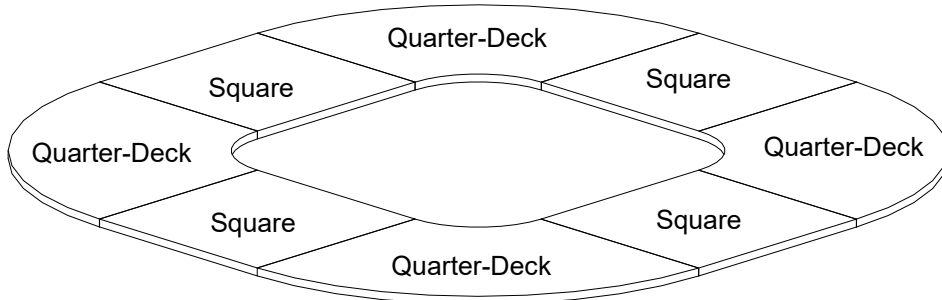
\* Other finishes are available, consult factory for pricing.  
 \* Note: tapered column is 3" dia. at top, 1-1/4" at bottom.

### CYCLONE SERIES

CS-2.25-GL-B		4	Metal Column Leg, black.	92
CS-2.25-GL-C		4	Metal Column Leg, polished chrome or satin nickel.	130

Note: tapered column is 2-1/2" dia. at top, 1" at bottom



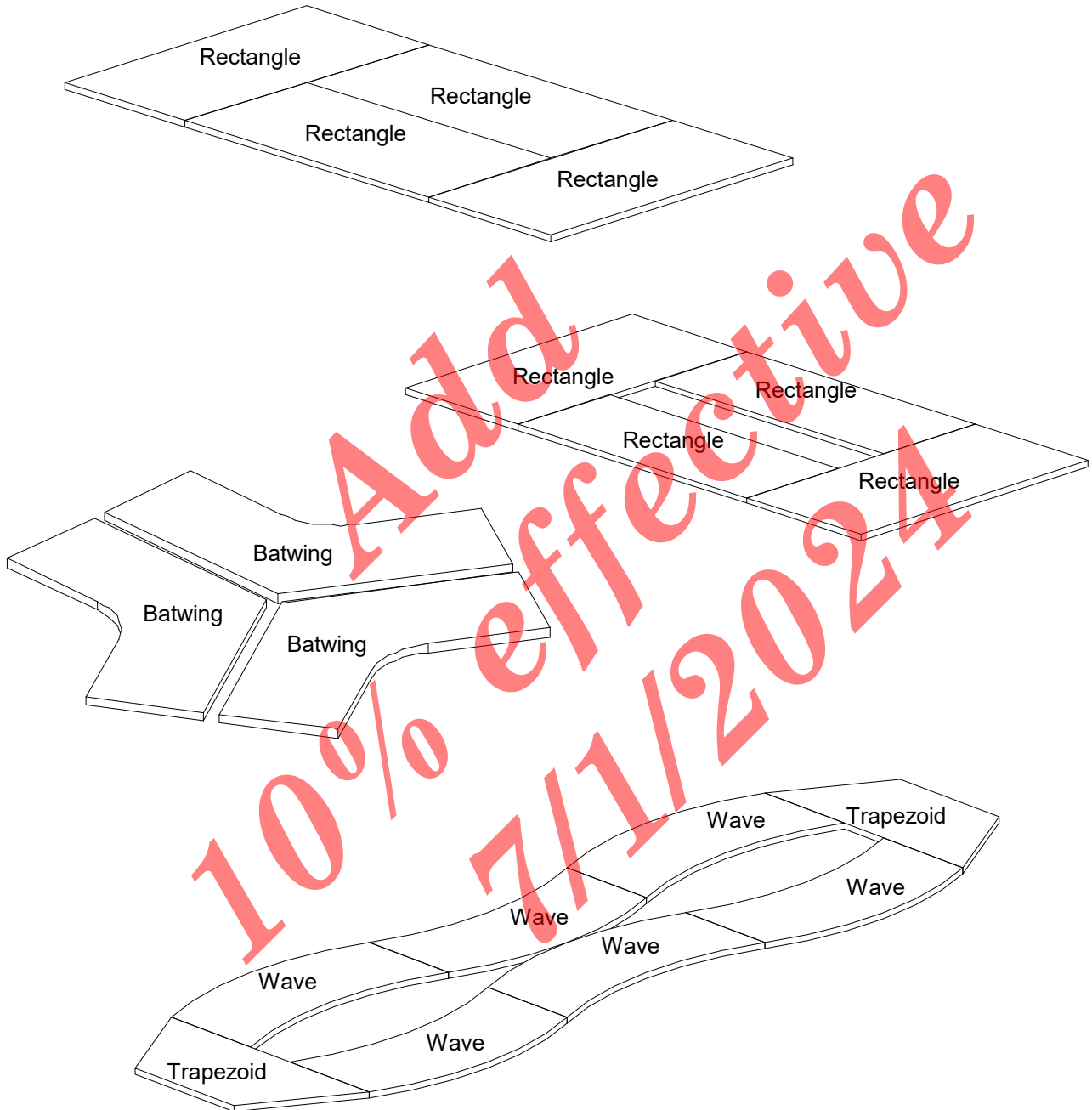


**Shapes For Special Applications**

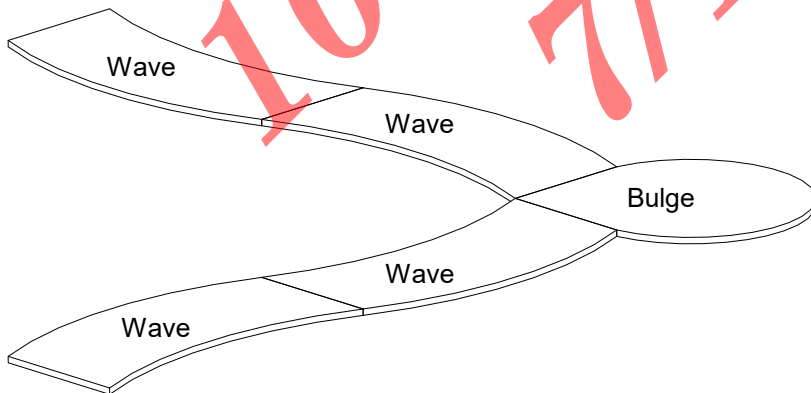
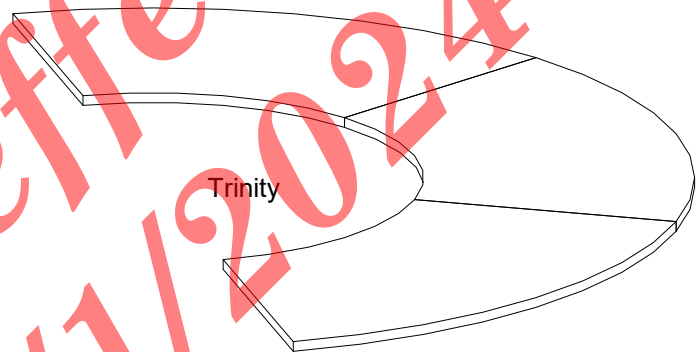
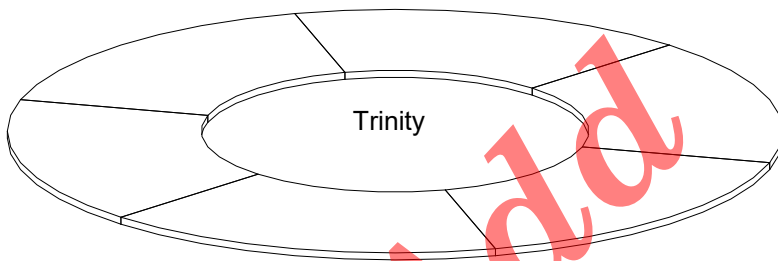
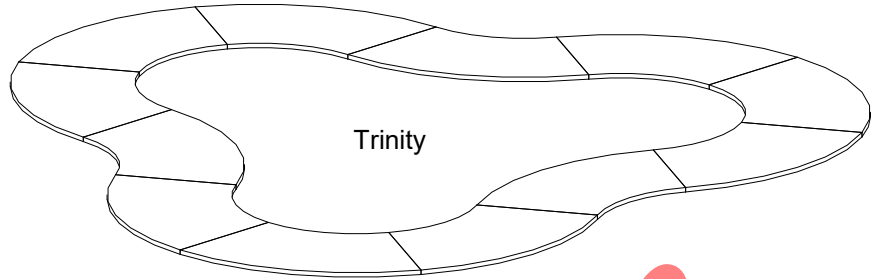


phone: (510) 259-6217  
email: info@actionlaminates.com

## MULTI-USE TOP CONFIGURATIONS



## Shapes For Special Applications

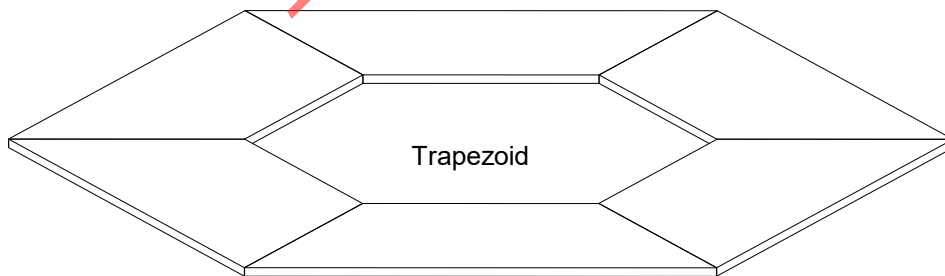
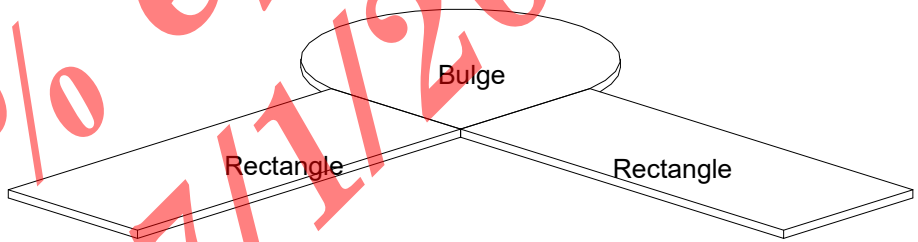
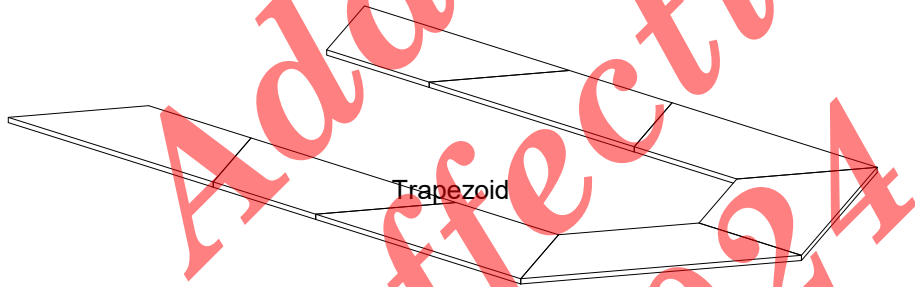
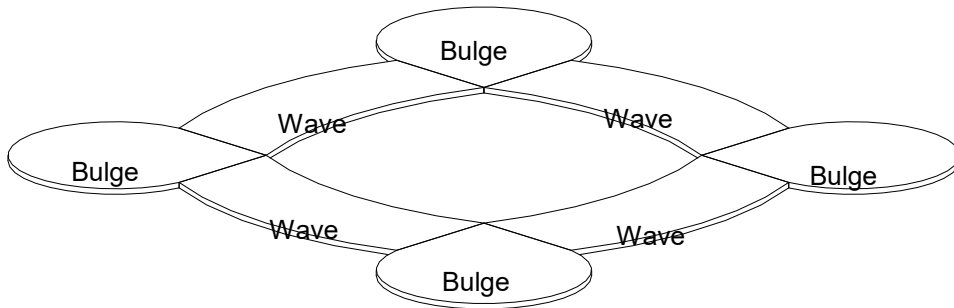


## Shapes For Special Applications



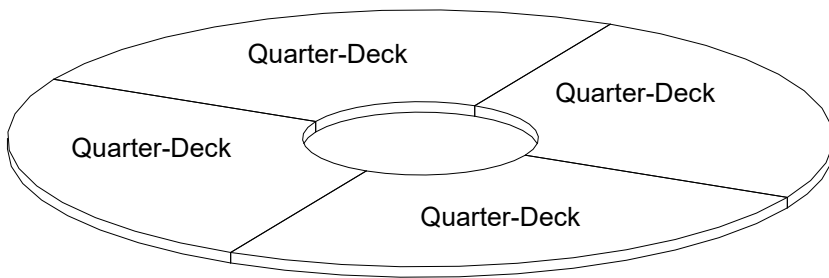
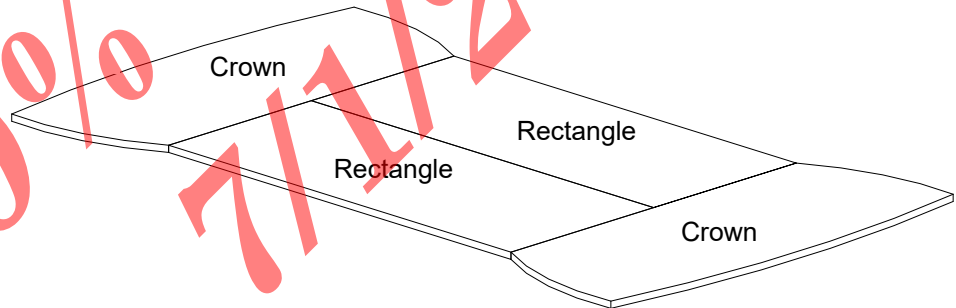
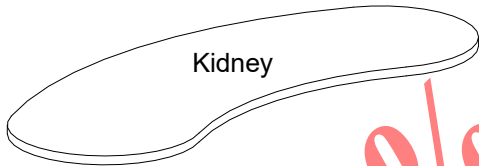
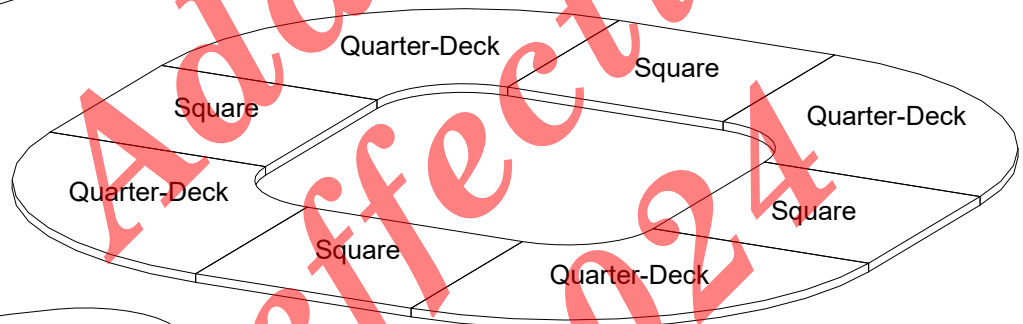
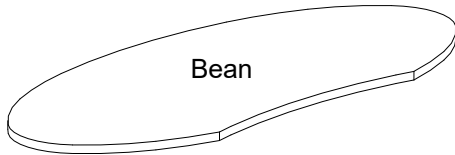
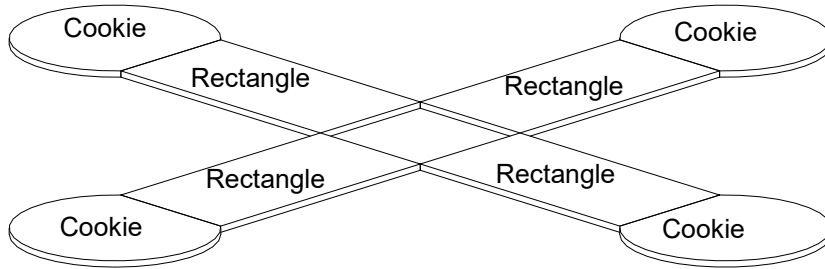
## MULTI-USE TOP CONFIGURATIONS

---



---

## Shapes For Special Applications



## Shapes For Special Applications

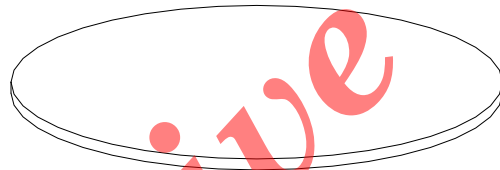


phone: (510) 259-6217  
email: info@actionlaminates.com

## MULTI-USE TABLE TOPS

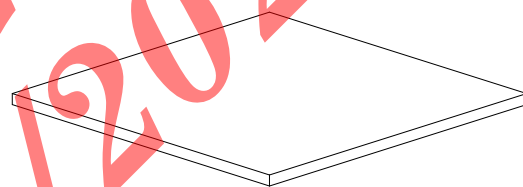
MODEL NUMBER	SIZE	WT.	GROUP A	GROUP B	GROUP C	GROUP D	GROUP E	GROUP F
	<b>Dia x Ht.</b>							
29-24- <input type="checkbox"/>	24 x 1.25	16	160	177	251	416	495	665
29-30- <input type="checkbox"/>	30 x 1.25	22	188	222	302	490	542	849
29-36- <input type="checkbox"/>	36 x 1.25	35	228	274	348	661	787	1027
29-42- <input type="checkbox"/>	42 x 1.25	48	382	439	490	952	1129	1454
29-48- <input type="checkbox"/>	48 x 1.25	63	382	439	490	952	1129	1454
29-60- <input type="checkbox"/>	60 x 1.25	98	576	667	730	1299	1511	1921
29-72- <input type="checkbox"/>	*72 x 1.25	141	998	1140	1311	1903	2149	2645

### ROUND



	D x W							
30-24- <input type="checkbox"/>		20	137	148	200	331	422	524
30-30- <input type="checkbox"/>	30 x 30	31	165	194	251	422	547	684
30-36- <input type="checkbox"/>	36 x 36	45	205	234	296	519	678	832
30-42- <input type="checkbox"/>	42 x 42	61	359	405	456	781	992	1197
30-48- <input type="checkbox"/>	48 x 48	80	359	405	456	781	992	1197
30-60- <input type="checkbox"/>	60 x 60	125	553	627	695	1077	1340	1596
30-72- <input type="checkbox"/>	*72 x 72	180	935	1077	1186	1676	1984	2303

### SQUARE



**NOTES:** \* Tops 72" are standard with a seam in the laminate.

**OPTIONS:** For 6" radius corners group E & F add \$630 list.  
For 6" radius corner group A - D add \$150 list.

<b>GROUP A</b>	1	2	<b>GROUP D</b>	13	3.3
	3	4		14	15
	5	6		16	17
<b>GROUP B</b>		7	<b>GROUP E</b>		
	9	10		18	19
<b>GROUP C</b>	11	12	<b>GROUP F</b>	20	21

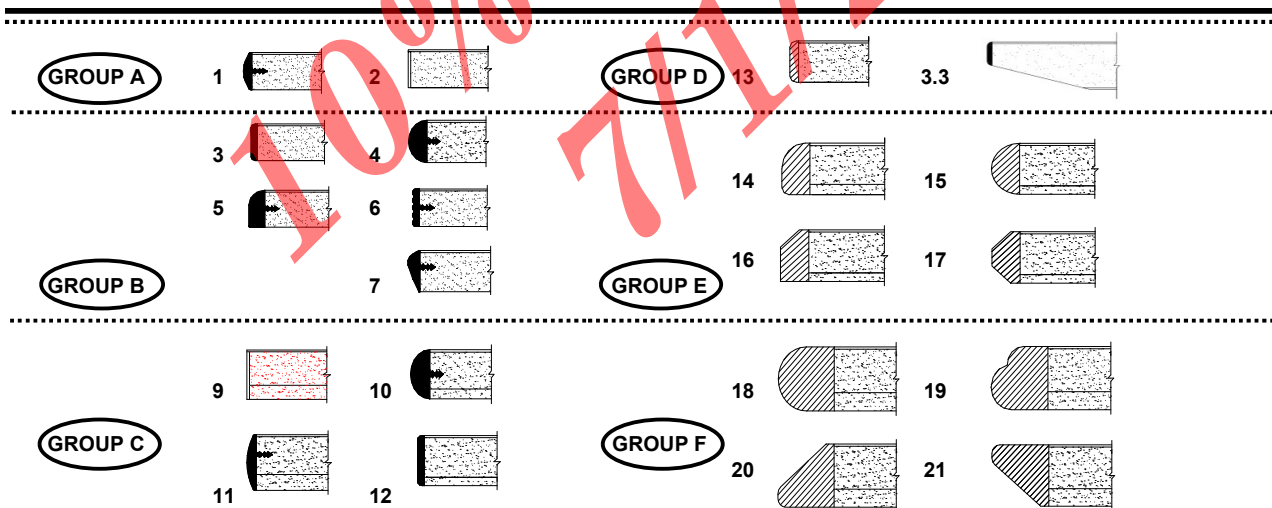



phone: (510) 259-6217  
email: info@actionlaminates.com

## MULTI-USE TABLE TOPS

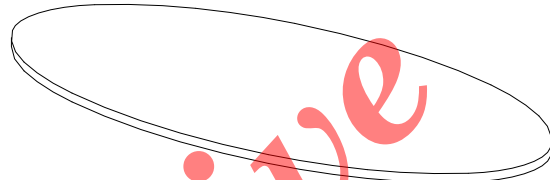
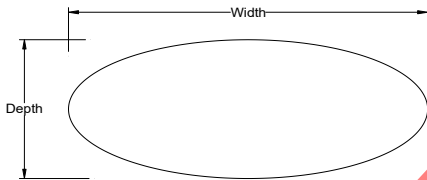
MODEL NUMBER	SIZE	WT.	GROUP A	GROUP B	GROUP C	GROUP D	GROUP E	GROUP F
1-2030-	20 x 30	15	143	154	205	359	462	559
1-2036-	20 x 36	23	154	165	211	388	507	616
1-2042-	20 x 42	27	165	182	234	445	593	735
1-2048-	20 x 48	30	165	182	234	445	593	735
1-2060-	20 x 60	38	200	228	296	530	690	866
1-2072-	20 x 72	45	239	268	353	610	804	992
1-2084-	20 x 84	52	314	359	473	781	1020	1265
1-2096-	20 x 96	60	314	359	473	781	1020	1265
1-2436-	24 x 36	27	154	165	211	405	530	650
1-2442-	24 x 42	32	165	182	234	467	616	770
1-2448-	24 x 48	36	165	182	234	467	616	770
1-2460-	24 x 60	45	200	228	296	542	724	895
1-2472-	24 x 72	54	239	268	353	621	827	1026
1-2484-	24 x 84	63	314	359	473	792	1043	1294
1-2496-	24 x 96	72	314	359	473	792	1043	1294
1-3036-	30 x 36	34	177	205	268	456	599	730
1-3042-	30 x 42	39	194	222	296	513	673	838
1-3048-	30 x 48	45	194	222	296	513	673	838
1-3060-	30 x 60	56	245	285	371	616	804	992
1-3072-	30 x 72	68	296	336	445	701	923	1134
1-3084-	30 x 84	79	393	450	587	889	1151	1419
1-3096-	30 x 96	90	393	450	587	889	1151	1419
1-3648-	36 x 48	54	262	308	336	616	792	969
1-3660-	36 x 60	68	319	371	405	724	929	1123
1-3672-	36 x 72	81	388	439	485	832	1066	1283
1-3684-	36 x 84	95	519	599	661	1072	1351	1613
1-3696-	36 x 96	108	524	599	661	1072	1351	1613

### RECTANGULAR




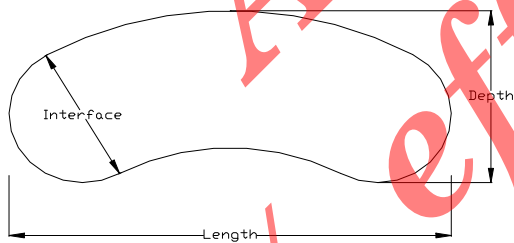
## MULTI-USE TABLE TOPS

MODEL NUMBER	SIZE	WT.	GROUP A	GROUP B	GROUP C	GROUP D	GROUP E	GROUP F
	<b>D x W</b>							
49-3060-□	30 x 60	44	485	519	616	889	1094	1305
49-3072-□	30 x 72	53	530	581	695	980	1226	1454
49-3672-□	36 x 72	63	678	787	861	1300	1516	1853
49-3684-□	36 x 84	74	827	952	1043	1568	1824	2217
49-4272-□	42 x 72	105	827	952	1043	1539	1773	2177
49-4284-□	42 x 84	122	1003	1146	1271	1830	2115	2576
49-4896-□	48 x 96	160	1003	1146	1271	1830	2115	2576

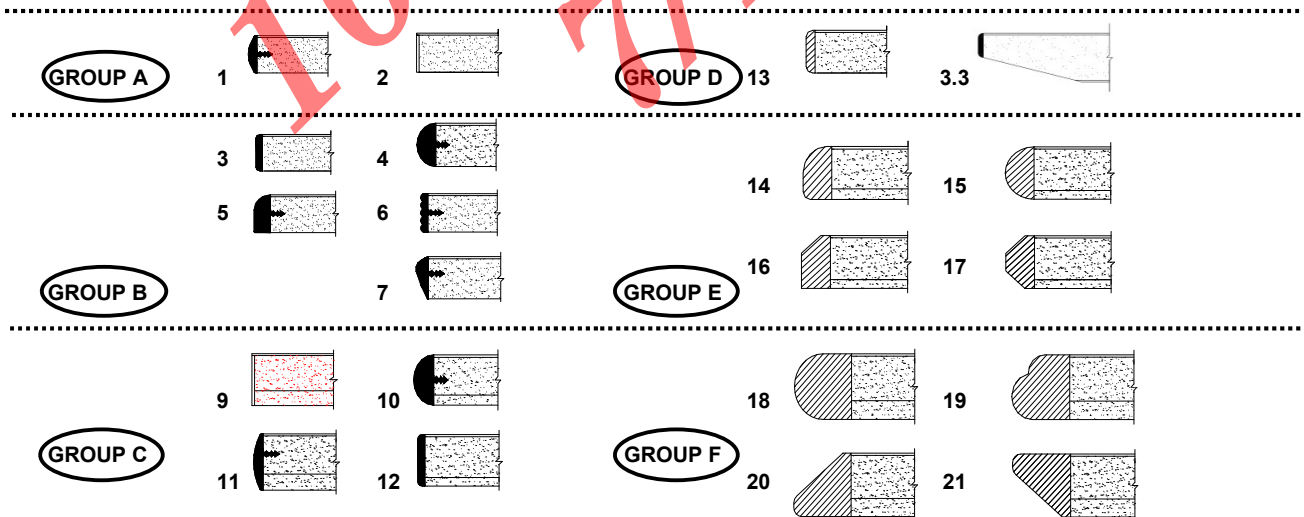


### OVAL

	D x L x Interface							
51-3060-□	30 x 60 x 24	44	485	519	616	889	1094	1305
51-3072-□	30 x 72 x 24	53	530	581	695	980	1226	1454
51-3684-□	36 x 84 x 30	74	827	952	1043	1568	1824	2217
51-4896-□	48 x 96 x 24	144	1003	1146	1271	1830	2115	2576



### KIDNEY

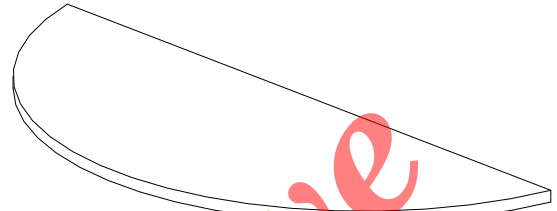
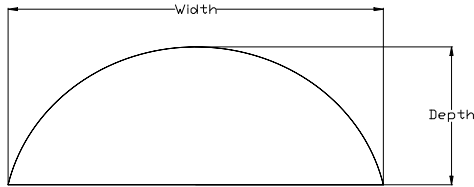




phone: (510) 259-6217  
email: info@actionlaminates.com

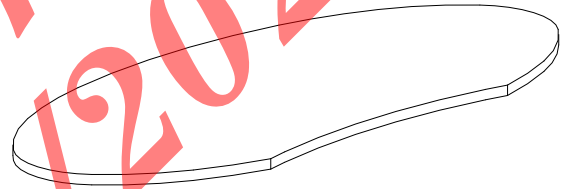
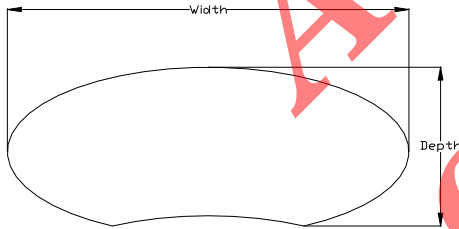
## MULTI-USE TABLE TOPS

MODEL NUMBER	SIZE (D x W)	WT.	GROUP A	GROUP B	GROUP C	GROUP D	GROUP E	GROUP F
22-2448-□	24 x 48	30	308	331	388	621	770	923
22-2460-□	24 x 60	35	348	382	445	701	878	1049
22-3060-□	30 x 60	45	433	473	559	809	992	1186
22-3072-□	30 x 72	55	485	530	633	889	1112	1322
22-3672-□	36 x 72	60	616	713	781	1180	1379	1687



### HALF CIRCLE

MODEL NUMBER	SIZE (D x W)	WT.	GROUP A	GROUP B	GROUP C	GROUP D	GROUP E	GROUP F
50-3460-□	34 x 60	50	604	707	770	1180	1362	1670
50-3466-□	34 x 66	55	678	787	861	1300	1516	1853
50-3472-□	34 x 72	60	678	787	861	1300	1516	1853
50-4072-□	40 x 72	70	821	952	1043	1539	1773	2177
50-4084-□	40 x 84	85	1003	1146	1271	1830	2115	2576



### BEAN SHAPE

10% effective 7/11/2024

The diagram shows 21 cross-sections of table top profiles, organized into six groups:

- GROUP A:** Profiles 1, 2, 3, 4, 5, 6, 7
- GROUP B:** Profile 7
- GROUP C:** Profiles 9, 10, 11, 12
- GROUP D:** Profiles 13, 14, 15, 16, 17
- GROUP E:** Profiles 14, 15, 16, 17
- GROUP F:** Profiles 18, 19, 20, 21

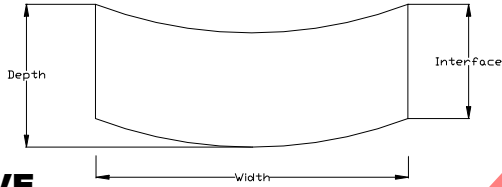





phone: (510) 259-6217  
email: info@actionlaminates.com

## MULTI-USE TABLE TOPS

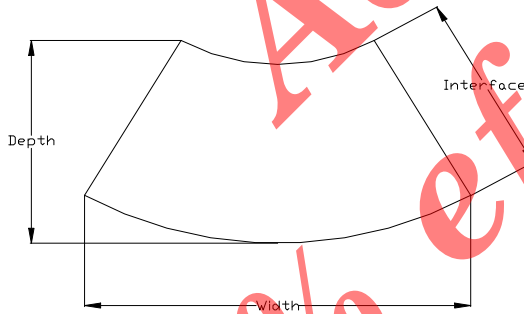
MODEL NUMBER	SIZE	WT.	GROUP A	GROUP B	GROUP C	GROUP D	GROUP E	GROUP F
(D x Interface x W)								
31-2448-□	30 x 24 x 48	35	388	416	485	707	866	1032
31-2460-□	30 x 24 x 60	44	433	473	559	809	992	1186
31-3060-□	36 x 30 x 60	53	547	638	701	1072	1237	1516
31-2472-□	30 x 24 x 72	53	485	530	633	889	1112	1322
31-3072-□	36 x 30 x 72	63	616	713	781	1180	1379	1687
31-2496-□	30 x 24 x 96	70	581	638	781	1083	1345	1613
31-3096-□	36 x 30 x 96	84	747	866	946	1419	1664	2018



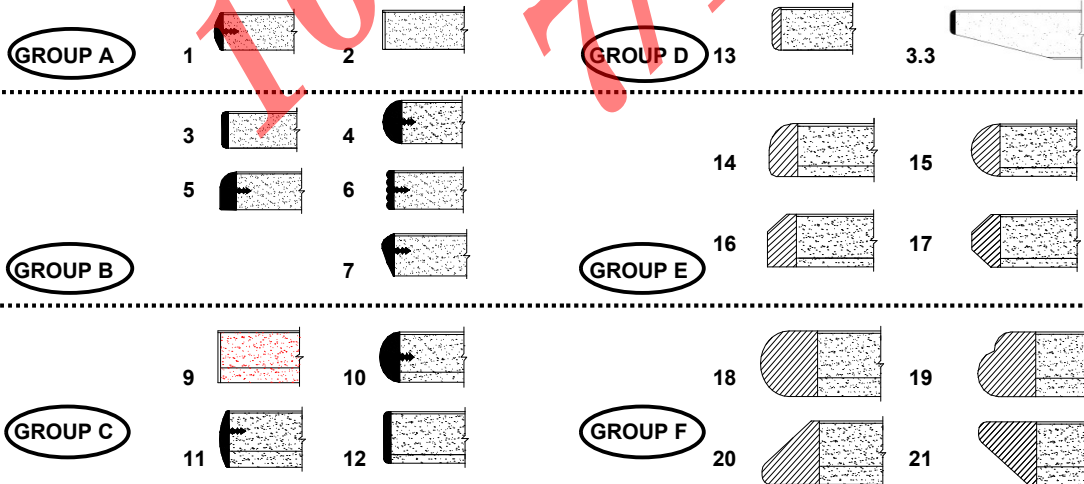
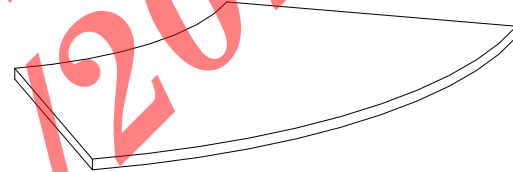
### WAVE



MODEL NUMBER	SIZE	WT.	GROUP A	GROUP B	GROUP C	GROUP D	GROUP E	GROUP F
(D x Interface x W)								
32-2448-□	27.0 x 24 x 48	32	388	416	485	707	866	1032
32-3048-□	32.4 x 30 x 48	38	496	536	564	844	1026	1197
32-2460-□	28.8 x 24 x 60	42	433	473	559	809	992	1186
32-3060-□	34.0 x 30 x 60	50	547	638	701	1072	1237	1516
32-2472-□	30.4 x 24 x 72	53	485	530	633	889	1112	1322
32-3072-□	35.6 x 30 x 72	63	616	713	781	1180	1379	1687



### TRINITY

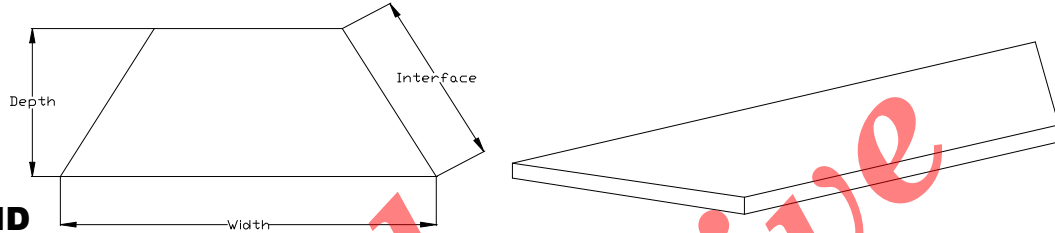




phone: (510) 259-6217  
email: info@actionlaminates.com


## MULTI-USE TABLE TOPS

MODEL NUMBER	SIZE	WT.	GROUP A	GROUP B	GROUP C	GROUP D	GROUP E	GROUP F
	(D x Interface x W)							
33-2448-□	20.7 x 24 x 48	32	257	279	331	564	713	866
33-3048-□	25.9 x 30 x 48	38	291	319	388	610	770	935
33-2460-□	20.7 x 24 x 60	42	291	319	388	638	821	992
33-3060-□	25.9 x 30 x 60	50	336	382	467	713	895	1089
33-2472-□	20.7 x 24 x 72	53	331	371	445	718	923	1123
33-3072-□	25.9 x 30 x 72	63	388	433	536	792	1020	1231

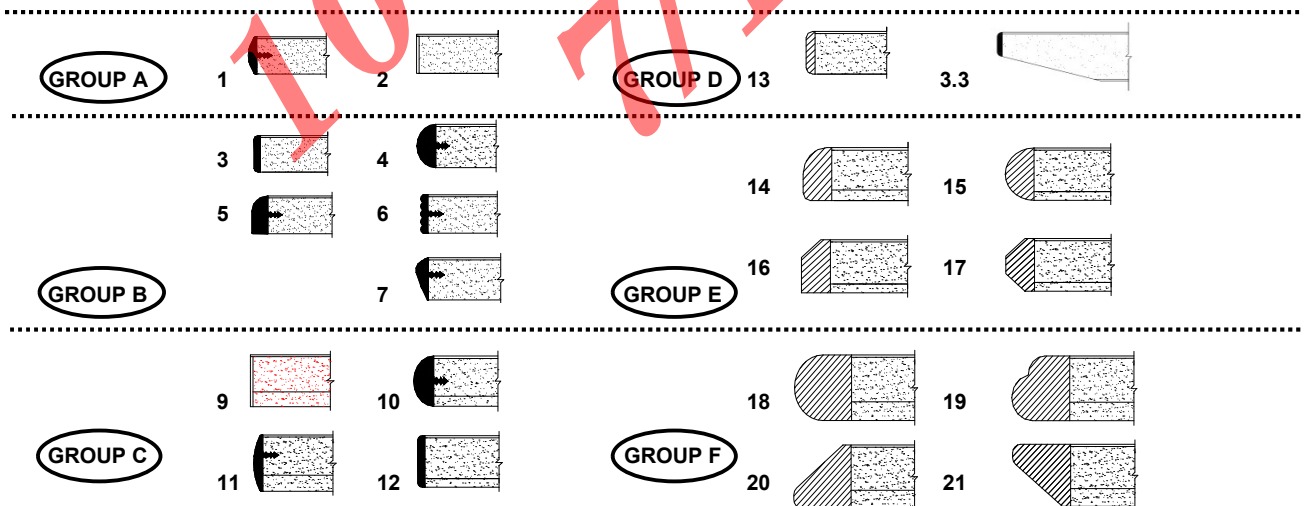


### TRAPEZOID

	(Dia. x Interface x L)							
34-4224-□	42 x 24 x 50.34	47	473	530	581	1049	1220	1545
34-4830-□	48 x 30 x 56.44	63	473	530	581	1049	1220	1545



### BULGE

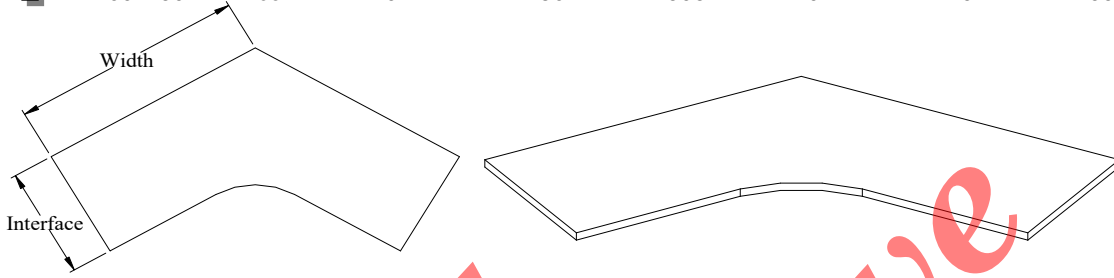




phone: (510) 259-6217  
email: info@actionlaminates.com

## MULTI-USE TABLE TOPS

MODEL NUMBER	SIZE	WT.	GROUP A	GROUP B	GROUP C	GROUP D	GROUP E	GROUP F
	(Width x Interface)							
38-4824-□	48 x 24	53	690	764	838	1300	1607	1927
38-4830-□	48 x 30	70	861	941	1037	1607	1989	2383
38-6024-□	60 x 24	74	1077	1186	1305	2024	2497	2998
38-6030-□	60 x 30	98	1077	1186	1305	2024	2497	2998

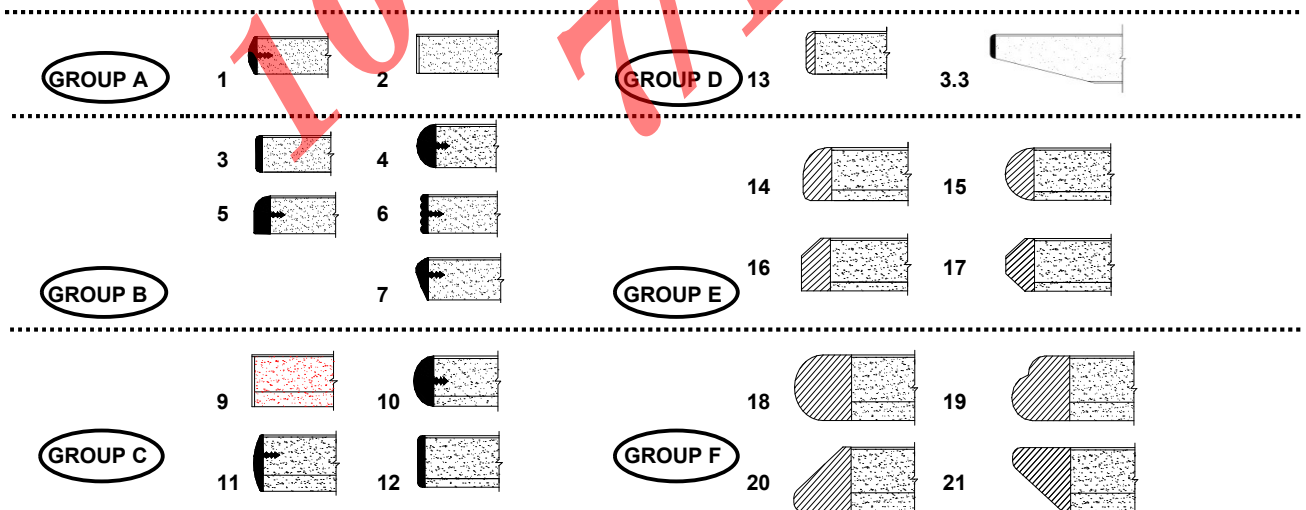


### BATWING

	(Dia. x Interface x L)							
36-3024-□	30 x 24 x 24.0	21	274	302	325	587	633	946
36-3624-□	36 x 24 x 31.4	30	319	359	388	758	884	1123
36-3030-□	36 x 30 x 27.9	30	319	359	388	758	884	1123
36-4224-□	42 x 24 x 38.2	39	473	530	581	1049	1220	1545
36-4230-□	42 x 30 x 35.7	39	473	530	581	1049	1220	1545



### COOKIE


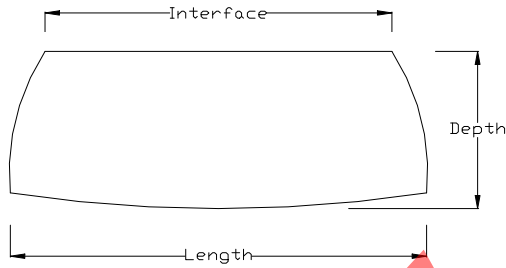




phone: (510) 259-6217  
email: info@actionlaminates.com

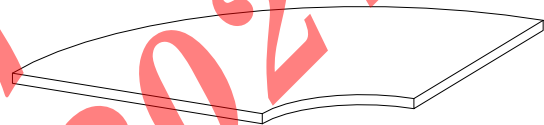
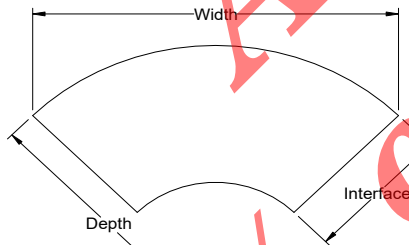
## MULTI-USE TABLE TOPS

MODEL NUMBER	SIZE	WT.	GROUP A	GROUP B	GROUP C	GROUP D	GROUP E	GROUP F
	(D x L x Interface)							
43-3060-□	24 x 60 x 48	42	388	416	490	770	969	1151
43-3072-□	30 x 72 x 60	53	530	581	695	980	1226	1454
43-3684-□	36 x 84 x 72	74	827	952	1043	1568	1824	2217



### CROWN








	(D x W x Interface)							
44-3624-□	36 x 51 x 24	30	319	359	388	758	884	1123
44-3630-□	36 x 51 x 30	32	319	359	388	758	884	1123
44-4224-□	42 x 60 x 24	38	473	530	581	1049	1220	1545
44-4230-□	42 x 60 x 30	41	473	530	581	1049	1220	1545
44-4236-□	42 x 60 x 36	43	473	530	581	1049	1220	1545
44-4824-□	48 x 68 x 24	52	473	530	581	1049	1220	1545
44-4830-□	48 x 68 x 30	54	473	530	581	1049	1220	1545
44-4836-□	48 x 68 x 36	56	473	530	581	1049	1220	1545

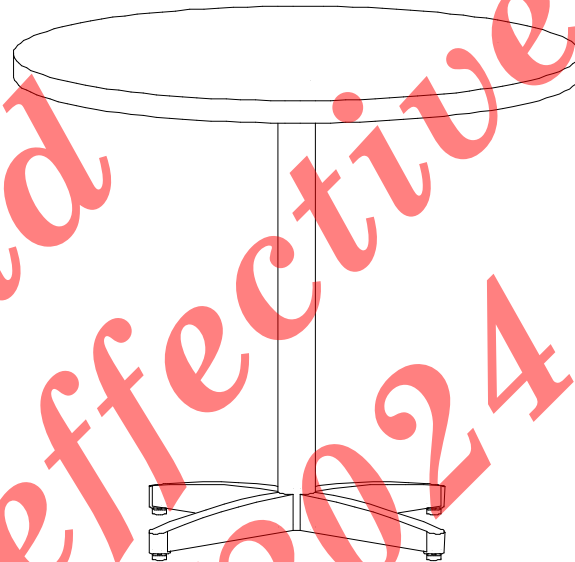


### QUARTER-DECK

<b>GROUP A</b>	1		2		<b>GROUP D</b>	13		3.3	
	3		4			14		15	
	5		6			16		17	
<b>GROUP B</b>			7		<b>GROUP E</b>				
	9		10			18		19	
<b>GROUP C</b>	11		12		<b>GROUP F</b>	20		21	

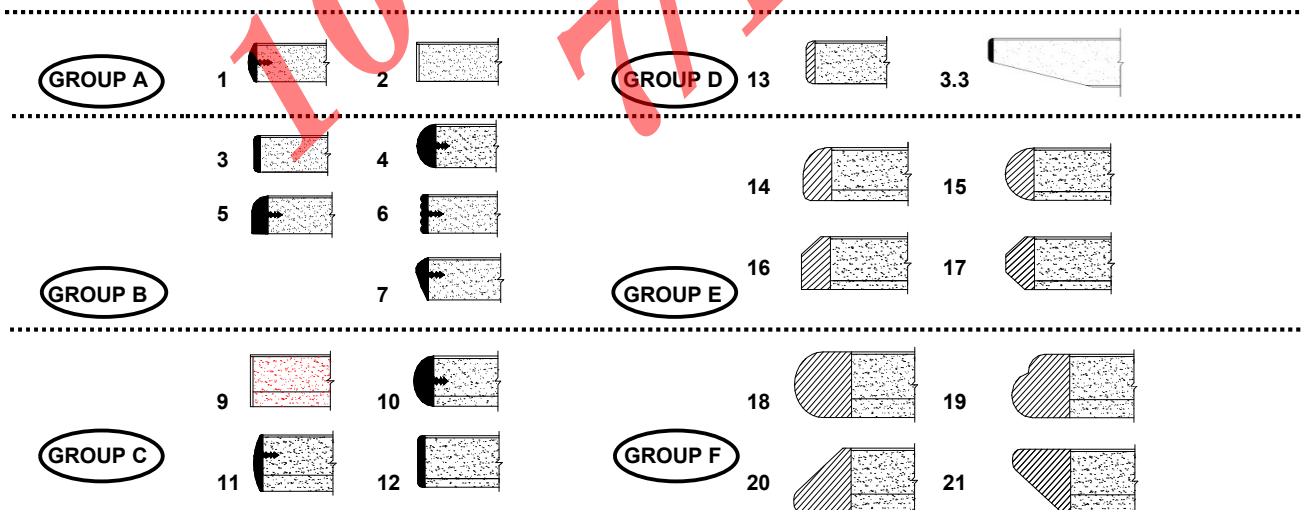
**MULTI-USE TABLES**

MODEL NUMBER	SIZE	WT.	GROUP A	GROUP B	GROUP C	GROUP D	GROUP E	GROUP F
	<b>Dia x Ht.</b>							
186-24-20- 	24 x 29	37	519	536	610	775	855	1024
186-30-26- 	30 x 29	44	570	604	684	872	923	1231
186-36-26- 	36 x 29	57	610	656	730	1043	1169	1409
186-42-33- 	42 x 29	70	809	866	918	1379	1556	1881
186-48-38- 	48 x 29	86	855	912	963	1425	1602	1927
186-60-38-4- 	60 x 29*	121	1465	1556	1619	2188	2400	2811
186-72-46-4- 	72 x 29*	166	1938	2081	2252	2844	3089	3585


**ALUMA CAST SERIES ROUND**

**NOTES:** Standard base finish is black or silver.  
 \* Denotes base with four columns.

**OPTIONS:** For chrome bases please consult factory.  
 Other finishes are available, please consult factory.  
 Flip-top available, see page 28.





phone: (510) 259-6217  
email: info@actionlaminates.com

## MULTI-USE TABLES

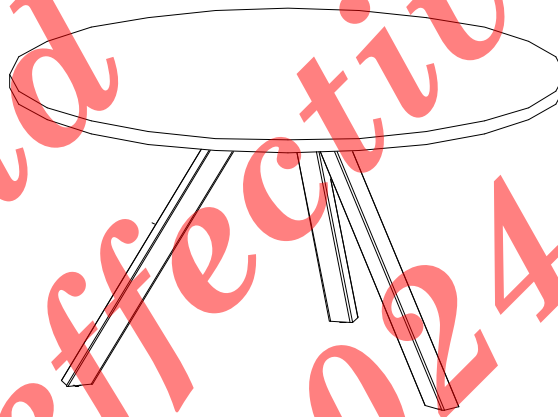
MODEL NUMBER    SIZE    WT.    GROUP A    GROUP B    GROUP C    GROUP D    GROUP E    GROUP F

### 2" SQ. LEGS with 22° Angle (3 legs)

	Dia x Ht.							
120-30-2.0-□	30 x 29	46	755	788	866	1049	1099	1399
120-36-2.0-□	36 x 29	59	794	838	910	1215	1338	1572
120-42-2.0-□	42 x 29	72	944	999	1049	1499	1671	1987
120-48-2.0-□	48 x 29	87	944	999	1049	1499	1671	1987

### 2-3/4" SQ. LEGS with 30° Angle (4 legs)

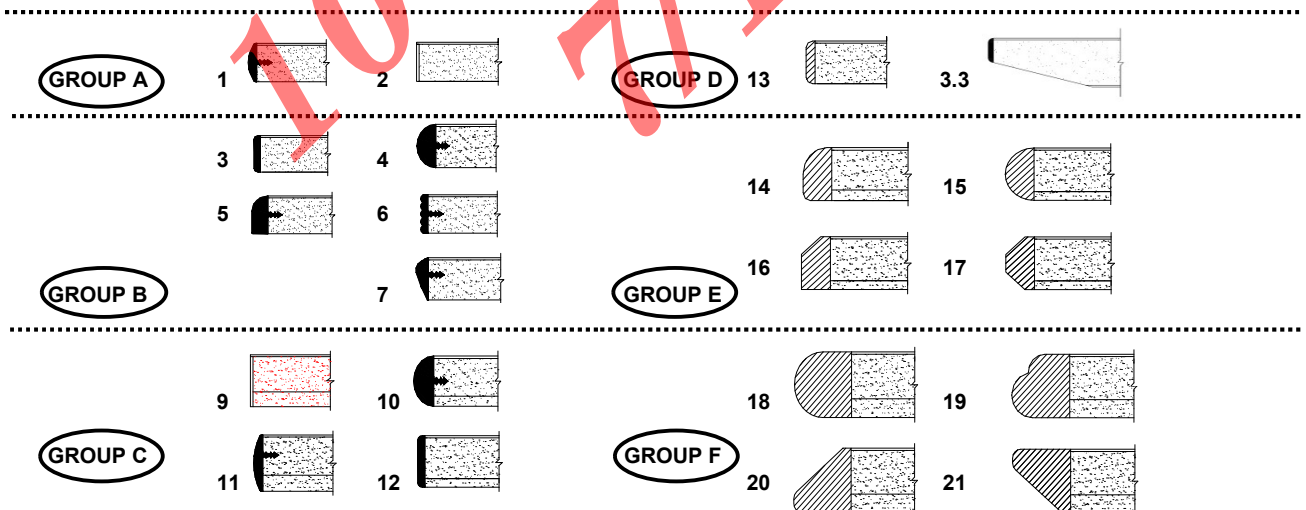
120-42-2.75-□	42 x 29	78	1138	1193	1243	1693	1865	2181
120-48-2.75-□	48 x 29	93	1138	1193	1243	1693	1865	2181
120-60-2.75-□	60 x 29	128	1326	1415	1476	2031	2237	2637



### ANGLED SERIES ROUND

**NOTES:** Standard base finish is black.  
Other finishes are available, please consult factory.

**OPTIONS:** Wire management hole, 1-1/4" cutout, \$22  
(on 2.75" legs only.)








phone: (510) 259-6217  
email: info@actionlaminates.com

## MULTI-USE TABLES

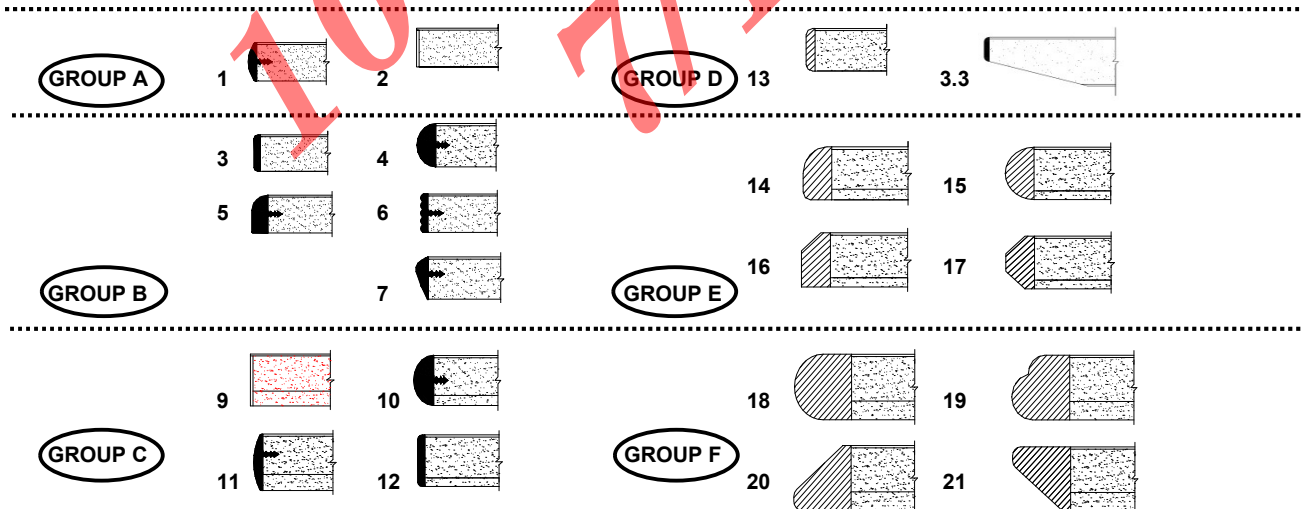
MODEL NUMBER	SIZE	WT.	GROUP A	GROUP B	GROUP C	GROUP D	GROUP E	GROUP F
	<b>Dia x Ht.</b>							
159-30-26- <input type="checkbox"/>	30 x 29	42	649	683	760	944	993	1293
159-36-26- <input type="checkbox"/>	36 x 29	59	688	733	805	1110	1232	1466
159-42-32- <input type="checkbox"/>	42 x 29	73	871	927	977	1426	1598	1915
159-48-38- <input type="checkbox"/>	48 x 29	86	921	977	1027	1476	1648	1965
159-60-38- <input type="checkbox"/>	60 x 29	132	1110	1199	1260	1814	2020	2420








### ARCH SERIES ROUND

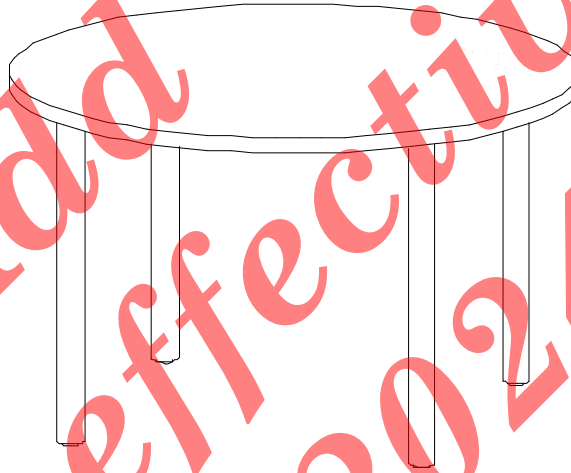
**NOTES:** Standard base finish is black.

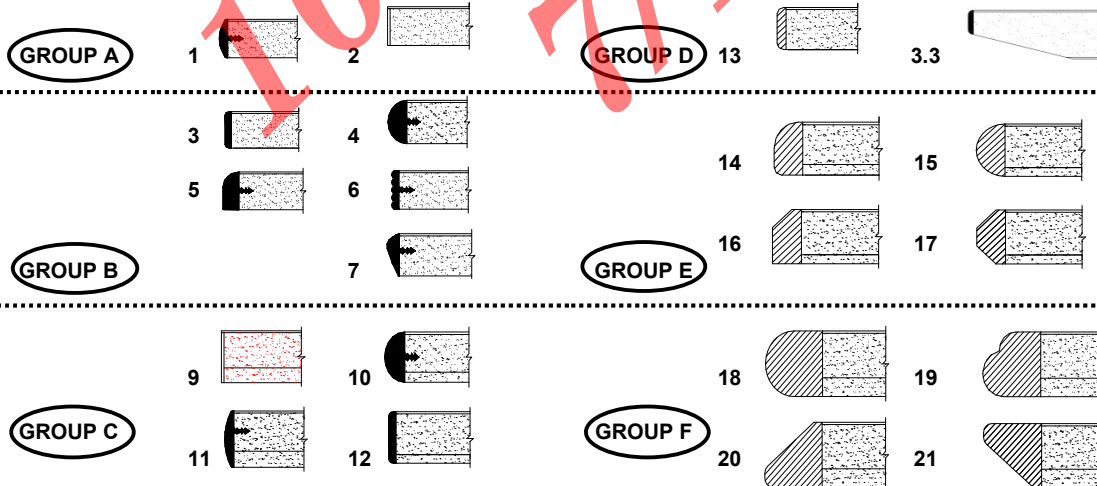
**OPTIONS:** For chrome bases please consult with factory.  
Other finishes are available, please consult factory.  
Flip-top available, see page 31.










**MULTI-USE TABLES**

MODEL NUMBER	SIZE	WT.	GROUP A	GROUP B	GROUP C	GROUP D	GROUP E	GROUP F
	<b>Dia x Ht.</b>							
149-30-	 30 x 29	42	672	705	783	966	1016	1315
149-36-	 36 x 29	59	710	755	827	1132	1254	1489
149-42-	 42 x 29	73	860	916	966	1415	1587	1904
149-48-	 48 x 29	86	860	916	966	1415	1587	1904
149-60-	 60 x 29	132	1049	1138	1199	1753	1959	2359


**BOOMERANG SERIES ROUND**
**NOTES:** Standard base finish is black or silver.

**OPTIONS:** Other finishes are available, consult factory.


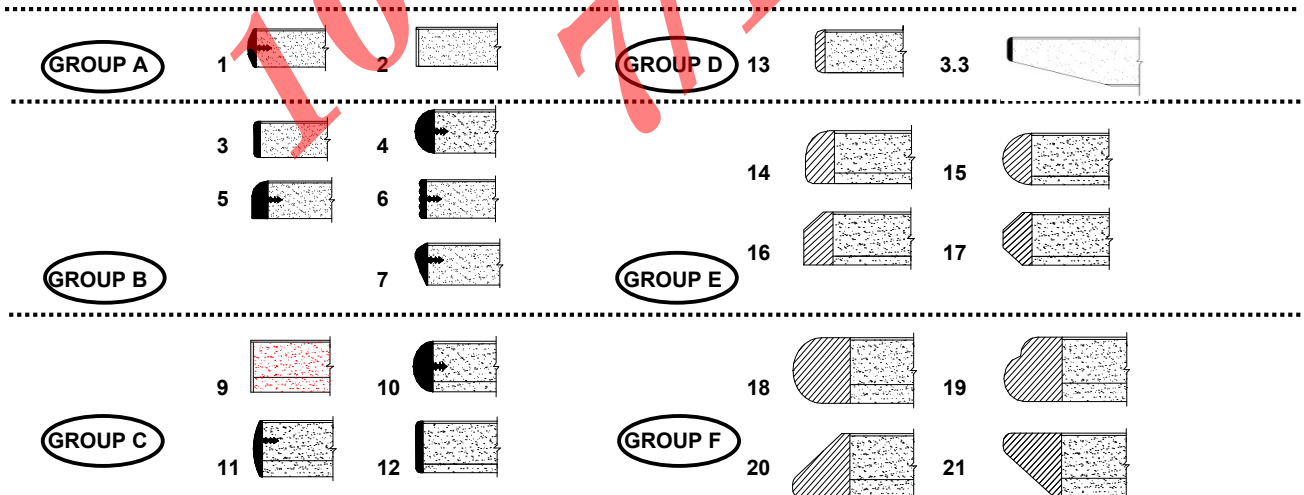
**MULTI-USE TABLES**

MODEL NUMBER	SIZE	WT.	GROUP A	GROUP B	GROUP C	GROUP D	GROUP E	GROUP F
161-24- 	<b>Dia x Ht.</b> 24 x 29	35	768	785	801	1025	1101	1254
161-30- 	30 x 29	44	861	883	905	1139	1188	1466
161-36- 	36 x 29	59	943	976	1003	1335	1450	1673
161-42- 	42 x 29	74	1128	1183	1221	1651	1804	2098
161-48- 	48 x 29	90	1177	1226	1270	1695	1848	2142
161-60- 	60 x 29	130	1444	1526	1586	2098	2284	2660
161-72- 	*72 x 29	177	1935	2076	2180	2720	2943	3390


**CREW SERIES ROUND TABLES**

**NOTES:** \* 72" Dia. top is 2-piece construction with permanent seam.  
White powder coat frame.

**OPTIONS:** Non-standard heights available. Please consult factory.





phone: (510) 259-6217  
 email: info@actionlaminates.com

## MULTI-USE TABLES

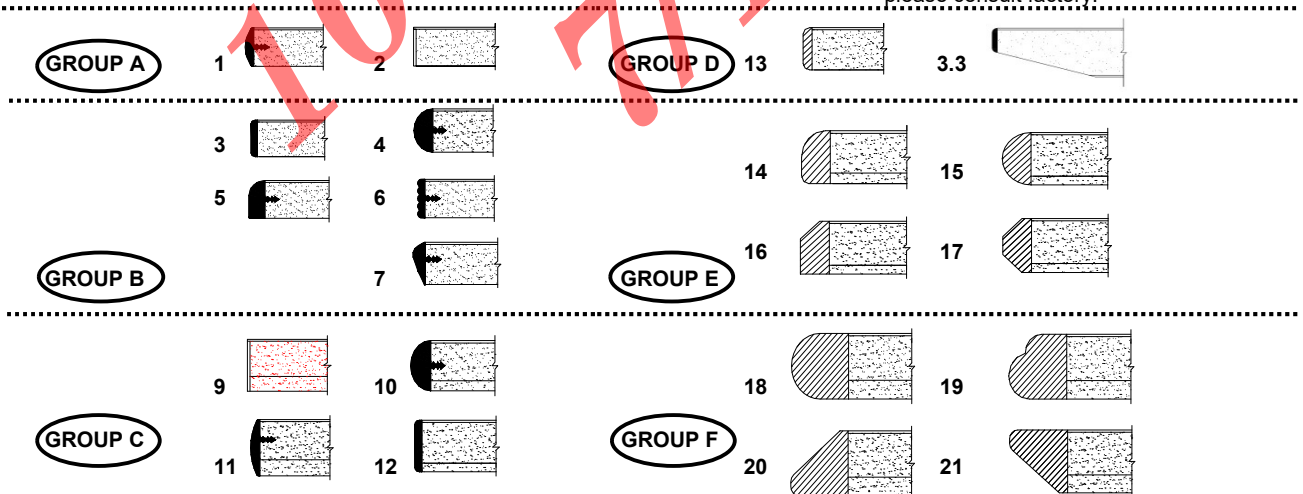
MODEL NUMBER	SIZE	WT.	GROUP A	GROUP B	GROUP C	GROUP D	GROUP E	GROUP F
	<b>Dia x Ht.</b>							
175-24-	24 x 29	51	545	561	632	790	866	1028
175-30-	30 x 29	58	572	605	681	861	910	1204
175-36-	36 x 29	68	610	654	725	1025	1145	1374
175-42-	42 x 29	79	758	812	861	1303	1472	1782
175-60-	60 x 29	124	943	1030	1090	1634	1837	2229
175-60-	60 x 29	124	943	1030	1090	1634	1837	2229



### CYCLONE SERIES ROUND

**NOTES:** Standard base finish is black or silver.

**OPTIONS:** For chrome bases add \$152 list per table. Other powder coat finishes available, please consult factory.






phone: (510) 259-6217  
email: info@actionlaminates.com

## MULTI-USE TABLES

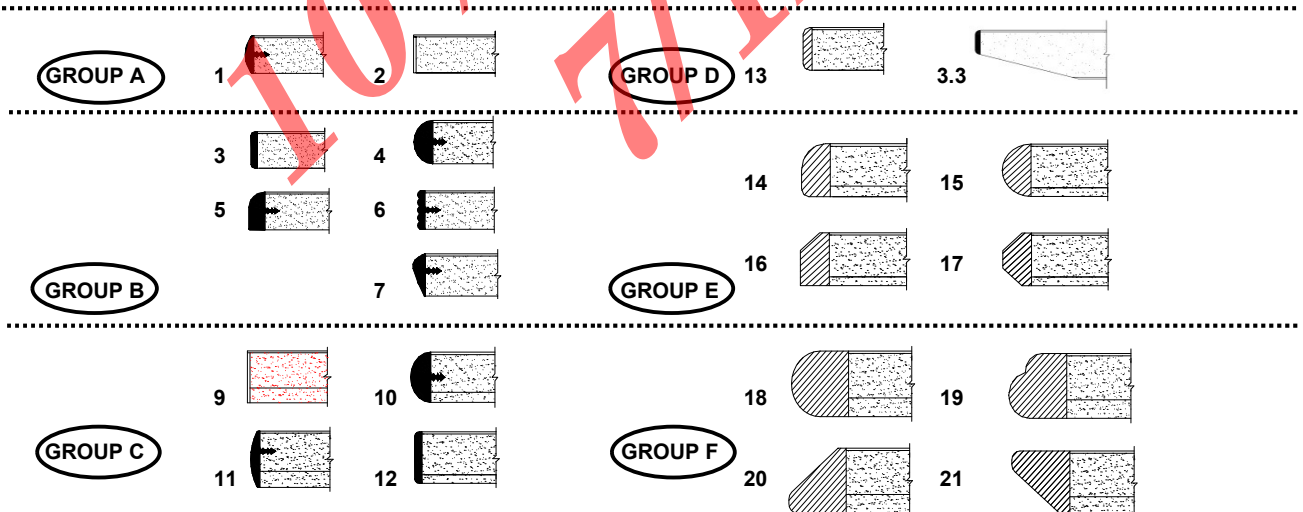
MODEL NUMBER	SIZE Dia x Ht.	WT.	GROUP A	GROUP B	GROUP C	GROUP D	GROUP E	GROUP F
180-24-18-☐	24 x 29	51	760	777	849	1010	1087	1252
180-30-22-☐	30 x 29	58	816	849	927	1110	1160	1460
180-36-26-☐	36 x 29	68	866	910	982	1288	1410	1644
180-42-32-☐	42 x 29	79	1077	1132	1182	1632	1804	2120
180-48-36-☐	48 x 29	92	1110	1166	1215	1665	1837	2153



### DUNBAR SERIES ROUND

**NOTES:** Standard base finish is black.  
Standard with 3" dia. column.

**OPTIONS:** For chrome bases add \$100 List per table.  
Other base finishes are available, consult factory.



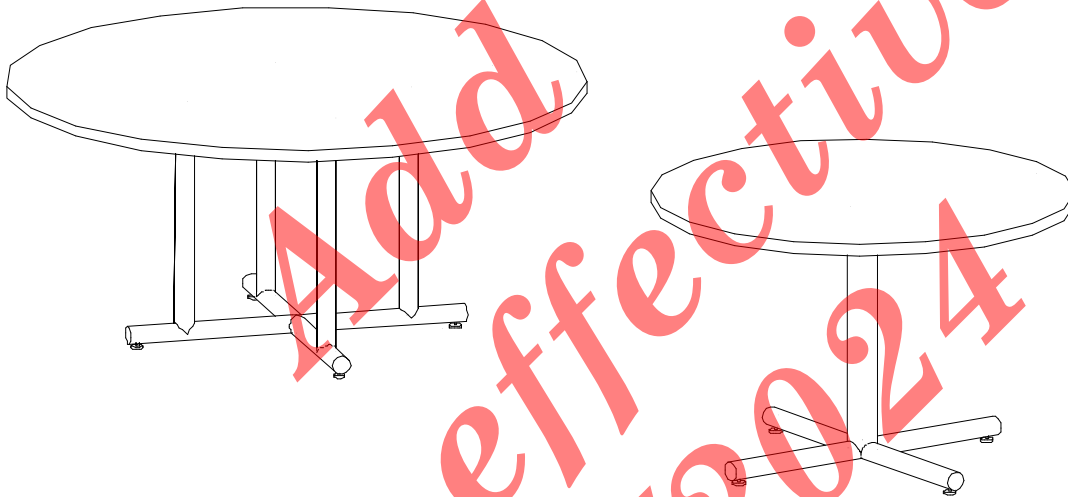


phone: (510) 259-6217  
email: info@actionlaminates.com

**S** Stocked Bases

**MULTI-USE TABLES**

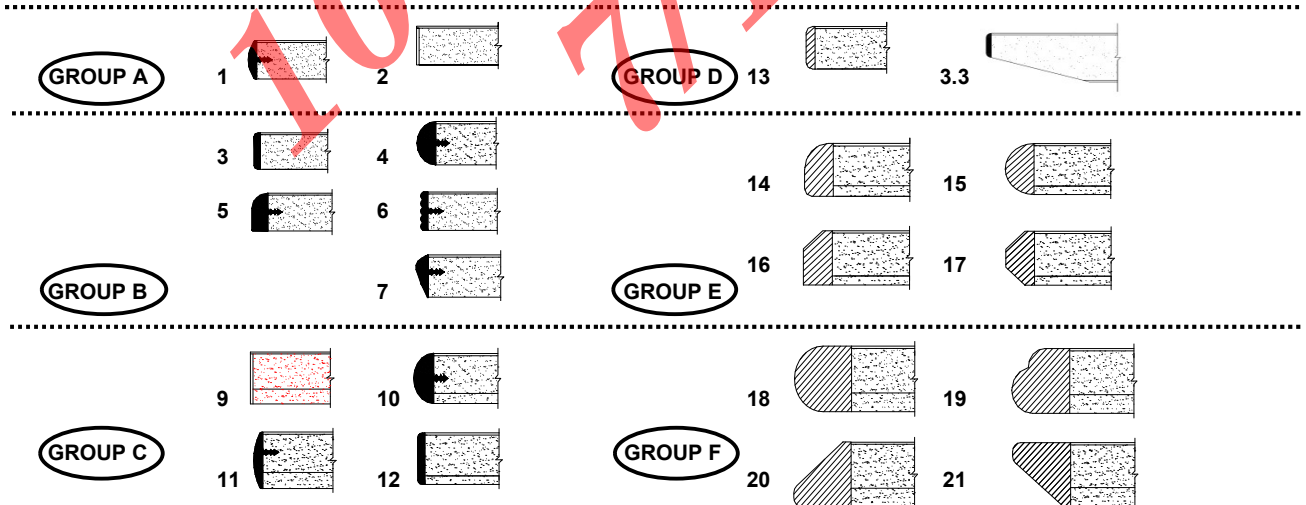
MODEL NUMBER	SIZE	WT.	GROUP A	GROUP B	GROUP C	GROUP D	GROUP E	GROUP F
	<b>Dia x Ht.</b>							
155-24-18-	24 x 29	32	527	544	616	777	854	1019
155-30-22-	30 x 29	43	561	594	672	855	905	1204
155-36-26-	36 x 29	53	605	649	722	1027	1149	1383
155-42-32-	42 x 29	70	777	833	882	1332	1504	1820
155-48-36-	48 x 29	86	794	849	899	1349	1521	1837
155-60-36-	60 x 29	118	982	1071	1132	1687	1893	2293
155-60-36-4-	*60 x 29*	126	1304	1393	1454	2009	2214	2614
155-72-36-4-	*72 x 29*	164	1715	1854	2020	2597	2836	3319



**DURA SERIES ROUND**

**NOTES:** Standard base finishes: Black or Silver.  
72" dia. top is 2-piece construction with permanent seam.  
\* Denotes base with four columns

**OPTIONS:** For chrome bases add \$115 to list.  
Other finishes are available, consult factory.



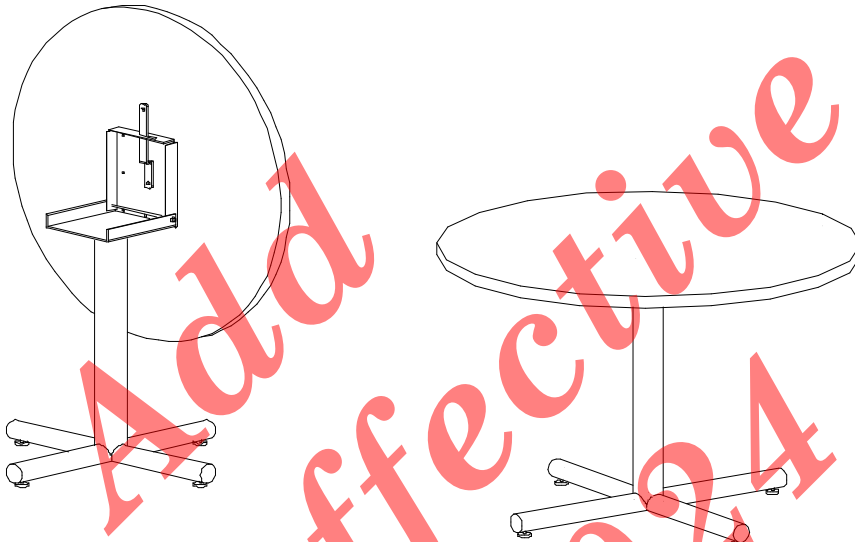




phone: (510) 259-6217  
email: info@actionlaminates.com

## MULTI-USE TABLES

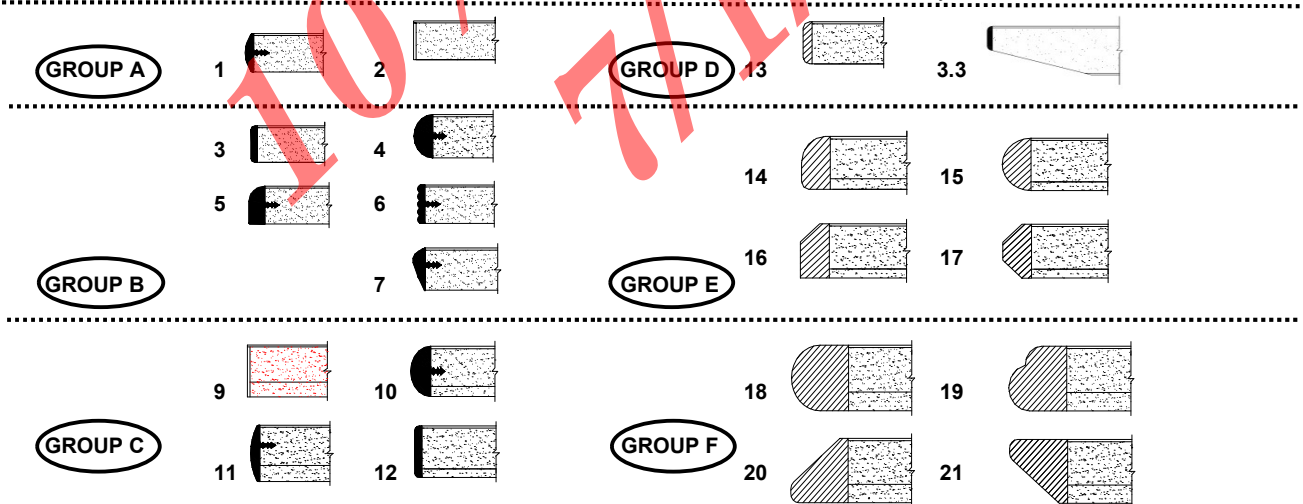
MODEL NUMBER	SIZE	WT.	GROUP A	GROUP B	GROUP C	GROUP D	GROUP E	GROUP F
	<b>Dia x Ht.</b>							
145-24-18-	24 x 29	32	710	727	799	960	1037	1202
145-30-22-	30 x 29	43	744	777	855	1038	1088	1388
145-36-26-	36 x 29	53	788	833	905	1210	1332	1566
145-42-32-	42 x 29	72	960	1016	1066	1515	1687	2004
145-48-36-	48 x 29	90	977	1032	1082	1532	1704	2020















### DURA SERIES ROUND FLIP-TOP, LEVER RELEASE


**NOTES:** Standard base finishes: Black or Silver.

**OPTIONS:** For chrome bases add \$115 to list.  
Locking casters add \$86 list.  
Other finishes are available, consult factory.



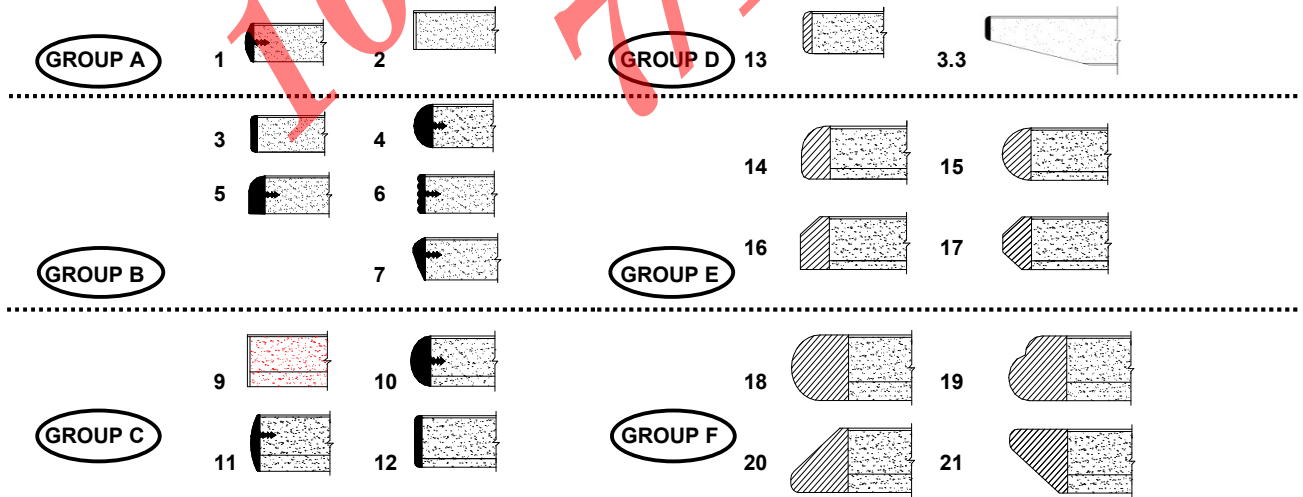
**MULTI-USE TABLES**

MODEL NUMBER	SIZE	WT.	GROUP A	GROUP B	GROUP C	GROUP D	GROUP E	GROUP F
	<b>Dia x Ht.</b>							
190-30-	  30 x 29	58	805	838	916	1099	1149	1449
190-36-	  36 x 29	68	844	888	960	1265	1388	1622
190-42-	  42 x 29	79	993	1049	1099	1548	1721	2037
190-48-	  48 x 29	92	993	1049	1099	1548	1721	2037
190-60-	  60 x 29	124	1182	1271	1332	1886	2092	2492
190-72-	  *72 x 29*	166	1593	1732	1898	2475	2714	3197


**FOCAL SERIES ROUND**

**NOTES:** Standard base finishes: Black and silver.  
 Standard with 3" dia column bases.  
 \*72" dia. top is 2-piece construction with permanent seam.

**OPTIONS:** For chrome bases add \$285 list per table.  
 Other finishes are available, consult factory.





phone: (510) 259-6217  
email: info@actionlaminates.com

## MULTI-USE TABLES

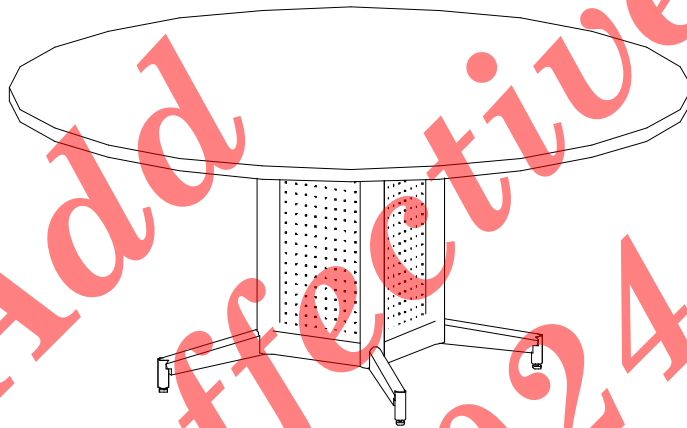
MODEL NUMBER	SIZE	WT.	GROUP A	GROUP B	GROUP C	GROUP D	GROUP E	GROUP F
--------------	------	-----	---------	---------	---------	---------	---------	---------

### STANDARD HEIGHT

	Dia x Ht.							
126-60-51- □	60 x 29	162	2967	3059	3122	3697	3910	4324
126-72-56- □	72 x 29	207	3410	3554	3726	4323	4571	5072

### STANDING HEIGHT

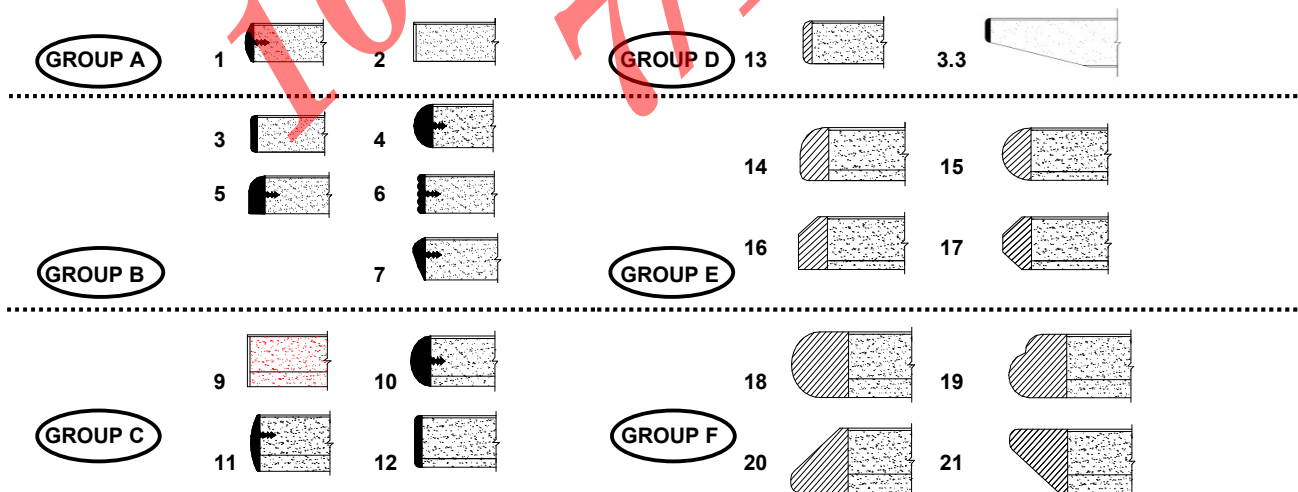
126-SH-60-51- □	60 x 42	168	3266	3358	3421	3996	4209	4623
126-SH-72-56- □	72 x 42	213	3709	3853	4025	4622	4870	5371



### MEDIA BASE SERIES ROUND

**NOTES:** Standard base finish is black.  
Perforated steel panels included  
Panels are removable for easy cord management  
Power/Data Module opening between leg columns 10-1/2" x 10-1/2"  
72" dia. top is 2-piece construction with permanent seam

**OPTIONS:** Other finishes are available, consult factory for pricing.





phone: (510) 259-6217  
email: info@actionlaminates.com

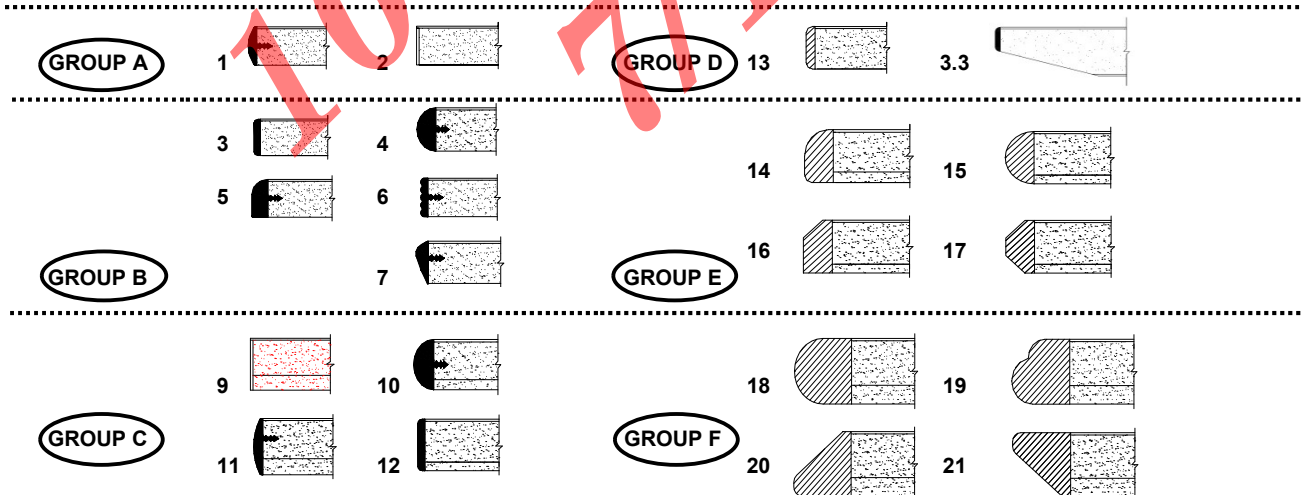
## MULTI-USE TABLES

MODEL NUMBER	SIZE	WT.	GROUP A	GROUP B	GROUP C	GROUP D	GROUP E	GROUP F
	<b>Dia x Ht.</b>							
171-36- □	36 x 29	70	599	633	661	1017	1141	1373
171-42- □	42 x 29	81	797	853	898	1356	1520	1831
171-48- □	48 x 29	102	887	944	983	1435	1599	1915
171-60- □	60 x 29	142	1209	1300	1362	1910	2107	2509
171-72- □	*72 x 29	195	1910	2062	2170	2740	2983	3463



### PANEL X BASE - ROUND

**NOTES:** Standard with sub-top for mounting.  
\* 72" dia. top is 2-piece construction with permanent seam.

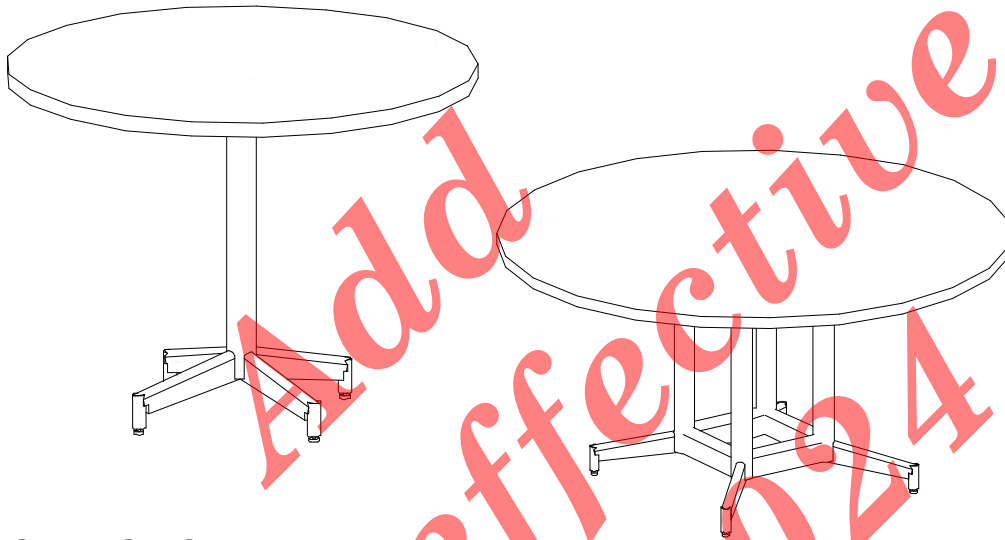




phone: (510) 259-6217  
email: info@actionlaminates.com

## MULTI-USE TABLES

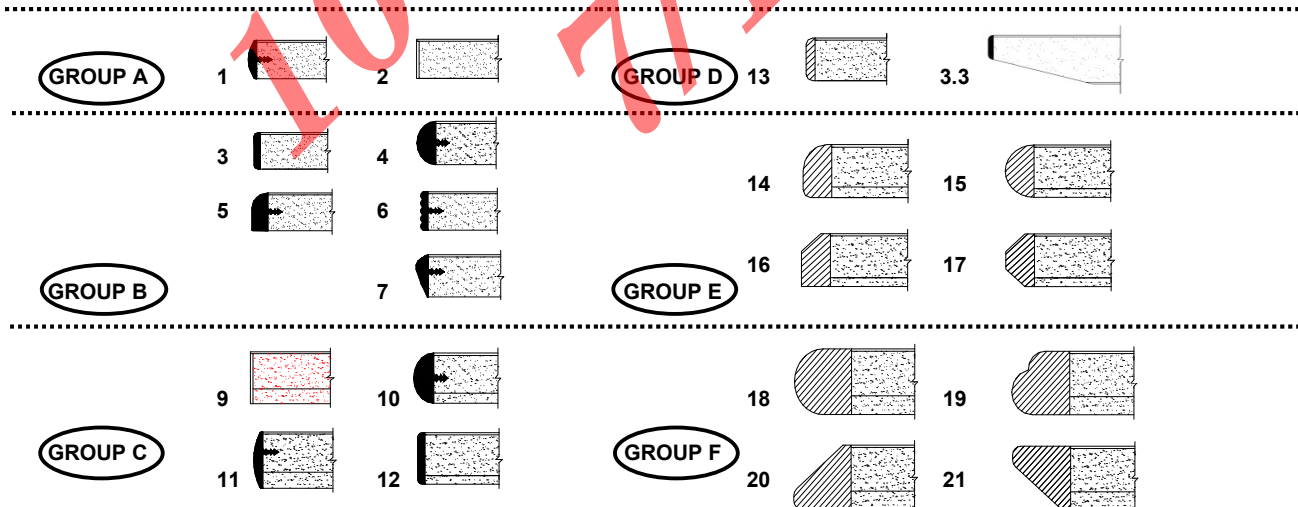
MODEL NUMBER	SIZE	WT.	GROUP A	GROUP B	GROUP C	GROUP D	GROUP E	GROUP F
	<b>Dia x Ht.</b>							
123-24-20-	24 x 29	37	576	593	667	832	912	1081
123-30-26-	30 x 29	44	638	673	752	941	992	1300
123-36-26-	36 x 29	57	678	724	798	1112	1237	1477
123-42-33-	42 x 29	70	861	918	969	1431	1607	1932
123-48-38-	48 x 29	86	946	1003	1055	1516	1693	2018
123-60-38-4-	*60 x 29*	128	1607	1699	1761	2331	2542	2953
123-60-46-4-	*72 x 29*	173	2058	2200	2371	2963	3209	3705



### PROPEL SERIES ROUND

**NOTES:** Standard base finish is black.  
\* Denotes base with 4 columns  
Other finishes available, please consult factory.  
\* 72" dia. top is 2-piece construction with permanent seam

**OPTIONS:** For chrome base add \$75 list per table.  
(Except 60" and 72" round; add \$328 list.)  
For dual wheel locking casters add \$81 list.

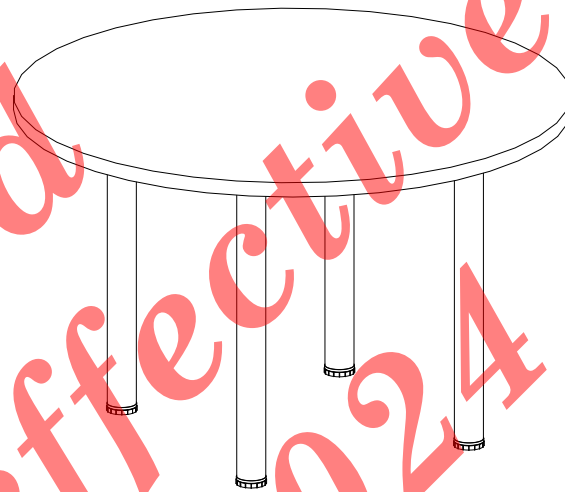




phone: (510) 259-6217  
email: info@actionlaminates.com

## MULTI-USE TABLES

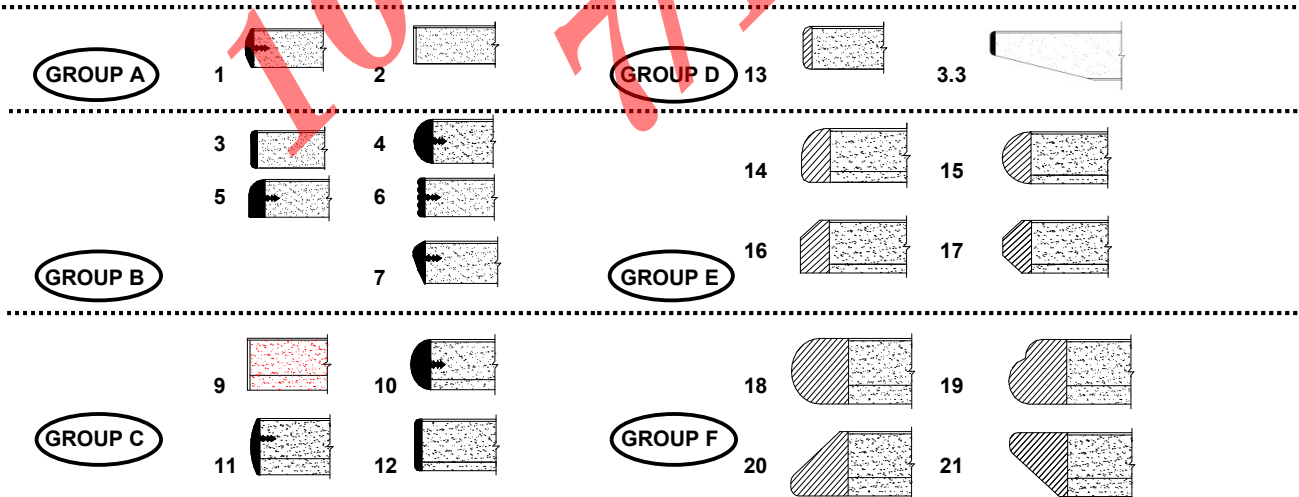
MODEL NUMBER	SIZE	WT.	GROUP A	GROUP B	GROUP C	GROUP D	GROUP E	GROUP F
	<b>Dia x Ht.</b>							
167-24- <input type="checkbox"/>	24 x 29	51	542	559	633	797	875	1043
167-30- <input type="checkbox"/>	30 x 29	58	571	605	684	870	921	1226
167-36- <input type="checkbox"/>	36 x 29	68	610	655	729	1040	1164	1402
167-42- <input type="checkbox"/>	42 x 29	79	763	819	870	1328	1503	1825
167-48- <input type="checkbox"/>	48 x 29	92	763	819	870	1328	1503	1825



### RONDELLA SERIES ROUND

**NOTES:** Standard base finish is black or silver.

**OPTIONS:** For chrome bases add \$64 list per table.  
Black dual wheel casters with brake, add \$110 list per table.  
Black single wheel casters with 3" diameter wheel with brake, add \$200 list per table.







phone: (510) 259-6217  
 email: info@actionlaminates.com

## MULTI-USE TABLES

MODEL NUMBER	SIZE Dia x Ht.	WT.	GROUP A	GROUP B	GROUP C	GROUP D	GROUP E	GROUP F
182-24-20- □	24 x 29	51	710	727	799	960	1037	1202
182-30-20- □	30 x 29	58	738	771	849	1032	1082	1382
182-36-20- □	36 x 29	68	777	821	894	1199	1321	1555
182-42-24- □	42 x 29	79	960	1016	1066	1515	1687	2004
182-48-32- □	48 x 29	92	1088	1143	1193	1643	1815	2131



### SATURN SERIES ROUND

**NOTES:** Standard base finish is black.  
 Standard with 3" dia. column on 20", 4" dia. column on 24" and 32".

**OPTIONS:** Other base finishes are available, consult factory.

10% effective 7/11/2024

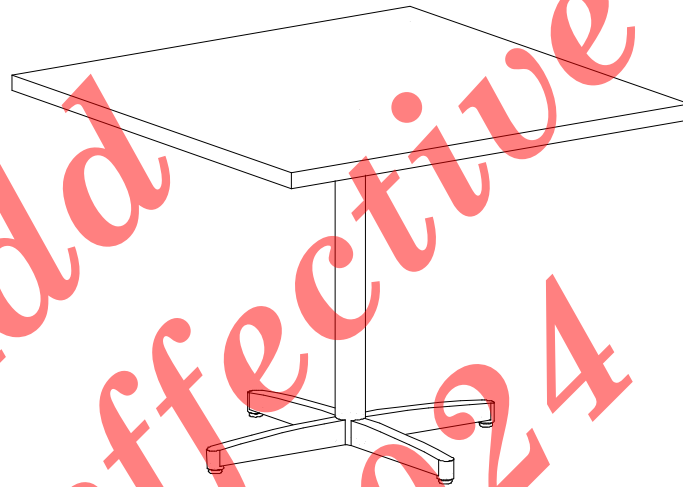


phone: (510) 259-6217  
email: info@actionlaminates.com

**S** Stocked Bases

**MULTI-USE TABLES**

MODEL NUMBER	SIZE	WT.	GROUP A	GROUP B	GROUP C	GROUP D	GROUP E	GROUP F
	<b>D x W</b>							
187-24-20-	24 x 24	41	496	507	559	690	781	884
187-30-26-	30 x 30	53	547	576	633	804	929	1066
187-36-26-	36 x 36	67	587	616	678	901	1060	1214
187-42-33-	42 x 42	83	787	832	884	1208	1419	1625
187-48-38-	48 x 48	103	832	878	929	1254	1465	1670
187-60-38-4-	*60 x 60*	155	1533	1607	1675	2058	2320	2576
187-72-46-4-	*72 x 72*	212	1967	2109	2217	2708	3015	3335

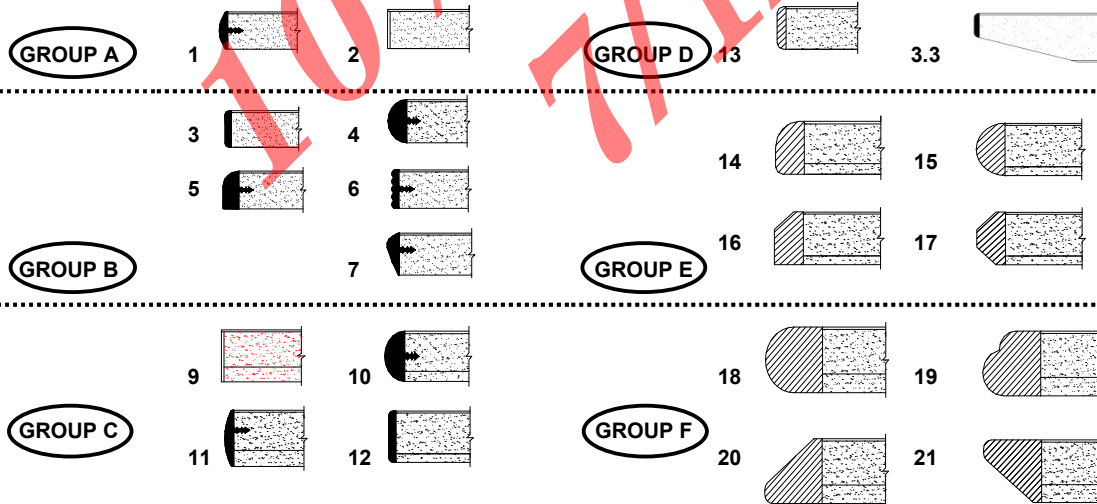


**ALUMA CAST SERIES SQUARE**

**NOTES:** Standard base finish is black or silver.  
72" dia. top is 2-piece construction with permanent seam.  
\* Denotes 4-column base.

**OPTIONS:** Flip-top available, see page 28  
Chrome bases available, consult factory

Other finishes are available, consult factory.





phone: (510) 259-6217  
email: info@actionlaminates.com

## MULTI-USE TABLES


MODEL NUMBER	SIZE D x W	WT.	GROUP A	GROUP B	GROUP C	GROUP D	GROUP E	GROUP F
--------------	---------------	-----	---------	---------	---------	---------	---------	---------

### 2" SQ. LEG

121-36-2.0-	□ 36 x 36	77	955	982	1043	1260	1415	1565
121-42-2.0-	□ 42 x 42	93	1104	1149	1199	1515	1721	1920
121-48-2.0-	□ 48 x 48	112	1104	1149	1199	1515	1721	1920

### 2-3/4" SQ. LEG

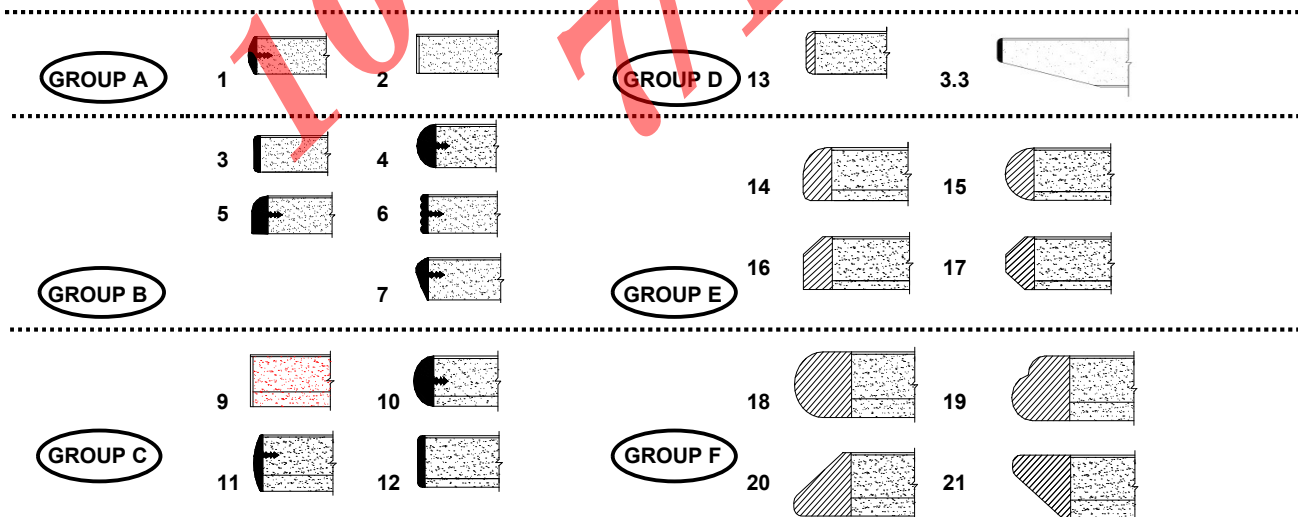
121-42-2.75-	□ 42 x 42	99	1127	1171	1221	1537	1743	1943
121-48-2.75-	□ 48 x 48	118	1127	1171	1221	1537	1743	1943
121-60-2.75-	□ 60 x 60	163	1315	1388	1454	1826	2081	2331



## ANGLED SERIES SQUARE

**NOTES:** Standard base finish is black.  
Other finishes are available, please consult factory.

**OPTIONS:** Wire management hole, 1-1/4" cutout, \$22  
(on 2-3/4" legs only.)

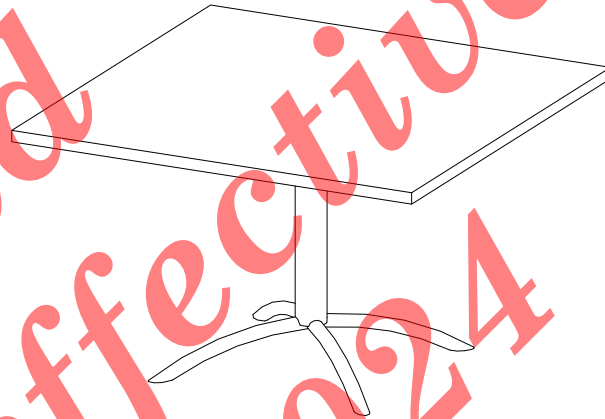




phone: (510) 259-6217  
email: info@actionlaminates.com

## MULTI-USE TABLES

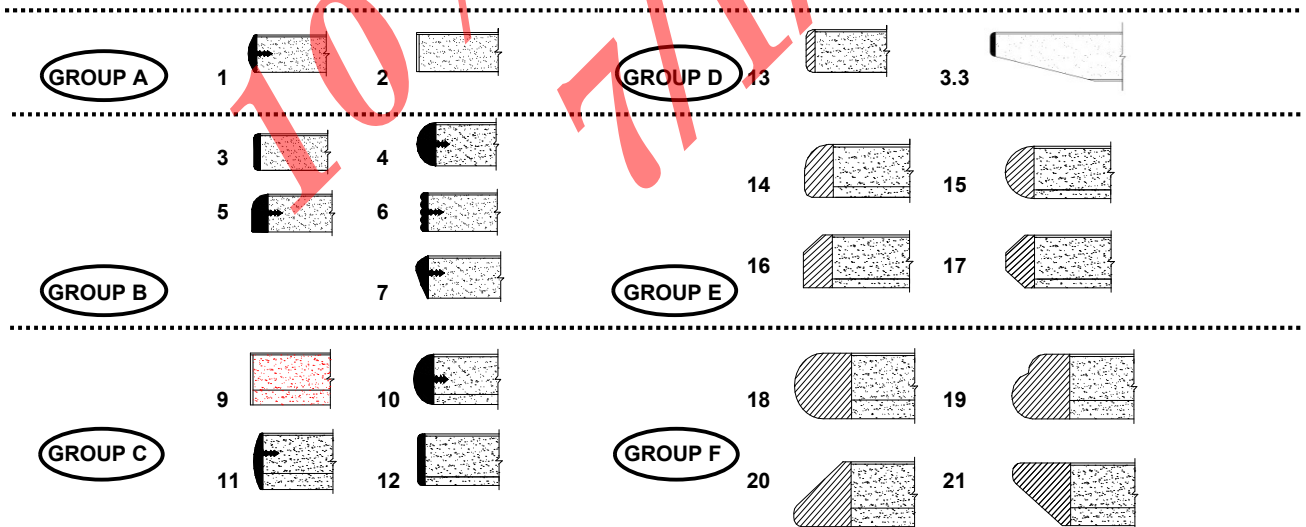
MODEL NUMBER	SIZE D x W	WT.	GROUP A	GROUP B	GROUP C	GROUP D	GROUP E	GROUP F
160-30-26-☐	30 x 30	42	627	655	710	877	999	1132
160-36-26-☐	36 x 36	59	666	694	755	971	1127	1277
160-42-32-☐	42 x 42	73	849	894	944	1260	1465	1665
160-48-38-☐	48 x 48	86	899	944	993	1310	1515	1715
160-60-38-☐	60 x 60	132	1088	1160	1226	1598	1854	2103



### ARCH SERIES SQUARE

**NOTES:** Standard base finish is black.

**OPTIONS:** For chrome bases add \$170 list per table.  
Other finishes are available, please consult factory.  
Flip-top available, see page 31.






phone: (510) 259-6217  
email: info@actionlaminates.com

**S** Stocked Bases

**MULTI-USE TABLES**

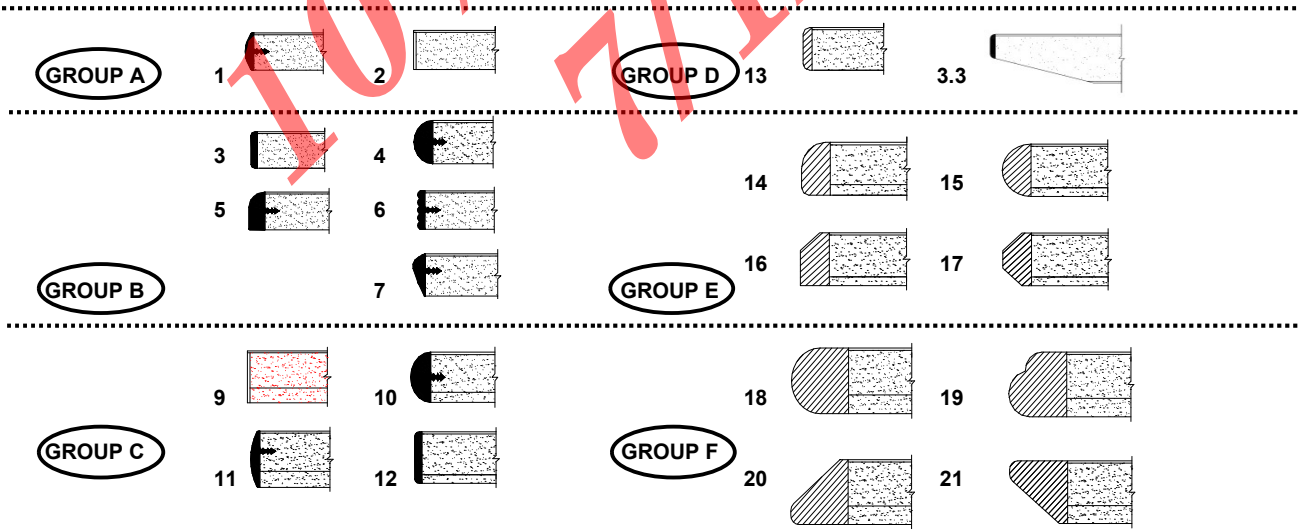
MODEL NUMBER	SIZE	WT.	GROUP A	GROUP B	GROUP C	GROUP D	GROUP E	GROUP F
	<b>D x W</b>							
148-30-	30 x 30	42	649	677	733	899	1021	1154
148-36-	36 x 36	59	688	716	777	993	1149	1299
148-42-	42 x 42	73	838	883	932	1249	1454	1654
148-48-	48 x 48	86	838	883	932	1249	1454	1654
148-60-	60 x 60	132	1027	1099	1165	1537	1793	2042










**BOOMERANG SERIES SQUARE**

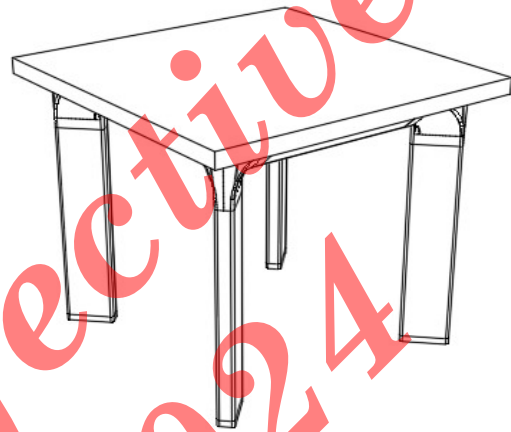
**NOTES:** Standard base finish is black or silver.

**OPTIONS:** Other finishes are available, consult factory.



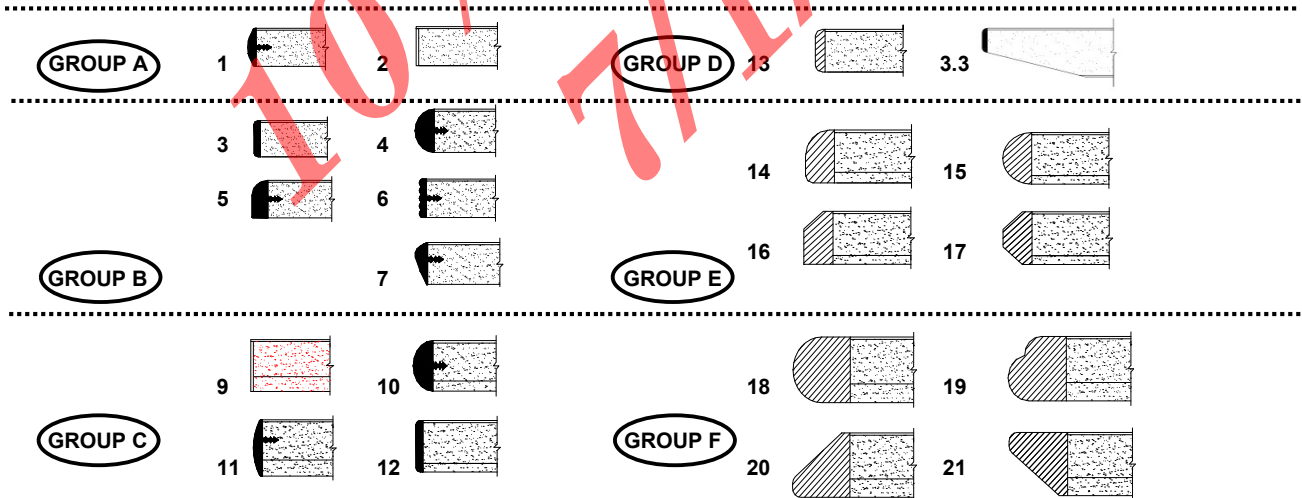
**MULTI-USE TABLES**

MODEL NUMBER	SIZE	WT.	GROUP A	GROUP B	GROUP C	GROUP D	GROUP E	GROUP F
	<b>D x W</b>							
162-2424- 	24 x 24	39	790	801	812	986	1074	1166
162-3030- 	30 x 30	52	883	899	916	1123	1232	1352
162-3636- 	36 x 36	68	965	992	1014	1254	1395	1537
162-4242- 	42 x 42	86	1150	1199	1237	1531	1722	1913
162-4848- 	48 x 48	107	1194	1243	1281	1575	1771	1957
162-6060- 	60 x 60	156	1461	1537	1591	1935	2175	2409
162-7272- 	*72 x 72	215	1897	2027	2126	2567	2845	3134


**CREW SERIES SQUARE TABLE**

**NOTES:** \* 72" top is 2-piece construction with permanent seam.  
White powder coat frame.

**OPTIONS:** For 6" radius corners group E & F add \$630 list.  
For 6" radius corner group A - D add \$150 list.



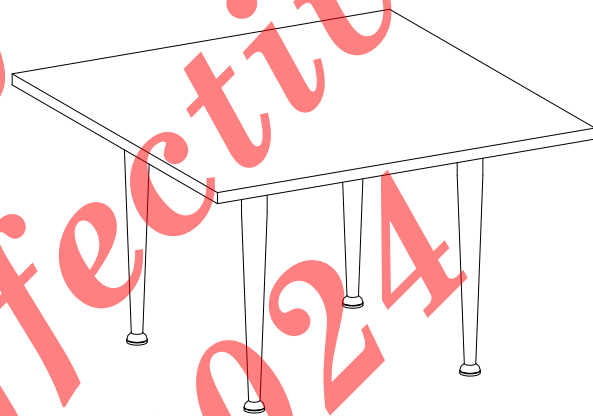




phone: (510) 259-6217  
 email: info@actionlaminates.com

## MULTI-USE TABLES

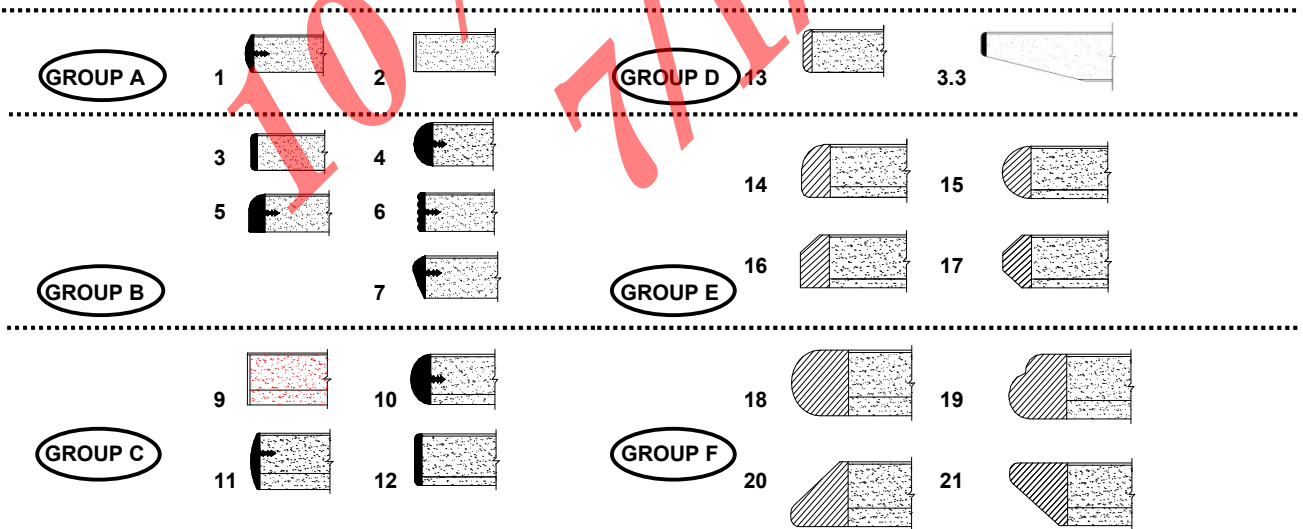
MODEL NUMBER	SIZE D x W	WT.	GROUP A	GROUP B	GROUP C	GROUP D	GROUP E	GROUP F
176-24- □	24 x 24	51	523	534	583	709	796	894
176-30- □	30 x 30	58	550	578	632	796	916	1046
176-36- □	36 x 36	68	589	616	676	888	1041	1188
176-42- □	42 x 42	79	736	779	828	1139	1341	1537
176-48- □	48 x 48	92	736	779	828	1139	1341	1537



### CYCLONE SERIES SQUARE

NOTES: Standard base finish is black or silver.

OPTIONS: For chrome bases add \$152 list per table.

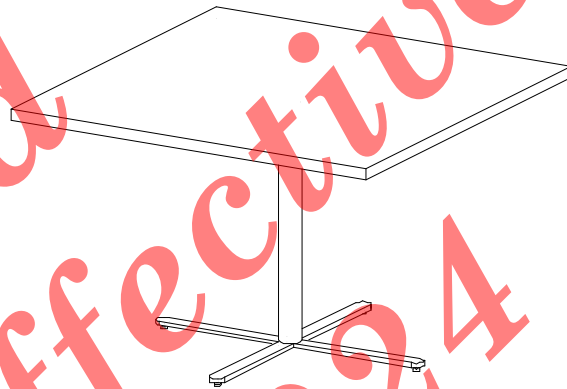




phone: (510) 259-6217  
email: info@actionlaminates.com

## MULTI-USE TABLES

MODEL NUMBER	SIZE D x W	WT.	GROUP A	GROUP B	GROUP C	GROUP D	GROUP E	GROUP F
184-24-18- □	24 x 24	51	738	749	799	927	1016	1116
184-30-22- □	30 x 30	58	794	821	877	1043	1166	1299
184-36-26- □	36 x 36	68	844	871	932	1149	1304	1454
184-42-32- □	42 x 42	79	1055	1099	1149	1465	1671	1870
184-48-36- □	48 x 48	92	1088	1132	1182	1499	1704	1904



### DUNBAR SERIES SQUARE

**NOTES:** Standard base finish is black.  
Standard with 3" dia. column.

**OPTIONS:** For chrome base add \$100 List per table.  
Other base finishes are available, consult factory.

10% off until 12/31/2024

**GROUP A** 1 2 **GROUP D** 13 3.3

3 4 5 6 7 **GROUP E** 14 15 16 17

**GROUP B** **GROUP C** 9 10 11 12 **GROUP F** 18 19 20 21

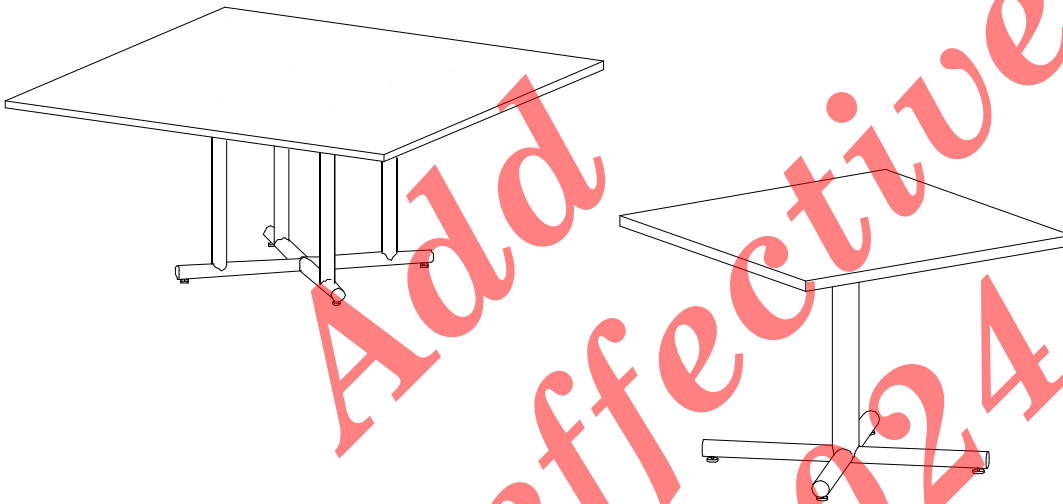


phone: (510) 259-6217  
email: info@actionlaminates.com

**S** Stocked Bases

**MULTI-USE TABLES**

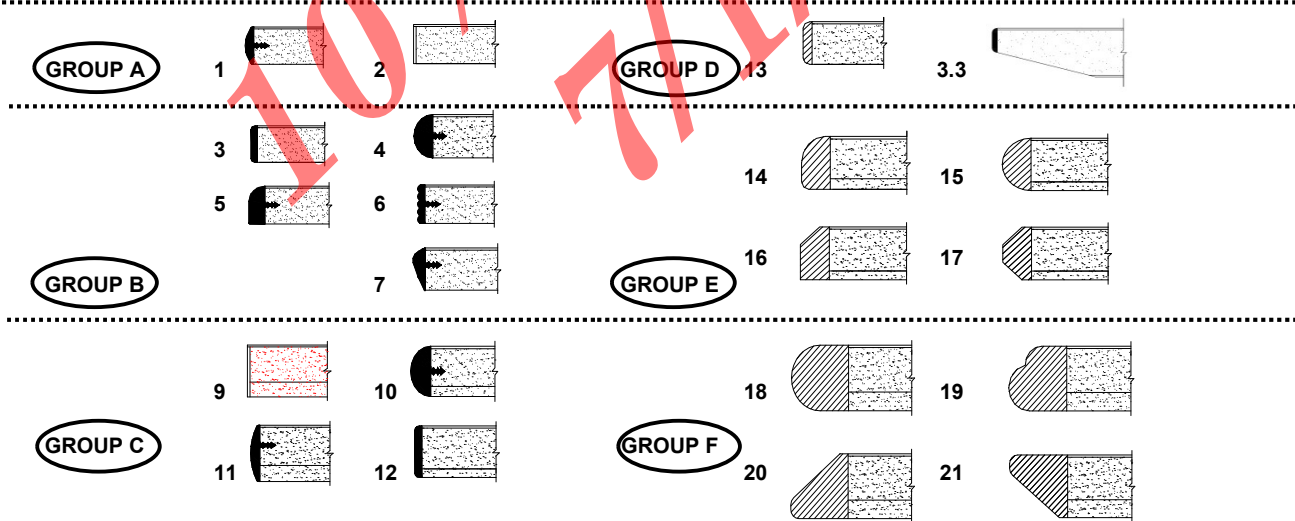
MODEL NUMBER	SIZE	WT.	GROUP A	GROUP B	GROUP C	GROUP D	GROUP E	GROUP F
	<b>D x W</b>							
156-24-22-	24 x 24	32	511	522	572	699	788	888
156-30-26-	30 x 30	43	544	572	627	794	916	1049
156-36-32-	36 x 36	53	605	633	694	910	1066	1215
156-42-36-	42 x 42	86	771	816	866	1182	1388	1587
156-48-32-4	*48 x 48	118	1027	1071	1121	1437	1643	1843
156-54-36-4-	*54 x 54	126	1282	1354	1420	1793	2048	2298



**DURA SERIES SQUARE**

**NOTES:** Standard base finishes: Black or Silver.  
\* Denotes base with 4 columns.

**OPTIONS:** For chrome bases add \$100 to list.  
Other finishes are available, consult factory.

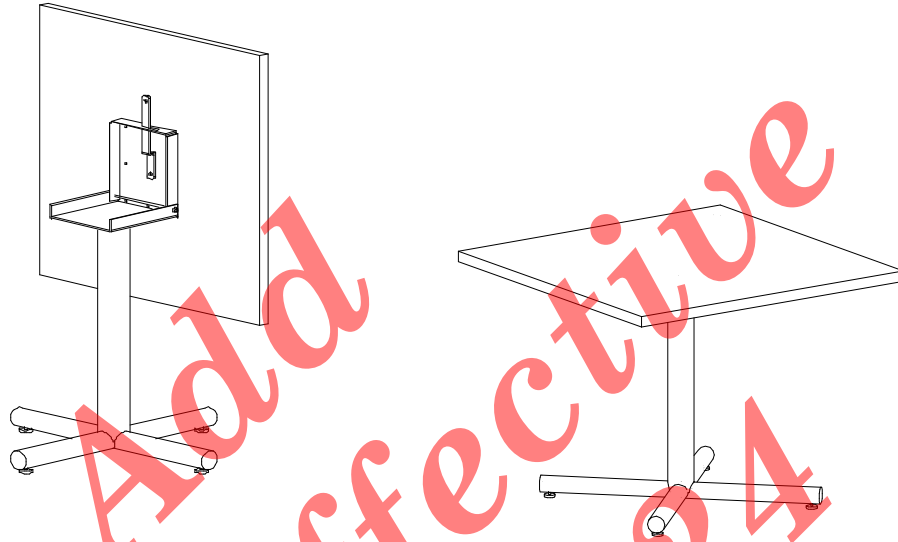




phone: (510) 259-6217  
email: info@actionlaminates.com

## MULTI-USE TABLES

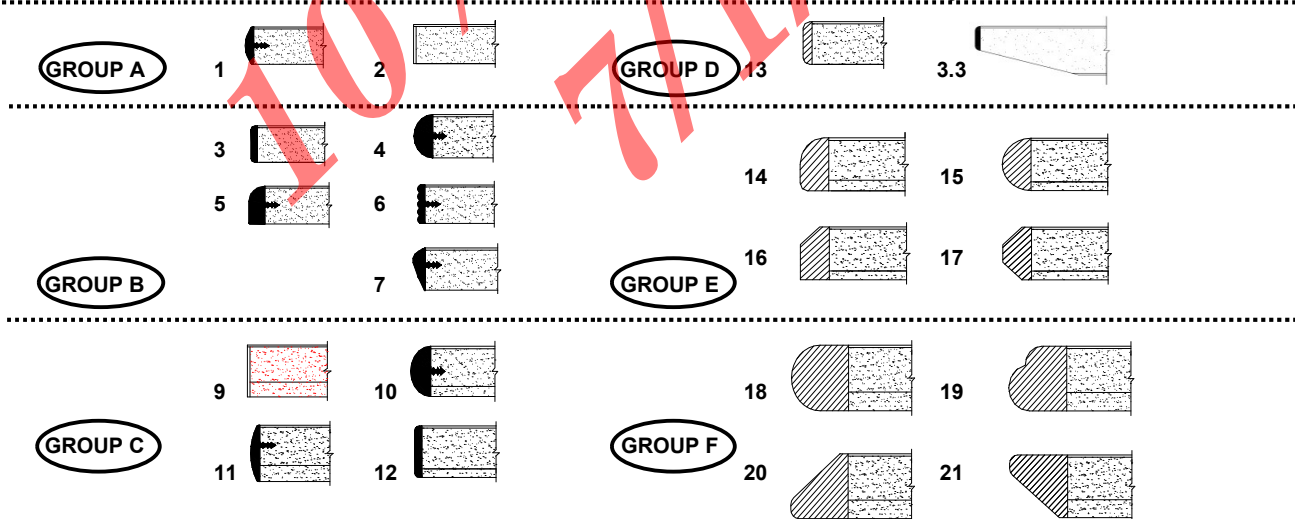
MODEL NUMBER	SIZE	WT.	GROUP A	GROUP B	GROUP C	GROUP D	GROUP E	GROUP F
	<b>D x W</b>							
146-24-22-	24 x 24	32	694	705	755	882	971	1071
146-30-26-	30 x 30	43	727	755	810	977	1099	1232
146-36-32-	36 x 36	53	788	816	877	1093	1249	1399
146-42-36-	42 x 42	72	955	999	1049	1365	1571	1770



### DURA SERIES FLIP-TOP SQUARE, LEVER RELEASE

**NOTES:** Standard base finishes: Black or Silver.

**OPTIONS:** For chrome bases add \$100 to list.  
Other finishes are available, please consult factory.  
Locking Castors add \$86 list.



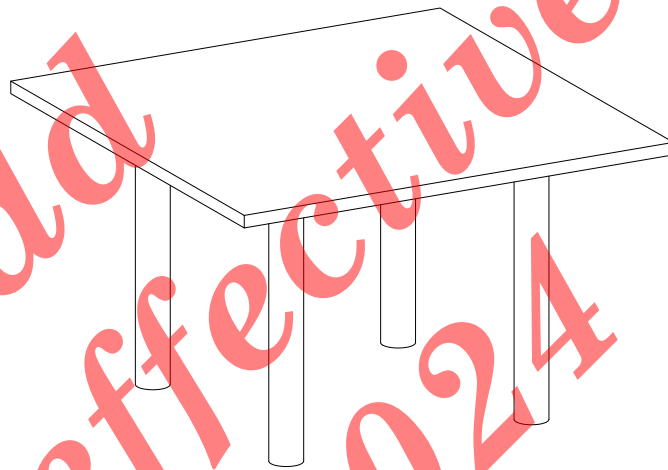


phone: (510) 259-6217  
email: info@actionlaminates.com

**S** Stocked Bases

**MULTI-USE TABLES**

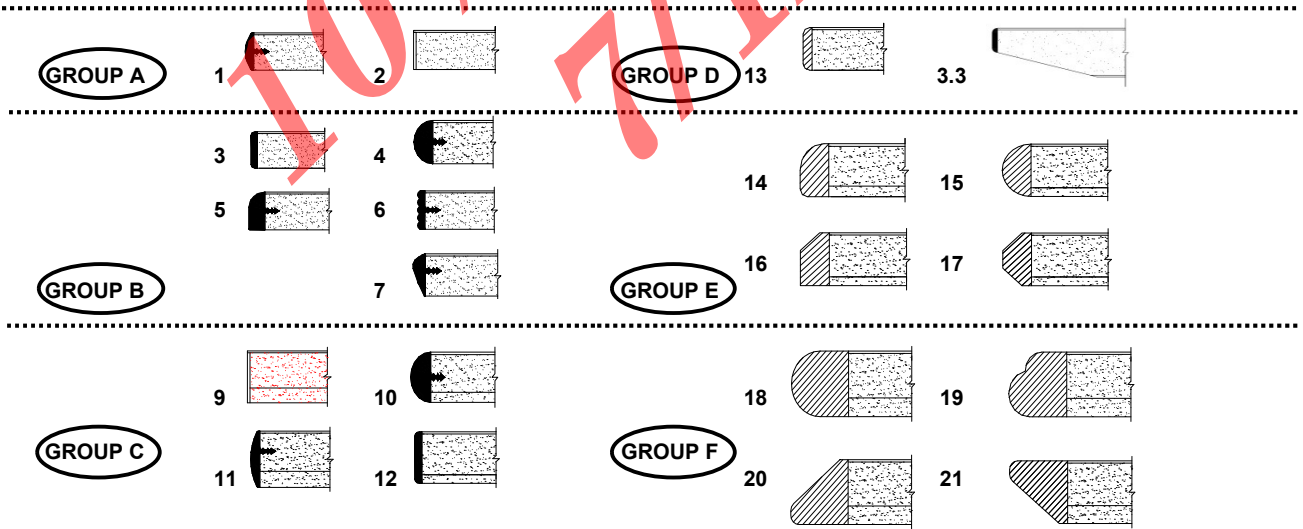
MODEL NUMBER	SIZE	WT.	GROUP A	GROUP B	GROUP C	GROUP D	GROUP E	GROUP F
	<b>D x W</b>							
191-24-	24 x 24	51	710	722	771	899	988	1088
191-30-	30 x 30	58	738	766	821	988	1110	1243
191-36-	36 x 36	68	777	805	866	1082	1238	1388
191-42-	42 x 42	79	927	971	1021	1338	1543	1743
191-48-	48 x 48	92	927	971	1021	1338	1543	1743
191-60-	60 x 60	124	1116	1188	1254	1626	1881	2131



**FOCAL SERIES SQUARE**

**NOTES:** Standard base finishes: Black or Silver.  
Standard with 3" dia column bases.

**OPTIONS:** For chrome bases add \$285 list per table.  
Other finishes are available, consult factory.





phone: (510) 259-6217  
 email: info@actionlaminates.com

## MULTI-USE TABLES

MODEL NUMBER	SIZE	WT.	GROUP A	GROUP B	GROUP C	GROUP D	GROUP E	GROUP F
--------------	------	-----	---------	---------	---------	---------	---------	---------

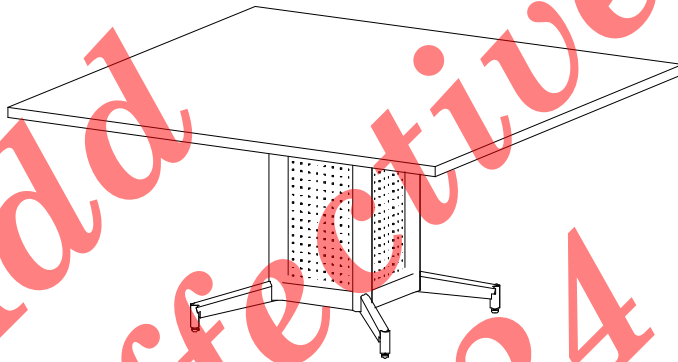
D x Ht.

### STANDARD HEIGHT

127-54-51- □	54 x 29	165	2918	2993	3060	3443	3705	3962
127-60-56- □	60 x 29	191	2936	3010	3077	3460	3722	3979

### STANDING HEIGHT

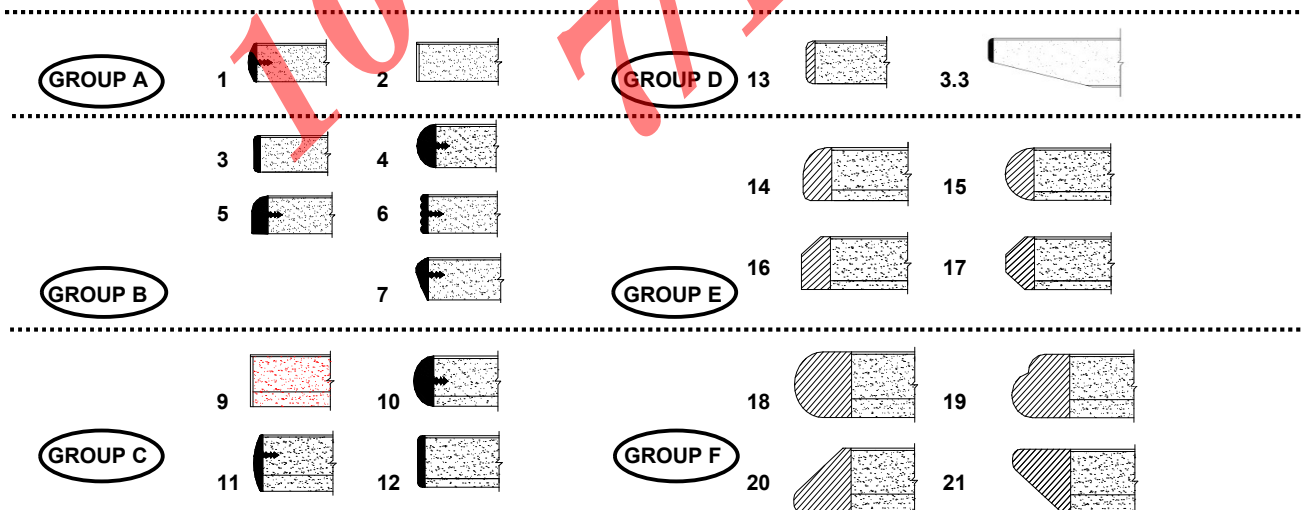
127-SH-54-51- □	54 x 42	171	3215	3289	3357	3739	4001	4258
127-SH-60-56- □	60 x 42	197	3232	3306	3374	3756	4019	4275



### MEDIA BASE SERIES SQUARE

**NOTES:** Standard base finish is black.  
 Perforated steel panels included  
 Panels are removeable for easy cord management  
 Power/Data Module opening between leg columns 10-1/2" x 10-1/2"

**OPTIONS:** Other finishes are available, consult factory for pricing.







phone: (510) 259-6217  
email: info@actionlaminates.com

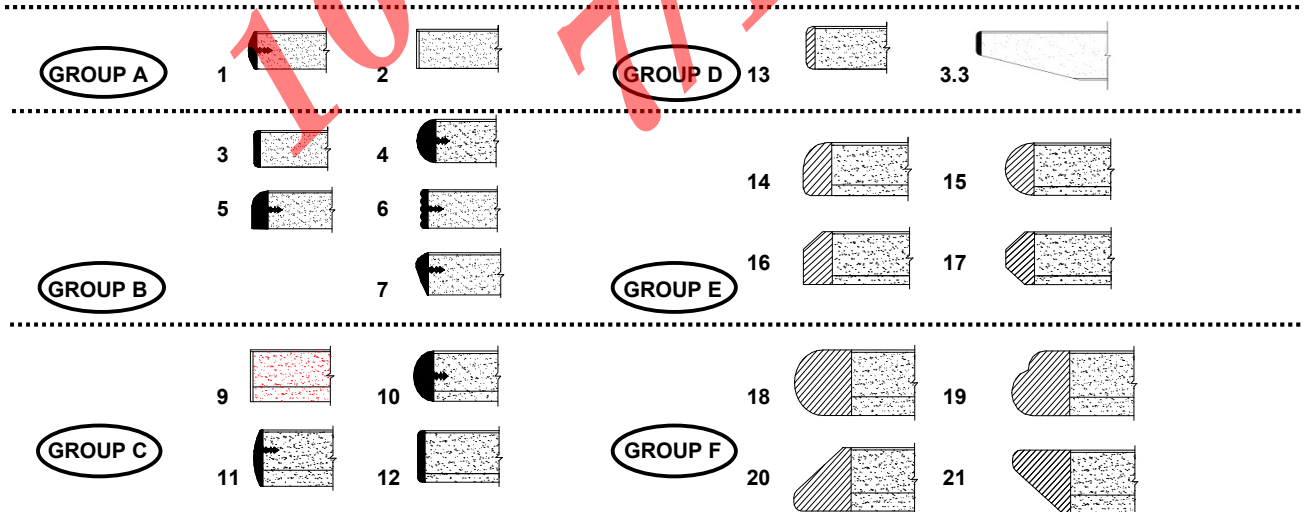
## MULTI-USE TABLES

MODEL NUMBER	SIZE	WT.	GROUP A	GROUP B	GROUP C	GROUP D	GROUP E	GROUP F
	<b>D x W</b>							
172-36-□	36 x 36	70	593	622	644	910	1068	1220
172-42-□	42 x 42	81	797	853	893	1215	1429	1633
172-48-□	48 x 48	102	887	938	983	1305	1514	1723
172-60-□	60 x 60	142	1215	1300	1367	1735	2000	2260
172-72-□	*72 x 72	192	1865	2000	2113	2593	2904	3215



### PANEL X BASES - SQUARE

**NOTES:** Standard with sub-top for mounting.  
\* 72" top is 2-piece construction with permanent seam.

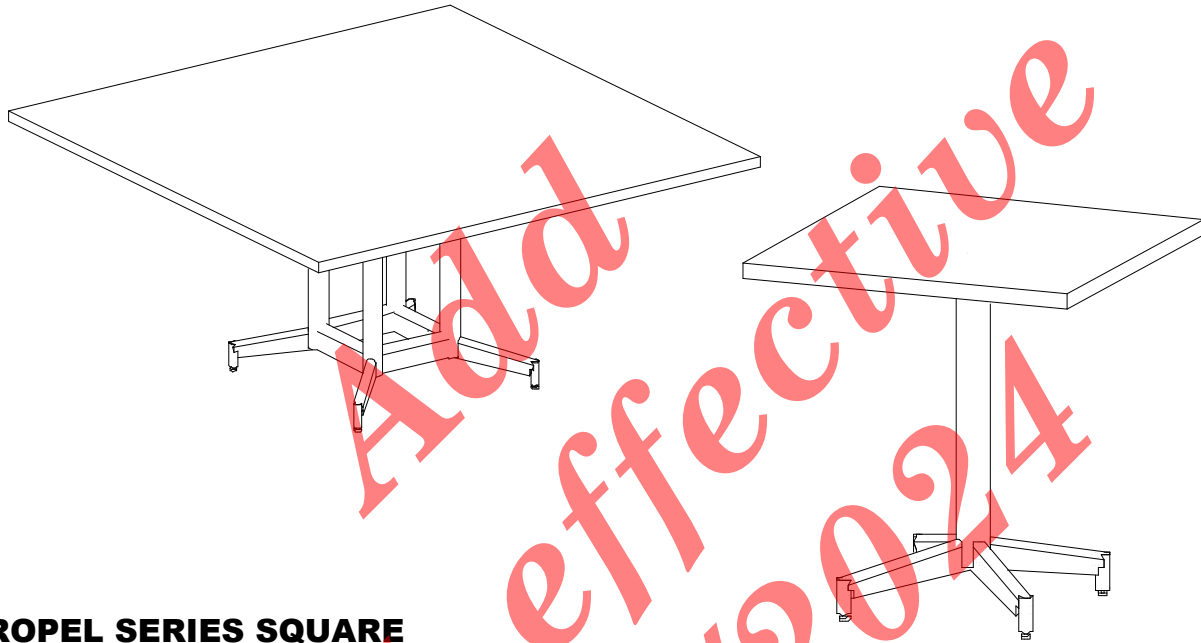




phone: (510) 259-6217  
email: info@actionlaminates.com

## MULTI-USE TABLES

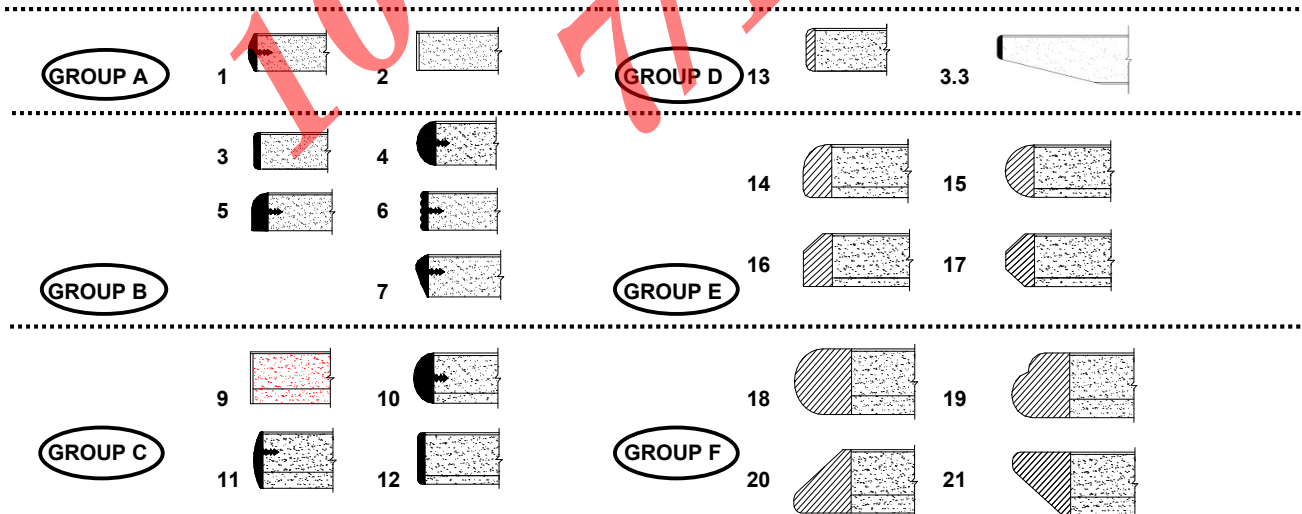
MODEL NUMBER	SIZE	WT.	GROUP A	GROUP B	GROUP C	GROUP D	GROUP E	GROUP F
	<b>D x W</b>							
124-24-20- □	24 x 24	41	553	564	616	747	838	941
124-30-26- □	30 x 30	53	616	644	701	872	998	1134
124-36-33- □	36 x 36	67	684	713	775	998	1157	1311
124-42-38- □	42 x 42	84	923	969	1020	1345	1556	1761
124-48-38-4- □	*48 x 48*	110	1391	1437	1488	1813	2024	2229
124-60-38-4- □	*60 x 60*	157	1585	1659	1727	2109	2371	2628
124-72-46-4- □	*72 x 72*	215	1995	2138	2246	2736	3044	3363



### PROPEL SERIES SQUARE

**NOTES:** Standard base finish is black.  
72" dia. top is 2-piece construction with permanent seam.  
\* Denotes 4-column base.

**OPTIONS:** For chrome base add \$75 list per table.  
(Except 48", 60" and 72"; add \$328 list.)  
For dual wheel locking casters add \$81 list.  
Flip-top available, see page 30.

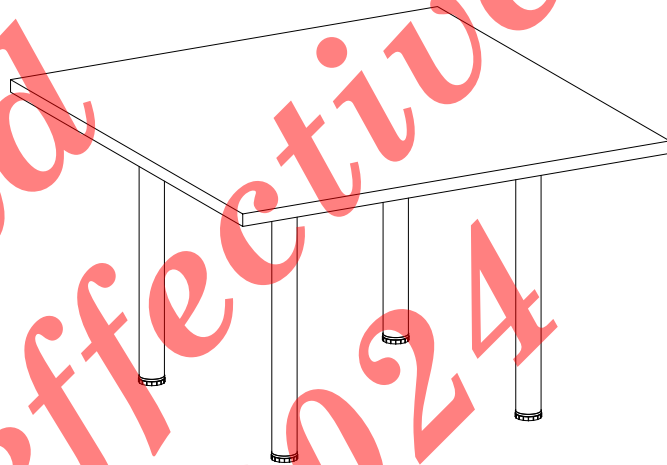




phone: (510) 259-6217  
 email: info@actionlaminates.com

## MULTI-USE TABLES

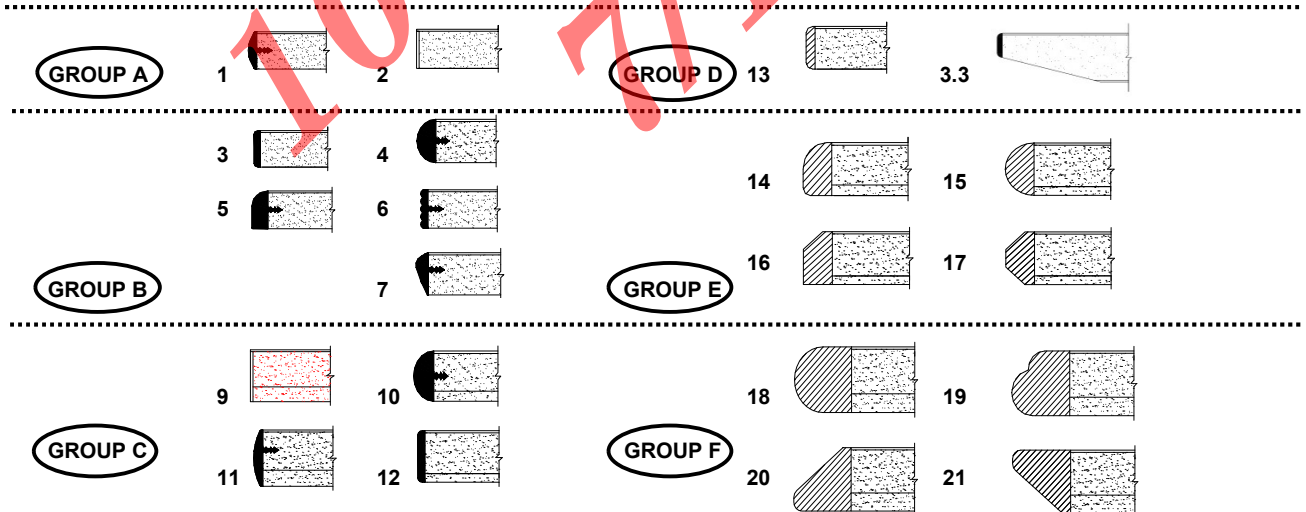
MODEL NUMBER	SIZE	WT.	GROUP A	GROUP B	GROUP C	GROUP D	GROUP E	GROUP F
	D x W							
168-24-□	24 x 24	51	520	531	582	712	802	904
168-30-□	30 x 30	58	548	576	633	802	927	1062
168-36-□	36 x 36	68	588	616	678	898	1057	1209
168-42-□	42 x 42	79	740	785	836	1158	1367	1571
168-48-□	48 x 48	92	740	785	836	1158	1367	1571



### RONDELLA SERIES SQUARE

**NOTES:** Standard base finish is black or silver.

**OPTIONS:** For chrome bases add \$64 list per table.  
 Black dual wheel casters with brake, add \$110 list per table.  
 Black single wheel casters with 3" diameter wheel with brake, add \$200 list per table.

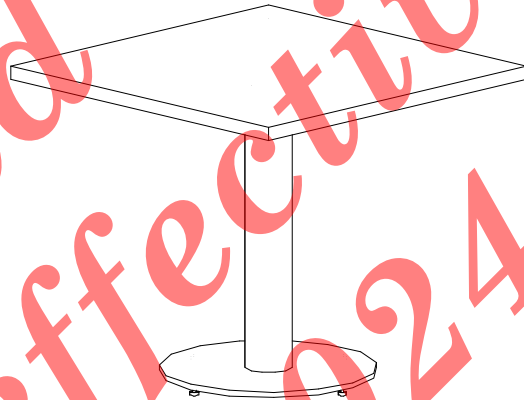




phone: (510) 259-6217  
email: info@actionlaminates.com

## MULTI-USE TABLES

MODEL NUMBER	SIZE D x W	WT.	GROUP A	GROUP B	GROUP C	GROUP D	GROUP E	GROUP F
183-24-20- □	24 x 24	51	688	699	749	877	966	1066
183-30-20- □	30 x 30	58	716	744	799	966	1088	1221
183-36-24- □	36 x 36	68	788	816	877	1093	1249	1399
183-42-32- □	42 x 42	79	1066	1110	1160	1476	1682	1881
183-48-32- □	48 x 48	92	1066	1110	1160	1476	1682	1881



### SATURN SERIES SQUARE

**NOTES:** Standard base finish is black.  
Standard with 3" dia. column on 20", 4" dia. column on 24" and 32".

**OPTIONS:** Other base finishes are available, consult factory.

10% effective 7/11/2024

**GROUP A** 1 2

**GROUP D** 13 3.3

3 4

5 6

14 15

**GROUP B** 7

**GROUP E** 16 17

9 10

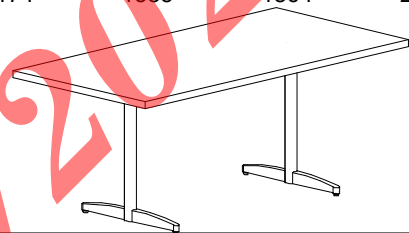
18 19

**GROUP C** 11 12

**GROUP F** 20 21

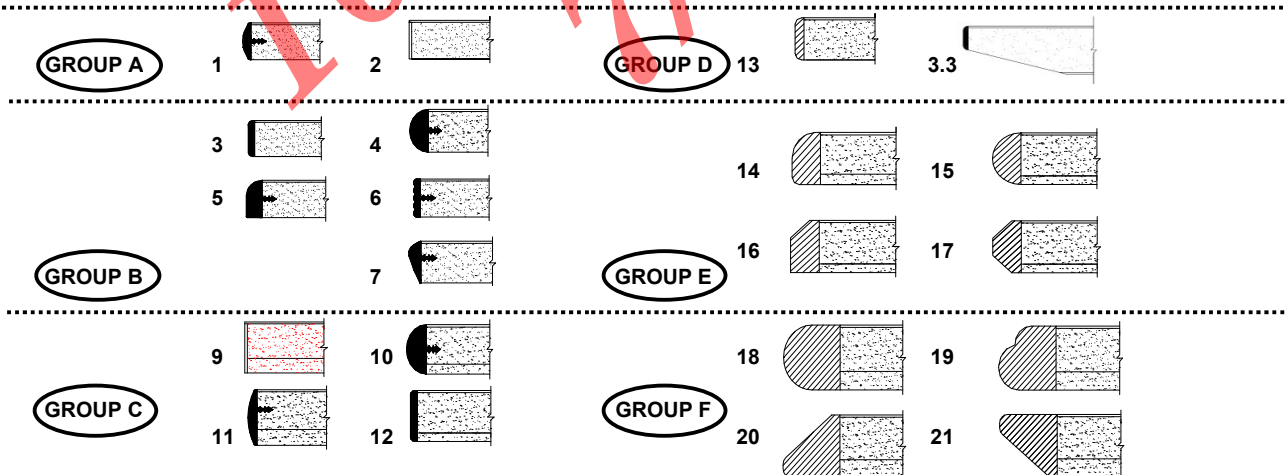
**MULTI-USE TABLES**

MODEL NUMBER	SIZE	WT.	GROUP A	GROUP B	GROUP C	GROUP D	GROUP E	GROUP F
188-2030-15-	20 x 30	37	610	621	673	827	929	1026
188-2036-15-	20 x 36	45	621	633	678	855	975	1083
188-2042-15-	20 x 42	49	633	650	701	912	1060	1203
188-2048-15-	20 x 48	52	633	650	701	912	1060	1203
188-2060-15-	20 x 60	60	667	695	764	998	1157	1334
188-2072-15-	20 x 72	67	707	735	821	1077	1271	1459
188-2096-15-	20 x 96	82	781	827	941	1248	1488	1733
188-2436-20-	24 x 36	49	633	644	690	884	1009	1129
188-2442-20-	24 x 42	54	644	661	713	946	1094	1248
188-2448-20-	24 x 48	58	644	661	713	946	1094	1248
188-2460-20-	24 x 60	67	678	707	775	1020	1203	1374
188-2472-20-	24 x 72	76	718	747	832	1100	1305	1505
188-2484-20-	24 x 84	85	792	838	952	1271	1522	1773
188-2496-20-	24 x 96	94	792	838	952	1271	1522	1773
188-3036-26-	30 x 36	56	690	718	781	969	1112	1243
188-3042-26-	30 x 42	61	707	735	809	1026	1186	1351
188-3048-26-	30 x 48	67	707	735	809	1026	1186	1351
188-3060-26-	30 x 60	78	758	798	884	1129	1317	1505
188-3072-26-	30 x 72	90	809	849	958	1214	1436	1647
188-3084-26-	30 x 84	101	906	963	1100	1402	1664	1932
188-3096-26-	30 x 96	112	906	963	1100	1402	1664	1932
188-3648-26-	36 x 48	76	775	821	849	1129	1305	1482
188-3660-26-	36 x 60	90	832	884	918	1237	1442	1636
188-3672-26-	36 x 72	103	901	952	998	1345	1579	1796
188-3684-26-	36 x 84	117	1032	1112	1174	1585	1864	2126
188-3696-26-	36 x 96	130	1032	1112	1174	1585	1864	2126


**ALUMA CAST SERIES RECTANGULAR**

**NOTES:** Standard base finish is black or silver.  
Other finishes available, consult factory.

**OPTIONS:** For chrome bases consult with factory.  
Black dual wheel casters with brake, add \$80 list per table.  
Flip-top available, see page 112.






phone: (510) 259-6217  
email: info@actionlaminates.com

## MULTI-USE TABLES

MODEL NUMBER	SIZE D x W	WT.	GROUP A	GROUP B	GROUP C	GROUP D	GROUP E	GROUP F
<b>2" SQ. LEGS</b>								
122-3660-2.0-	□ 36 x 60	107	1055	1104	1138	1449	1648	1837
122-3672-2.0-	□ 36 x 72	122	1121	1177	1215	1554	1782	1992
122-3696-2.0-	□ 36 x 96	152	1254	1326	1388	1787	2059	2314
122-4260-2.0-	□ 42 x 60	120	1166	1204	1254	1610	1826	2037
122-4272-2.0-	□ 42 x 72	137	1249	1299	1349	1737	1987	2220
122-4296-2.0-	□ 42 x 96	172	1404	1471	1548	1992	2287	2581
122-4860-2.0-	□ 48 x 60	132	1193	1232	1288	1659	1893	2115
122-4872-2.0-	□ 48 x 72	152	1249	1299	1349	1737	1987	2220
122-4896-2.0-	□ 48 x 96	192	1404	1471	1548	1992	2287	2581
122-6072-2.0-	□ 60 x 72	182	1415	1465	1560	1987	2259	2547
122-6096-2.0-	□ 60 x 96	232	1571	1648	1743	2209	2520	2836

### 2-3/4" SQ. LEGS

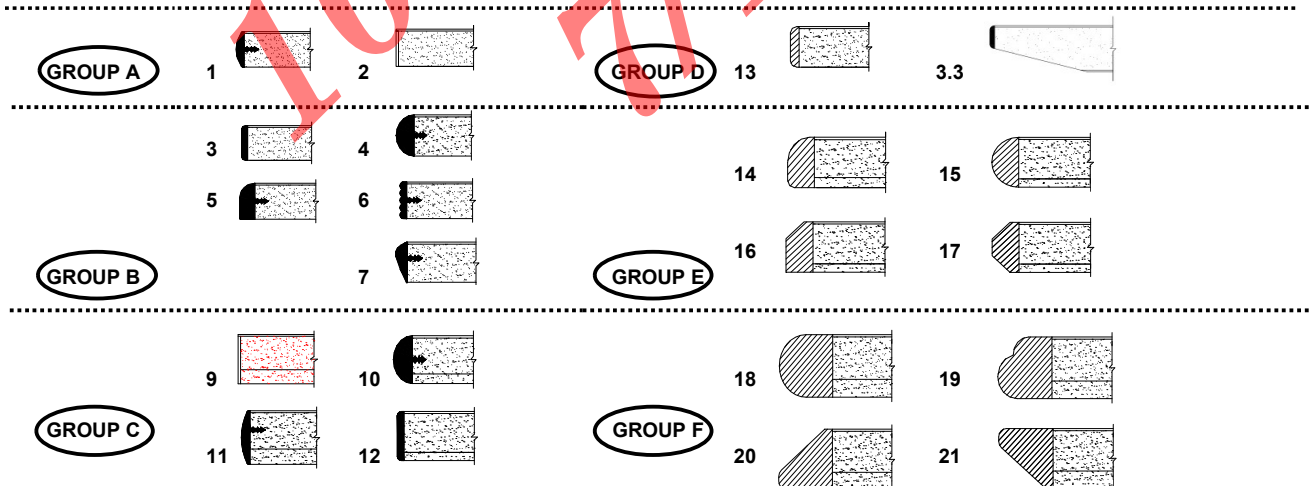
122-4260-2.75-	□ 42 x 60	128	1188	1227	1277	1632	1848	2059
122-4272-2.75-	□ 42 x 72	145	1271	1321	1371	1759	2009	2242
122-4296-2.75-	□ 42 x 96	180	1426	1493	1571	2015	2309	2603
122-4860-2.75-	□ 48 x 60	140	1215	1254	1310	1682	1915	2137
122-4872-2.75-	□ 48 x 72	160	1271	1321	1371	1759	2009	2242
122-4896-2.75-	□ 48 x 96	200	1426	1493	1571	2015	2309	2603
122-6072-2.75-	□ 60 x 72	190	1437	1487	1582	2009	2281	2570
122-6096-2.75-	□ 60 x 96	240	1593	1671	1765	2231	2542	2858



## ANGLED SERIES RECTANGULAR

**NOTES:** Standard base finish is black.  
Other finishes are available, please consult factory.  
Must specify angle of leg: 22° or 30°

**OPTIONS:** Wire management hole, 1-1/4" cutout, \$22  
(on 2-3/4" legs only.)  
Magnetic wire manager cover, steel, \$80








phone: (510) 259-6217  
email: info@actionlaminates.com

## MULTI-USE TABLES

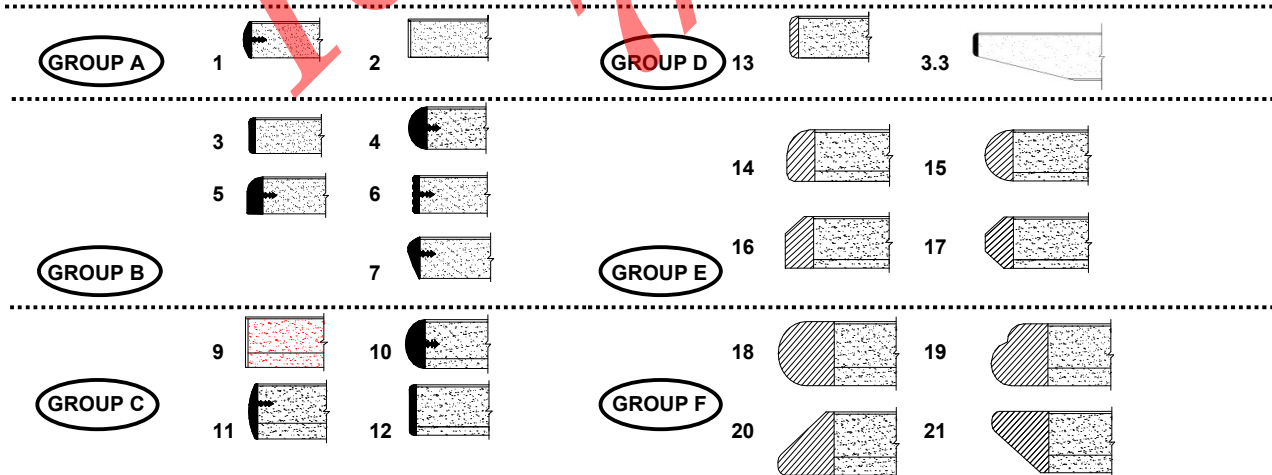
MODEL NUMBER	SIZE	WT.	GROUP A	GROUP B	GROUP C	GROUP D	GROUP E	GROUP F
157-2036-16-	20 x 36	38	605	616	660	833	949	1055
157-2042-16-	20 x 42	43	616	633	683	888	1032	1171
157-2048-16-	20 x 48	46	616	633	683	888	1032	1171
157-2060-16-	20 x 60	54	649	677	744	971	1127	1299
157-2072-16-	20 x 72	61	688	716	799	1049	1238	1421
157-2096-16-	20 x 96	76	760	805	916	1215	1449	1687
157-2436-22-	24 x 36	45	616	627	672	860	982	1099
157-2442-22-	24 x 42	50	627	644	694	921	1066	1215
157-2448-22-	24 x 48	54	627	644	694	921	1066	1215
157-2460-22-	24 x 60	63	660	688	755	993	1171	1338
157-2472-22-	24 x 72	72	699	727	810	1071	1271	1465
157-2484-22-	24 x 84	81	771	816	927	1238	1482	1726
157-2496-22-	24 x 96	90	771	816	927	1238	1482	1726
157-3036-22-	30 x 36	52	638	666	727	910	1049	1177
157-3042-22-	30 x 42	57	655	683	755	966	1121	1282
157-3048-22-	30 x 48	63	655	683	755	966	1121	1282
157-3060-22-	30 x 60	74	705	744	827	1066	1249	1432
157-3072-22-	30 x 72	86	755	794	899	1149	1365	1571
157-3084-22-	30 x 84	97	849	905	1038	1332	1587	1848
157-3096-22-	30 x 96	108	849	905	1038	1332	1587	1848
157-3648-26-	36 x 48	74	744	788	816	1088	1260	1432
157-3660-26-	36 x 60	88	799	849	882	1193	1393	1582
157-3672-26-	36 x 72	101	866	916	960	1299	1526	1737
157-3684-26-	36 x 84	115	993	1071	1132	1532	1804	2059
157-3696-26-	36 x 96	128	993	1071	1132	1532	1804	2059



### ARCH SERIES RECTANGULAR

**NOTES:** Standard base finish is black.  
Other finishes available, consult factory.

**OPTIONS:** Black dual wheel casters with brake, add \$86 list per table.  
Arch Series flip-top tables, see page 113.  
Folding mechanisms for tables 60"w to 96"w only, add \$292 list per T-Table and \$638 list per TT-Table.






phone: (510) 259-6217  
email: info@actionlaminates.com

**S** Stocked Bases

**MULTI-USE TABLES**

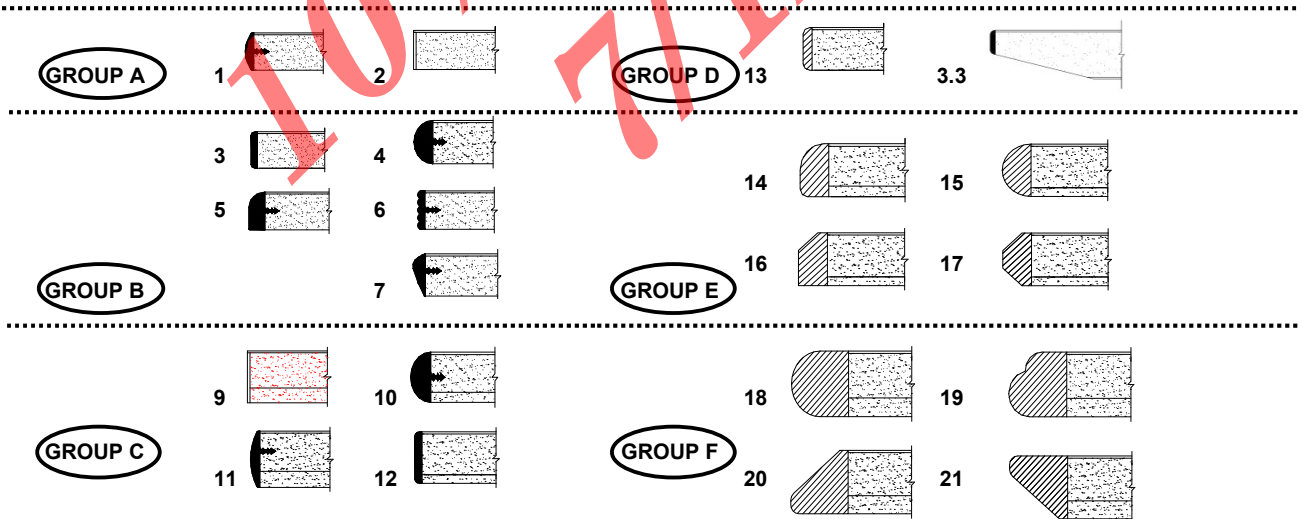
MODEL NUMBER	SIZE	WT.	GROUP A	GROUP B	GROUP C	GROUP D	GROUP E	GROUP F
147-2030-	20 x 30	51	638	649	699	849	949	1043
147-2036-	20 x 36	59	649	660	705	877	993	1099
147-2042-	20 x 42	63	660	677	727	932	1077	1215
147-2048-	20 x 48	66	660	677	727	932	1077	1215
147-2060-	20 x 60	74	694	722	788	1016	1171	1343
147-2072-	20 x 72*	81	733	760	844	1093	1282	1465
147-2436-	24 x 36	63	649	660	705	894	1016	1132
147-2442-	24 x 42	68	660	677	727	955	1099	1249
147-2448-	24 x 48	72	660	677	727	955	1099	1249
147-2460-	24 x 60	81	694	722	788	1027	1204	1371
147-2472-	24 x 72*	90	733	760	844	1104	1304	1499
147-3036-	30 x 36	70	672	699	760	944	1082	1210
147-3042-	30 x 42	75	688	716	788	999	1154	1315
147-3048-	30 x 48	81	688	716	788	999	1154	1315
147-3060-	30 x 60	92	738	777	860	1099	1282	1465
147-3072-	30 x 72*	104	788	827	932	1182	1399	1604
147-3648-	36 x 48	90	755	799	827	1099	1271	1443
147-3660-	36 x 60	104	810	860	894	1204	1404	1593
147-3672-	36 x 72*	117	877	927	971	1310	1537	1748






















**BOOMERANG SERIES RECTANGULAR**

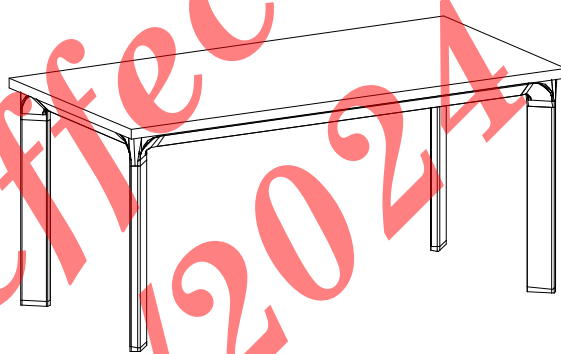
**NOTES:** Standard base finish is black or silver.  
Corner mounting plate is standard.  
\*72" wide tops will have 6" of overhang at each end.

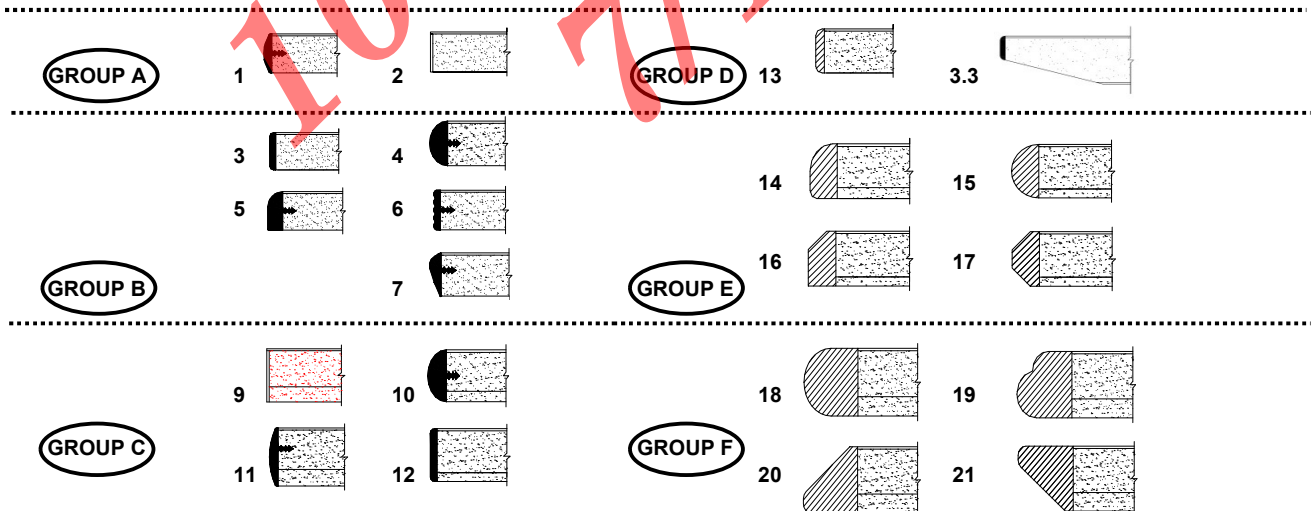
**OPTIONS:** Other finishes are available, consult factory.



**MULTI-USE TABLES**

MODEL NUMBER	SIZE	WT.	GROUP A	GROUP B	GROUP C	GROUP D	GROUP E	GROUP F
	<b>D x W</b>							
163-2436- 	24 x 36	51	959	976	1019	1194	1308	1417
163-2442- 	24 x 42	57	992	1014	1063	1275	1406	1548
163-2448- 	24 x 48	62	1014	1036	1085	1297	1428	1570
163-2460- 	24 x 60	72	1095	1123	1183	1412	1570	1728
163-2472- 	24 x 72	83	1177	1210	1281	1526	1711	1891
163-2484- 	24 x 84	94	1292	1335	1433	1728	1951	2175
163-2496- 	24 x 96	105	1335	1379	1477	1771	1995	2224
163-3036- 	30 x 36	59	1008	1036	1090	1264	1390	1510
163-3042- 	30 x 42	65	1052	1079	1139	1335	1482	1630
163-3048- 	30 x 48	72	1074	1101	1161	1357	1504	1651
163-3060- 	30 x 60	84	1161	1199	1275	1499	1662	1837
163-3072- 	30 x 72	98	1254	1292	1384	1619	1820	2011
163-3084- 	30 x 84	111	1384	1439	1564	1837	2071	2316
163-3096- 	30 x 96	124	1428	1482	1608	1880	2115	2360
163-3648- 	36 x 48	81	1155	1199	1221	1472	1635	1793
163-3660- 	36 x 60	97	1254	1297	1330	1619	1804	1978
163-3672- 	36 x 72	112	1357	1406	1444	1760	1967	2164
163-3684- 	36 x 84	128	1521	1591	1651	2022	2273	2512
163-3696- 	36 x 96	142	1570	1635	1695	2066	2316	2556


**CREW SERIES RECTANGULAR**
**NOTES:** White powder coat frame.


**OPTIONS:** For 6" radius corners group E & F add \$630 list.  
 For 6" radius corner group A - D add \$150 list.




phone: (510) 259-6217  
email: info@actionlaminates.com

## MULTI-USE TABLES

MODEL NUMBER	SIZE	WT.	GROUP A	GROUP B	GROUP C	GROUP D	GROUP E	GROUP F
	<b>D x W</b>							
174-2030-	20 x 30	31	540	550	600	747	845	937
174-2036-	20 x 36	39	550	561	605	774	888	992
174-2042-	20 x 42	43	561	578	627	828	970	1106
174-2048-	20 x 48	46	561	578	627	828	970	1106
174-2060-	20 x 60	54	594	621	687	910	1063	1232
174-2072-	20 x 72*	61	632	659	741	986	1172	1352
174-2436-	24 x 36	43	550	561	605	790	910	1025
174-2442-	24 x 42	48	561	578	627	850	992	1139
174-2448-	24 x 48	52	561	578	627	850	992	1139
174-2460-	24 x 60	61	594	621	687	921	1095	1259
174-2472-	24 x 72*	70	632	659	741	997	1194	1384
174-3036-	30 x 36	50	572	600	659	839	976	1101
174-3042-	30 x 42	55	589	616	687	894	1046	1204
174-3048-	30 x 48	61	589	616	687	894	1046	1204
174-3060-	30 x 60	72	638	676	758	992	1172	1352
174-3072-	30 x 72*	84	687	725	828	1074	1286	1488
174-3648-	36 x 48	70	654	698	725	992	1161	1330
174-3660-	36 x 60	84	709	758	790	1095	1292	1477
174-3672-	36 x 72*	97	774	823	867	1199	1422	1630

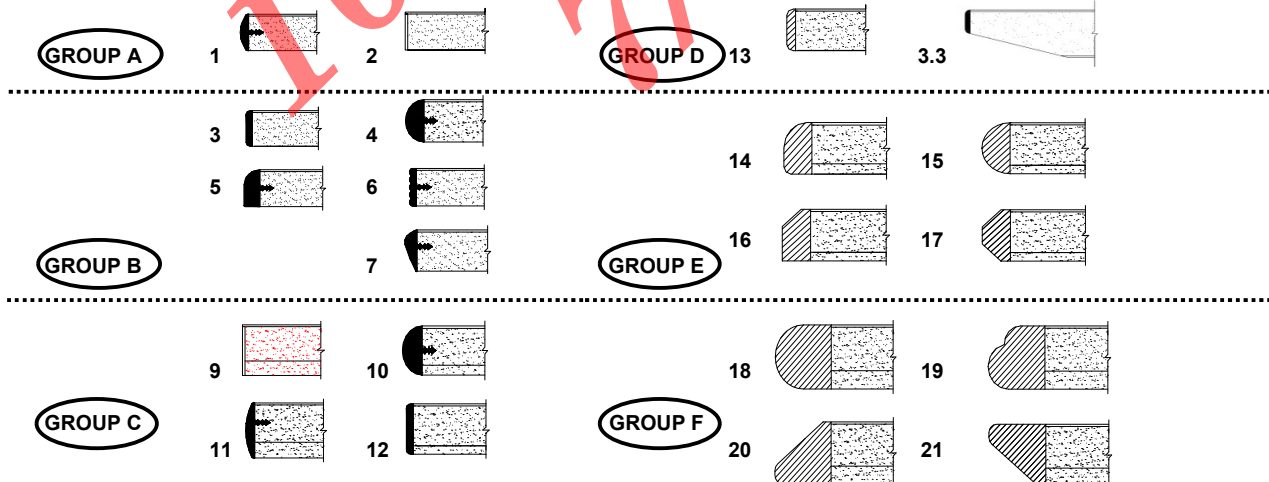


### CYCLONE SERIES RECTANGULAR

**NOTES:** Standard base finish is black or silver.

**OPTIONS:** For chrome bases add \$152 list per table.

\*72" wide tops will have 6" of overhang at each end.

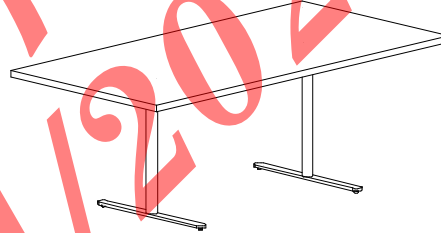




phone: (510) 259-6217  
email: info@actionlaminates.com

## MULTI-USE TABLES

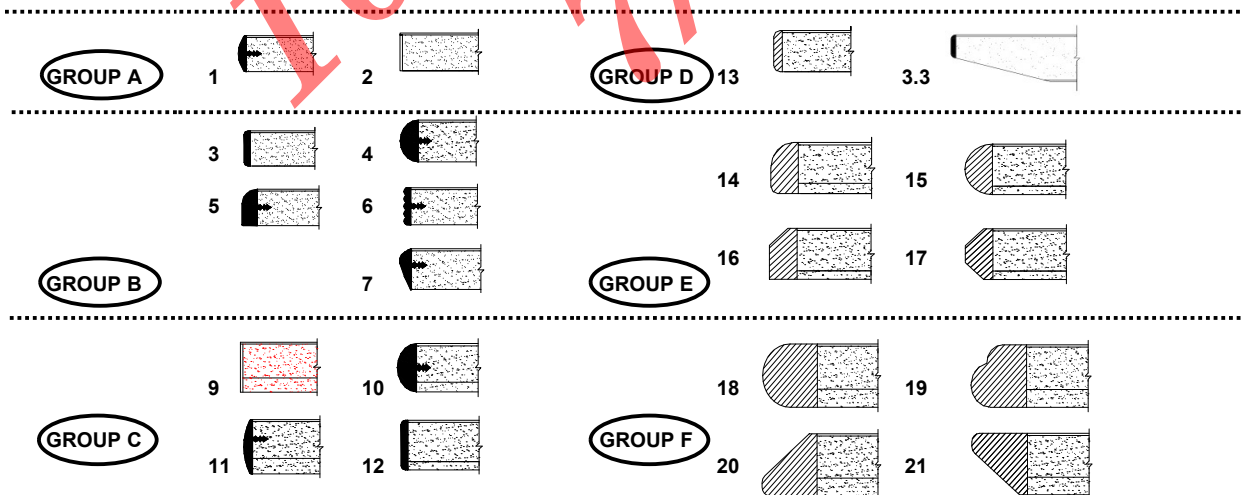
MODEL NUMBER	SIZE	WT.	GROUP A	GROUP B	GROUP C	GROUP D	GROUP E	GROUP F
<b>D x W</b>								
185-2036-18-□	20 x 36	47	905	916	966	1116	1215	1310
185-2042-18-□	20 x 42	51	916	927	971	1143	1260	1365
185-2048-18-□	20 x 48	62	927	944	993	1199	1343	1482
185-2060-18-□	20 x 60	69	927	944	993	1199	1343	1482
185-2072-18-□	20 x 72	76	960	988	1055	1282	1437	1610
185-2084-18-□	20 x 84	84	999	1027	1110	1360	1548	1732
185-2096-18-□	20 x 96	67	1071	1116	1227	1526	1759	1998
185-2436-18-□	24 x 36	51	916	927	971	1160	1282	1399
185-2442-18-□	24 x 42	56	927	944	993	1221	1365	1515
185-2448-18-□	24 x 48	60	927	944	993	1221	1365	1515
185-2460-18-□	24 x 60	69	960	988	1055	1293	1471	1637
185-2472-18-□	24 x 72	78	999	1027	1110	1371	1571	1765
185-2484-18-□	24 x 84	87	1071	1116	1227	1537	1782	2026
185-2496-18-□	24 x 96	96	1071	1116	1227	1537	1782	2026
185-3036-22-□	30 x 36	60	960	988	1049	1232	1371	1499
185-3042-22-□	30 x 42	65	977	1005	1077	1288	1443	1604
185-3048-22-□	30 x 48	71	977	1005	1077	1288	1443	1604
185-3060-22-□	30 x 60	82	1027	1066	1149	1388	1571	1754
185-3072-22-□	30 x 72	94	1077	1116	1221	1471	1687	1893
185-3084-22-□	30 x 84	105	1171	1227	1360	1654	1909	2170
185-3096-22-□	30 x 96	114	1171	1227	1360	1654	1909	2170
185-3648-26-□	36 x 48	90	1055	1099	1127	1399	1571	1743
185-3660-26-□	36 x 60	94	1110	1160	1193	1504	1704	1893
185-3672-26-□	36 x 72	107	1177	1227	1271	1610	1837	2048
185-3684-26-□	36 x 84	121	1304	1382	1443	1843	2115	2370
185-3696-26-□	36 x 96	134	1304	1382	1443	1843	2115	2370



### DUNBAR SERIES RECTANGULAR

**NOTES:** Standard base finish: Black.  
Other finishes available, consult factory.

**OPTIONS:** For chrome bases consult with factory.  
Black dual wheel casters with brake, add \$86 list per table.






phone: (510) 259-6217  
email: info@actionlaminates.com

**S** Stocked Bases

**MULTI-USE TABLES**

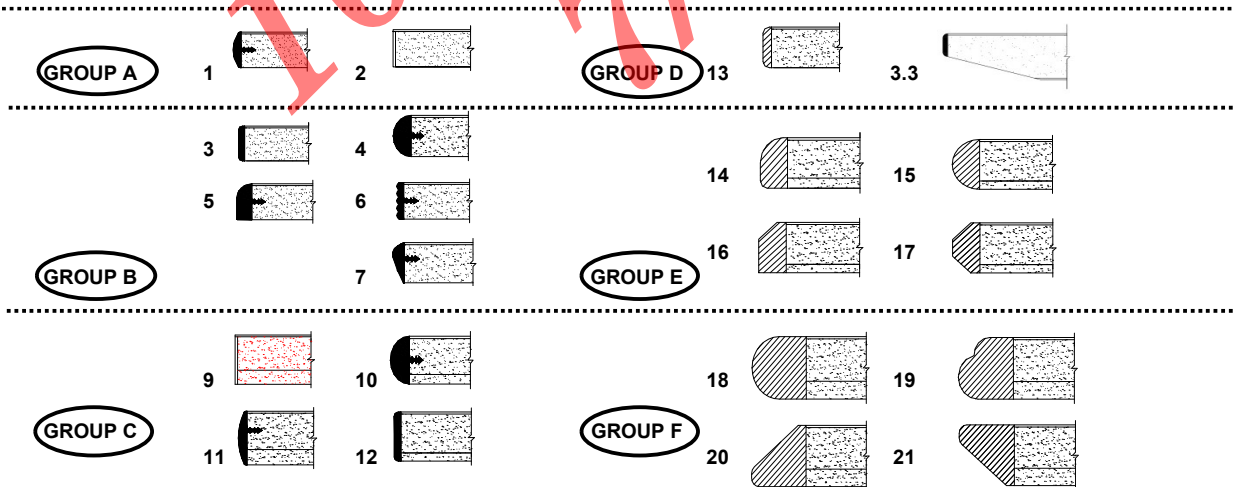
MODEL NUMBER	SIZE	WT.	GROUP A	GROUP B	GROUP C	GROUP D	GROUP E	GROUP F
	<b>D x W</b>							
153-2036-18-□	20 x 36	47	627	638	688	838	938	1032
153-2042-18-□	20 x 42	51	638	649	694	866	982	1088
153-2048-18-□	20 x 48	62	649	666	716	921	1066	1204
153-2060-18-□	20 x 60	69	649	666	716	921	1066	1204
153-2072-18-□	20 x 72	76	683	710	777	1005	1160	1332
153-2084-18-□	20 x 84	84	722	749	833	1082	1271	1454
153-2096-18-□	20 x 96	67	794	838	949	1249	1482	1721
153-2436-18-□	24 x 36	51	638	649	694	882	1005	1121
153-2442-18-□	24 x 42	56	649	666	716	944	1088	1238
153-2448-18-□	24 x 48	60	649	666	716	944	1088	1238
153-2460-18-□	24 x 60	69	683	710	777	1016	1193	1360
153-2472-18-□	24 x 72	78	722	749	833	1093	1293	1487
153-2484-18-□	24 x 84	87	794	838	949	1260	1504	1748
153-2496-18-□	24 x 96	96	794	838	949	1260	1504	1748
153-3036-22-□	30 x 36	60	660	688	749	932	1071	1199
153-3042-22-□	30 x 42	65	677	705	777	988	1143	1304
153-3048-22-□	30 x 48	71	677	705	777	988	1143	1304
153-3060-22-□	30 x 60	82	727	766	849	1088	1271	1454
153-3072-22-□	30 x 72	94	777	816	921	1171	1388	1593
153-3084-22-□	30 x 84	105	871	927	1060	1354	1610	1870
153-3096-22-□	30 x 96	114	871	927	1060	1354	1610	1870
153-3648-26-□	36 x 48	90	755	799	827	1099	1271	1443
153-3660-26-□	36 x 60	94	810	860	894	1204	1404	1593
153-3672-26-□	36 x 72	107	877	927	971	1310	1537	1748
153-3684-26-□	36 x 84	121	1005	1082	1143	1543	1815	2070
153-3696-26-□	36 x 96	134	1005	1082	1143	1543	1815	2070



**DURA SERIES RECTANGULAR**

**NOTES:** Standard base finishes: Black or Silver.  
Other finishes available. consult factory.

**OPTIONS:** For chrome bases consult factory.  
Black dual wheel casters with brake, add \$86 list per table.  
Flip tops available, see page 114.



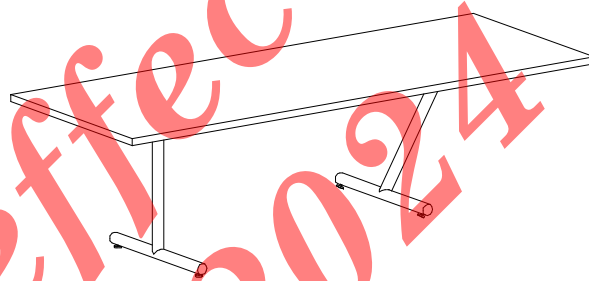




phone: (510) 259-6217  
email: info@actionlaminates.com

## MULTI-USE TABLES

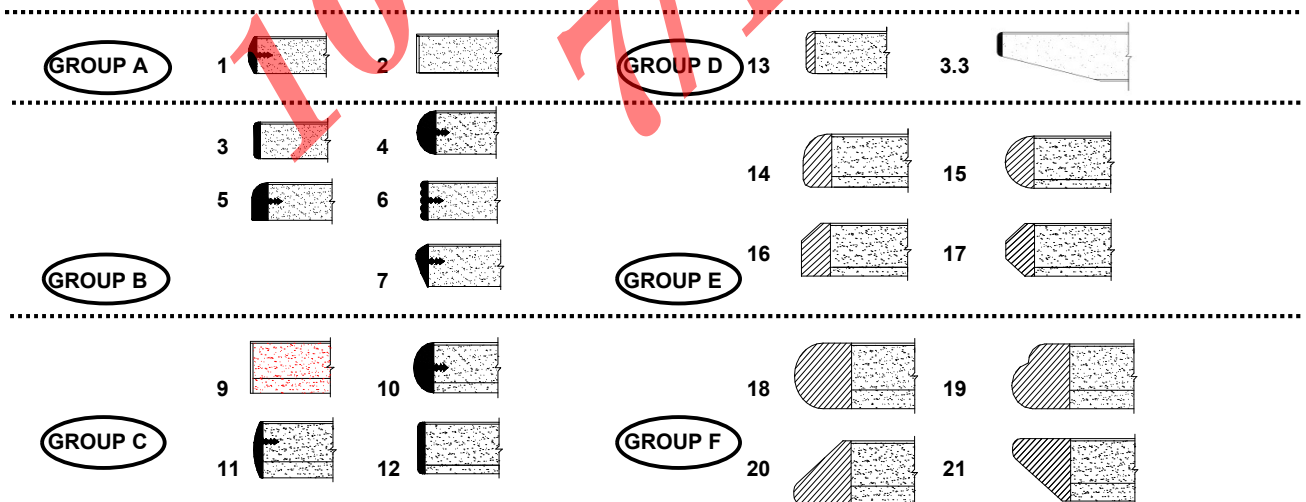
MODEL NUMBER	SIZE	WT.	GROUP A	GROUP B	GROUP C	GROUP D	GROUP E	GROUP F
	<b>D x W</b>							
154-2060-18-	20 x 60	62	1082	1110	1177	1404	1560	1732
154-2072-18-	20 x 72	69	1121	1149	1232	1482	1671	1854
154-2084-18-	20 x 84	76	1193	1238	1349	1648	1881	2120
154-2096-18-	20 x 96	84	1193	1238	1349	1648	1881	2120
154-2460-18-	24 x 60	69	1082	1110	1177	1415	1593	1759
154-2472-18-	24 x 72	78	1121	1149	1232	1493	1693	1887
154-2484-18-	24 x 84	87	1193	1238	1349	1659	1904	2148
154-2496-18-	24 x 96	96	1193	1238	1349	1659	1904	2148
154-3060-22-	30 x 60	82	1127	1166	1249	1487	1671	1854
154-3072-22-	30 x 72	94	1177	1215	1321	1571	1787	1992
154-3084-22-	30 x 84	105	1271	1326	1460	1754	2009	2270
154-3096-22-	30 x 96	116	1271	1326	1460	1754	2009	2270
154-3660-26-	36 x 60	94	1210	1260	1293	1604	1804	1992
154-3672-26-	36 x 72	107	1277	1326	1371	1709	1937	2148
154-3684-26-	36 x 84	121	1404	1482	1543	1943	2214	2470
154-3696-26-	36 x 96	134	1404	1482	1543	1943	2214	2470



### DURA SERIES RECTANGULAR W/ FOLDING LEGS

**NOTES:** Standard base finishes: Black or


**OPTIONS:** For chrome bases consult factory  
Other finishes are available, consult factory.





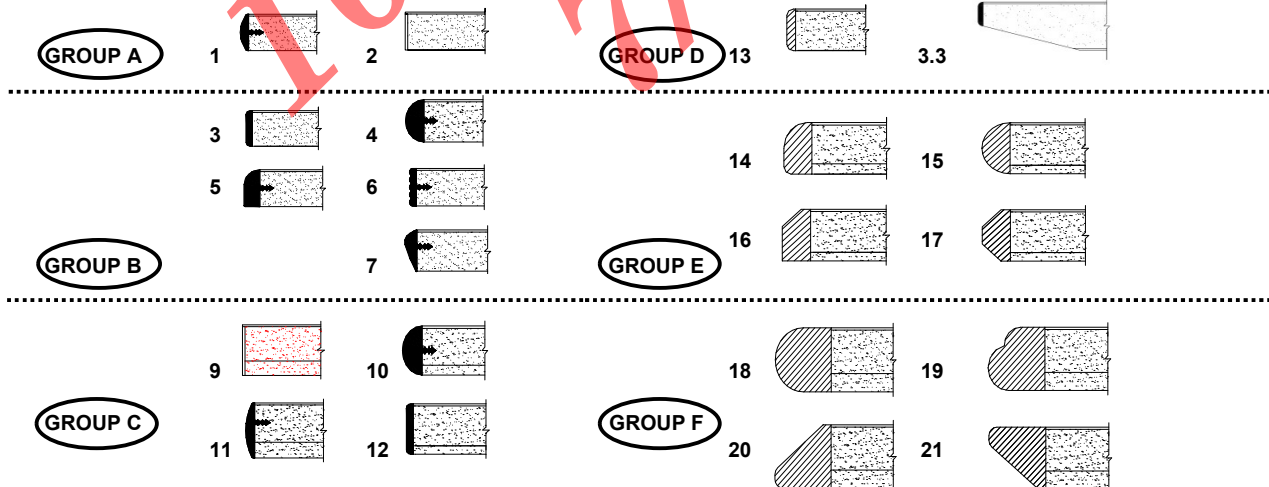
**MULTI-USE TABLES**

MODEL NUMBER	SIZE	WT.	GROUP A	GROUP B	GROUP C	GROUP D	GROUP E	GROUP F
<b>D x W</b>								
189-2030-□	20 x 30	55	749	760	810	960	1060	1154
189-2036-□	20 x 36	63	760	771	816	988	1104	1210
189-2042-□	20 x 42	67	771	788	838	1043	1188	1326
189-2048-□	20 x 48	70	771	788	838	1043	1188	1326
189-2060-□	20 x 60	78	805	833	899	1127	1282	1454
189-2072-□	20 x 72*	85	844	871	955	1204	1393	1576
189-2436-□	24 x 36	67	760	771	816	1005	1127	1243
189-2442-□	24 x 42	72	771	788	838	1066	1210	1360
189-2448-□	24 x 48	76	771	788	838	1066	1210	1360
189-2460-□	24 x 60	85	805	833	899	1138	1315	1482
189-2472-□	24 x 72*	94	844	871	955	1215	1415	1610
189-3036-□	30 x 36	74	783	810	871	1055	1193	1321
189-3042-□	30 x 42	79	799	827	899	1110	1265	1426
189-3048-□	30 x 48	85	799	827	899	1110	1265	1426
189-3060-□	30 x 60	96	849	888	971	1210	1393	1576
189-3072-□	30 x 72*	108	899	938	1043	1293	1510	1715
189-3648-□	36 x 48	94	866	910	938	1210	1382	1554
189-3660-□	36 x 60	108	921	971	1005	1315	1515	1704
189-3672-□	36 x 72*	121	988	1038	1082	1421	1648	1859


**FOCAL SERIES RECTANGULAR**

**NOTES:** Standard base finishes: Black or Silver.  
 Standard with 3" dia column bases.  
 \*72" wide tops will have 6" of overhang at each end.

**OPTIONS:** For chrome bases add \$285 list per table.  
 Other finishes are available, consult factory.





phone: (510) 259-6217  
email: info@actionlaminates.com

## MULTI-USE TABLES

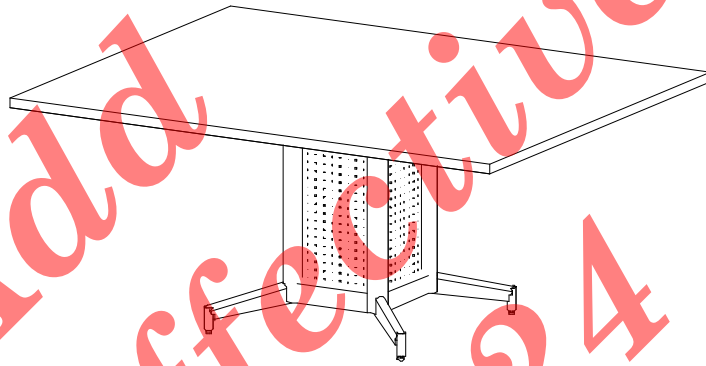
MODEL NUMBER	SIZE D x Ht.	WT.	GROUP A	GROUP B	GROUP C	GROUP D	GROUP E	GROUP F
--------------	-----------------	-----	---------	---------	---------	---------	---------	---------

### STANDARD HEIGHT

128-4860-51-	48x60x29	164	2827	2867	2924	3306	3545	3773
128-6072-56-	60x72x29	216	3072	3124	3221	3659	3939	4235

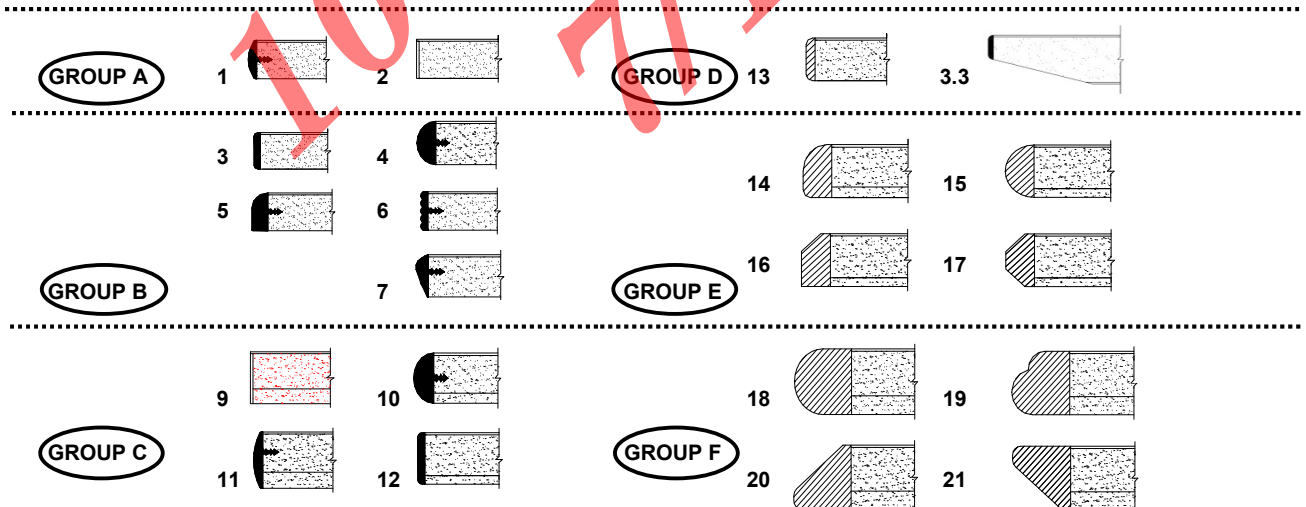
### STANDING HEIGHT

128-SH-4860-51-	48x60x42	170	3124	3164	3221	3602	3842	4070
128-SH-6072-56-	60x72x42	222	3369	3420	3517	3956	4235	4532



### MEDIA BASE SERIES RECTANGULAR

- NOTES:** Standard base finish is black.  
 \* Perforated steel panels included  
 \* Panels are removable for easy cord management  
 \* Power/Data Module opening between leg columns 10-1/2" x 10-1/2"
- OPTIONS:** Other finishes are available, consult factory for pricing.





phone: (510) 259-6217  
email: info@actionlaminates.com

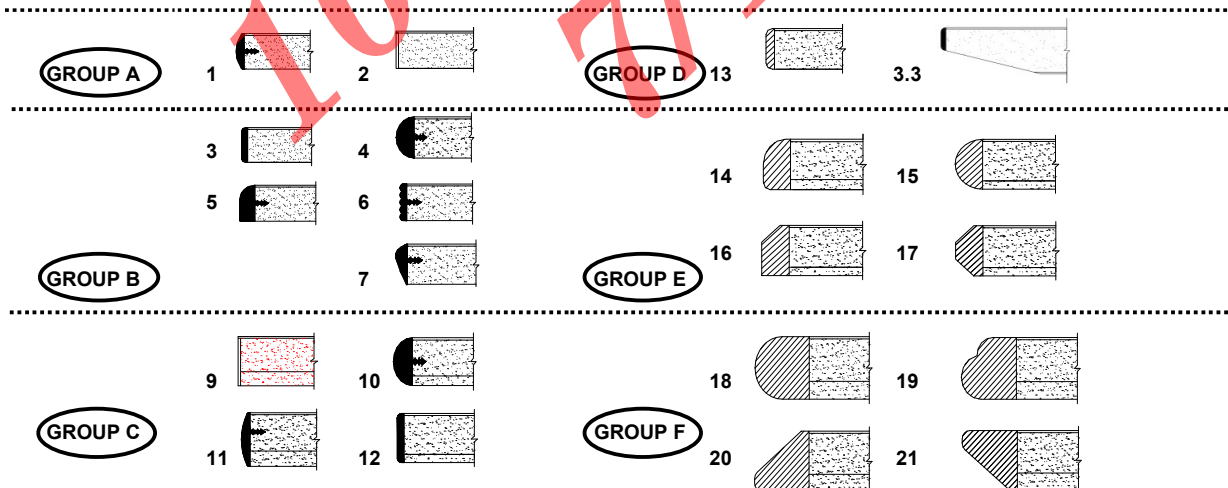
## MULTI-USE TABLES

MODEL NUMBER	SIZE	WT.	GROUP A	GROUP B	GROUP C	GROUP D	GROUP E	GROUP F
	<b>D x W</b>							
170-2030-□	20 x 30	53	610	627	644	842	955	1062
170-2036-□	20 x 36	61	627	655	678	881	1017	1141
170-2042-□	20 x 42	65	672	695	718	983	1136	1300
170-2048-□	20 x 48	68	672	695	718	983	1136	1300
170-2060-□	20 x 60	76	729	763	785	1107	1288	1469
170-2072-□	20 x 72	83	791	831	864	1220	1429	1639
170-2084-□	20 x 84	90	893	932	961	1435	1701	1972
170-2096-□	20 x 96	98	893	932	961	1435	1701	1972
170-2436-□	24 x 36	65	661	684	706	944	1085	1215
170-2442-□	24 x 42	70	701	729	751	1040	1203	1373
170-2448-□	24 x 48	74	701	729	751	1040	1203	1373
170-2460-□	24 x 60	83	763	797	825	1153	1350	1542
170-2472-□	24 x 72	92	825	864	893	1271	1492	1712
170-2484-□	24 x 84	101	955	989	1023	1514	1791	2062
170-2496-□	24 x 96	110	955	989	1023	1514	1791	2062
170-3036-□	30 x 36	72	785	814	842	1090	1237	1390
170-3042-□	30 x 42	77	791	825	848	1147	1322	1514
170-3048-□	30 x 48	83	791	825	848	1147	1322	1514
170-3060-□	30 x 60	94	870	915	944	1294	1492	1706
170-3072-□	30 x 72	106	949	1000	1028	1413	1655	1893
170-3084-□	30 x 84	117	1102	1136	1187	1678	1972	2260
170-3096-□	30 x 96	128	1102	1136	1187	1678	1972	2260
170-3648-□	36 x 48	92	983	1034	1062	1373	1571	1763
170-3660-□	36 x 60	106	1074	1130	1170	1526	1746	1966
170-3672-□	36 x 72	119	1181	1237	1283	1672	1921	2170
170-3684-□	36 x 84	133	1379	1463	1537	1983	2300	2593
170-3696-□	36 x 96	146	1379	1463	1537	1983	2300	2593



### PANEL END - RECTANGLE

NOTES: Standard with two panel legs and one 9" high stretcher mounted at center.  
Stretcher panel may be specified at location other than center.

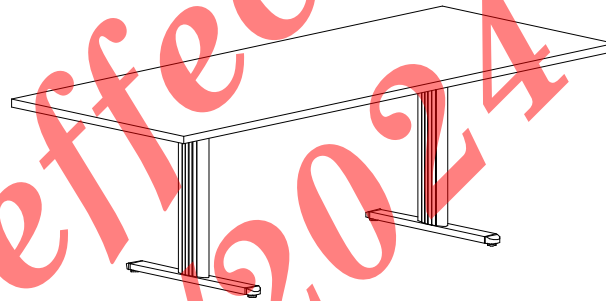




phone: (510) 259-6217  
email: info@actionlaminates.com

## MULTI-USE TABLES

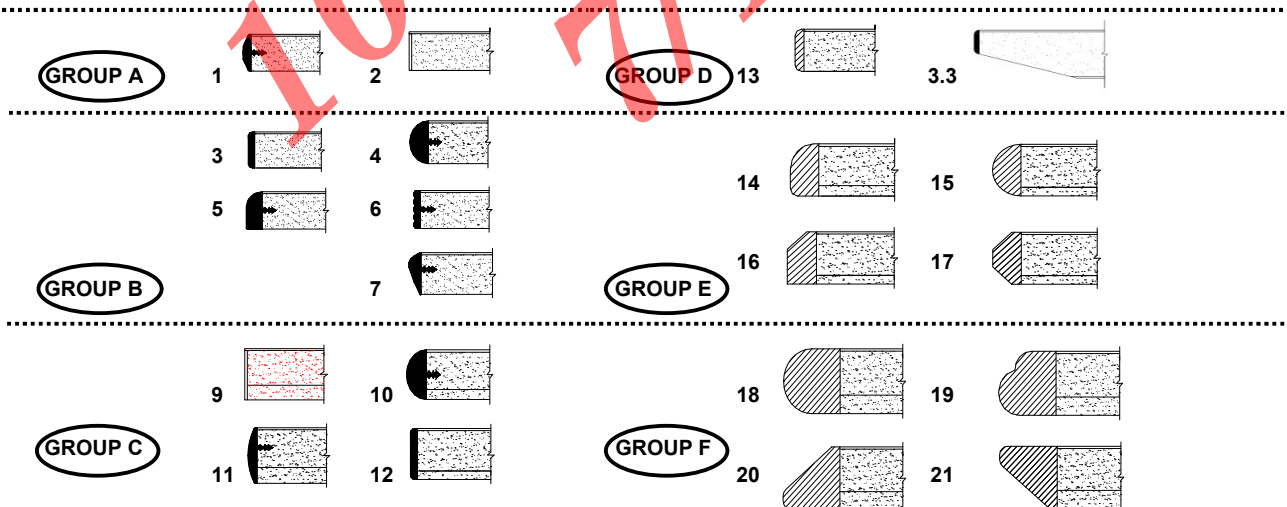
MODEL NUMBER	SIZE	WT.	GROUP A	GROUP B	GROUP C	GROUP D	GROUP E	GROUP F
	<b>D x W</b>							
173-2436-22-☐	24 x 36	53	701	713	758	952	1077	1197
173-2442-22-☐	24 x 42	58	713	730	781	1015	1163	1317
173-2448-22-☐	24 x 48	62	713	730	781	1015	1163	1317
173-2460-22-☐	24 x 60	71	747	775	844	1089	1271	1442
173-2472-22-☐	24 x 72	80	787	815	901	1169	1374	1573
173-2484-22-☐	24 x 84	89	861	906	1020	1340	1590	1841
173-2496-22-☐	24 x 96	98	861	906	1020	1340	1590	1841
173-3036-27-☐	30 x 36	60	724	752	815	1003	1146	1277
173-3042-27-☐	30 x 42	65	741	770	844	1060	1220	1385
173-3048-27-☐	30 x 48	71	741	770	844	1060	1220	1385
173-3060-27-☐	30 x 60	82	792	832	918	1163	1351	1539
173-3072-27-☐	30 x 72	94	844	884	992	1248	1471	1682
173-3084-27-☐	30 x 84	105	941	998	1134	1436	1699	1967
173-3096-27-☐	30 x 96	116	941	998	1134	1436	1699	1967
173-3648-27-☐	36 x 48	80	821	866	895	1174	1351	1528
173-3660-27-☐	36 x 60	94	878	929	963	1283	1488	1682
173-3672-27-☐	36 x 72	107	946	998	1043	1391	1625	1841
173-3684-27-☐	36 x 84	121	1077	1157	1220	1630	1910	2172
173-3696-27-☐	36 x 96	134	1077	1157	1220	1630	1910	2172



### PETRA SERIES RECTANGULAR

**NOTES:** Standard base finish is black.  
Other finishes are available, consult factory.  
C-Style bases available at no up charge; please specify.

**OPTIONS:** Petra Leg Wire Raceway (vertical) add \$85 list per table.

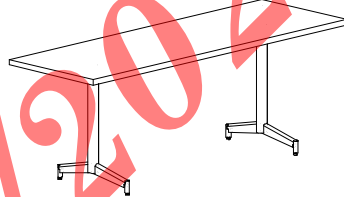




phone: (510) 259-6217  
email: info@actionlaminates.com

## MULTI-USE TABLES

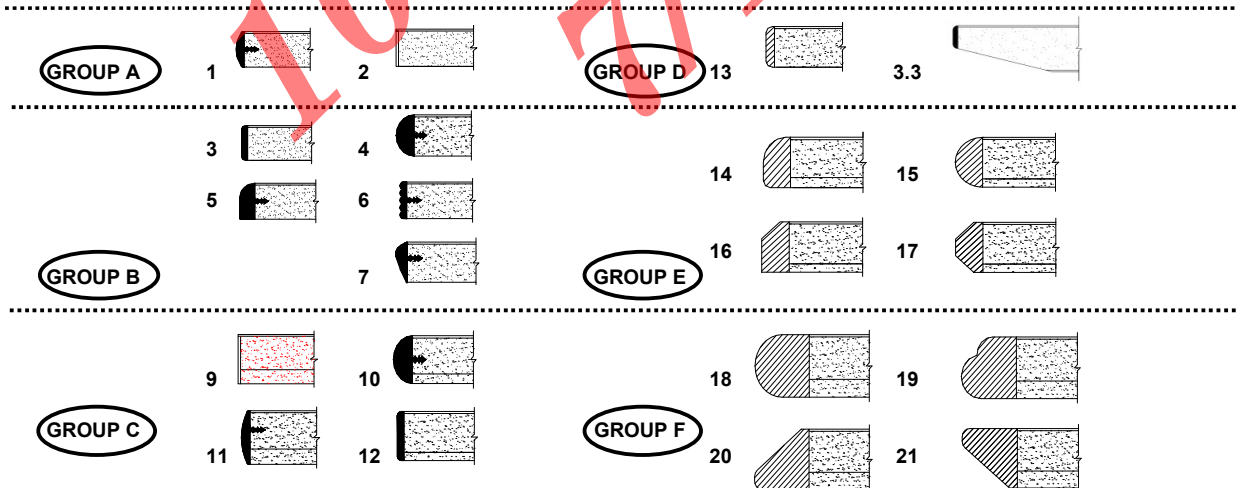
MODEL NUMBER	SIZE	WT.	GROUP A	GROUP B	GROUP C	GROUP D	GROUP E	GROUP F
	<b>D x W</b>							
125-2036-16-☐	20 x 36	35	678	690	741	895	998	1094
125-2042-16-☐	20 x 42	43	690	701	747	923	1043	1151
125-2048-16-☐	20 x 48	47	701	718	770	980	1129	1271
125-2060-16-☐	20 x 60	50	701	718	770	980	1129	1271
125-2072-16-☐	20 x 72	58	735	764	832	1066	1226	1402
125-2084-16-☐	20 x 84	65	775	804	889	1146	1340	1528
125-2096-16-☐	20 x 96	80	849	895	1009	1317	1556	1801
125-2436-20-☐	24 x 36	49	701	713	758	952	1077	1197
125-2442-20-☐	24 x 42	54	713	730	781	1015	1163	1317
125-2448-20-☐	24 x 48	58	713	730	781	1015	1163	1317
125-2460-20-☐	24 x 60	67	747	775	844	1089	1271	1442
125-2472-20-☐	24 x 72	76	787	815	901	1169	1374	1573
125-2484-20-☐	24 x 84	85	861	906	1020	1340	1590	1841
125-2496-20-☐	24 x 96	94	861	906	1020	1340	1590	1841
125-3036-26-☐	30 x 36	56	758	787	849	1037	1180	1311
125-3042-26-☐	30 x 42	61	775	804	878	1094	1254	1419
125-3048-26-☐	30 x 48	67	775	804	878	1094	1254	1419
125-3060-26-☐	30 x 60	78	827	866	952	1197	1385	1573
125-3072-26-☐	30 x 72	90	878	918	1026	1283	1505	1716
125-3084-26-☐	30 x 84	101	975	1032	1169	1471	1733	2001
125-3096-26-☐	30 x 96	112	975	1032	1169	1471	1733	2001
125-3648-26-☐	36 x 48	76	844	889	918	1197	1374	1550
125-3660-26-☐	36 x 60	90	901	952	986	1305	1511	1704
125-3672-26-☐	36 x 72	103	969	1020	1066	1414	1647	1864
125-3684-26-☐	36 x 84	117	1100	1180	1243	1653	1932	2195
125-3696-26-☐	36 x 96	130	1100	1180	1243	1653	1932	2195



### PROPEL SERIES RECTANGULAR

**NOTES:** Standard base finish is black.

**OPTIONS:** For chrome bases add \$116 list per table.  
Black dual wheel casters with brake, add \$86 list.  
Flip-top available, see page 115.

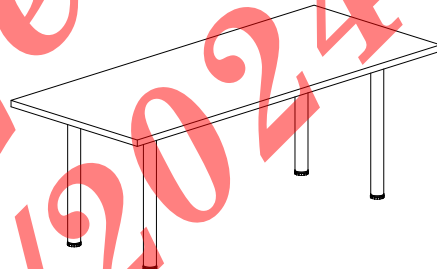




phone: (510) 259-6217  
email: info@actionlaminates.com

## MULTI-USE TABLES

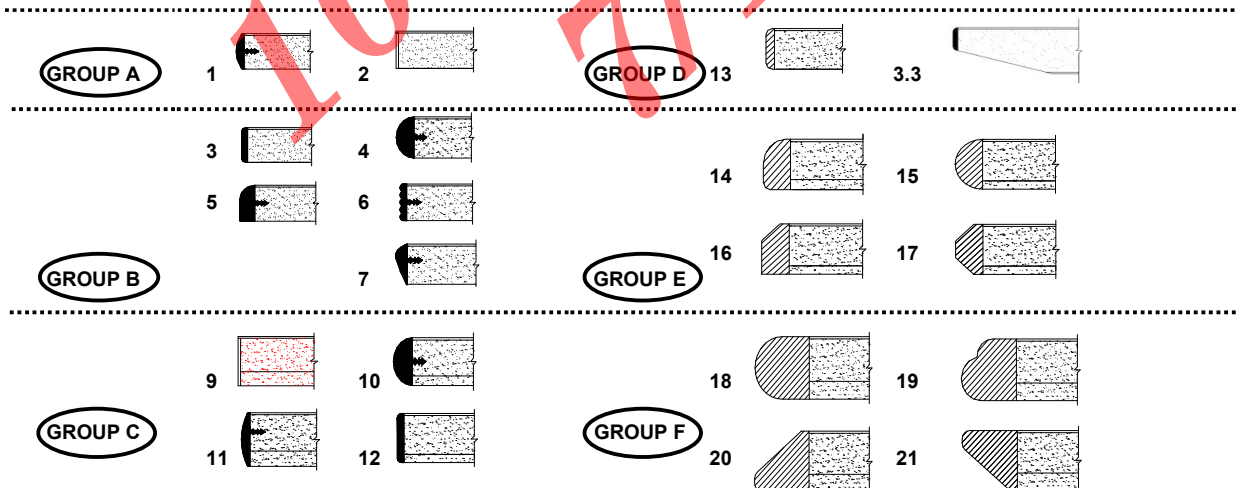
MODEL NUMBER	SIZE	WT.	GROUP A	GROUP B	GROUP C	GROUP D	GROUP E	GROUP F
	<b>D x W</b>							
166-2030-□	20 x 30	31	559	571	622	774	876	972
166-2036-□	20 x 36	39	571	582	627	802	921	1028
166-2042-□	20 x 42	43	582	599	650	859	1006	1147
166-2048-□	20 x 48	46	582	599	650	859	1006	1147
166-2060-□	20 x 60	54	616	644	712	944	1102	1277
166-2072-□	20 x 72*	61	655	684	768	1023	1215	1401
166-2436-□	24 x 36	43	571	582	627	819	944	1062
166-2442-□	24 x 42	48	582	599	650	881	1028	1181
166-2448-□	24 x 48	52	582	599	650	881	1028	1181
166-2460-□	24 x 60	61	616	644	712	955	1136	1305
166-2472-□	24 x 72*	70	655	684	768	1034	1237	1435
166-3036-□	30 x 36	50	593	622	684	870	1011	1141
166-3042-□	30 x 42	55	610	638	712	927	1085	1249
166-3048-□	30 x 48	61	610	638	712	927	1085	1249
166-3060-□	30 x 60	72	661	701	785	1028	1215	1401
166-3072-□	30 x 72*	84	712	751	859	1113	1333	1542
166-3648-□	36 x 48	70	678	723	751	1028	1203	1379
166-3660-□	36 x 60	84	735	785	819	1136	1339	1531
166-3672-□	36 x 72*	97	802	853	898	1243	1475	1689



### RONDELLA SERIES RECTANGULAR

**NOTES:** Standard base finish is black.  
\*72" wide tops will have 6" of overhang at each end.

**OPTIONS:** For chrome bases add \$64 list per table.  
Black dual wheel casters with brake, add \$110 list.  
Black single wheel "total lock" casters, add \$200 list.








phone: (510) 259-6217  
email: info@actionlaminates.com

## MULTI-USE TABLES

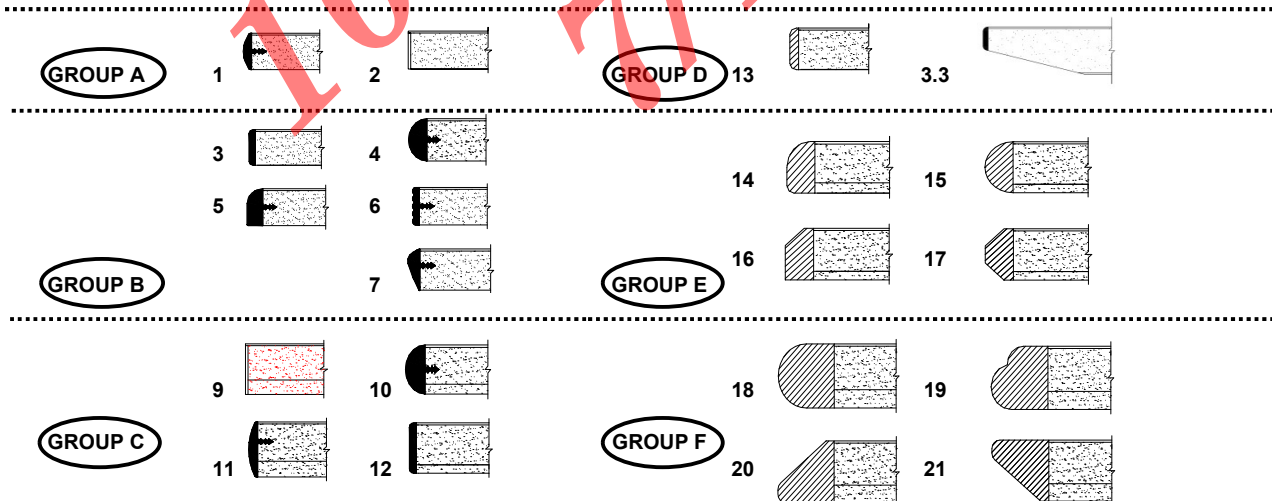
MODEL NUMBER	SIZE	WT.	GROUP A	GROUP B	GROUP C	GROUP D	GROUP E	GROUP F
<b>D x W</b>								
291-2424-29-	24 x 24 x 29	62	1468	1479	1529	1656	1745	1845
291-2436-29-	24 x 36 x 29	73	1511	1522	1566	1755	1877	1993
291-2442-29-	24 x 42 x 29	80	1543	1559	1609	1837	1981	2131
291-2448-29-	24 x 48 x 29	86	1567	1583	1633	1861	2005	2155
291-2460-29-	24 x 60 x 29	98	1630	1657	1724	1963	2140	2307
291-2472-29-	24 x 72 x 29	111	1722	1750	1833	2094	2294	2488
291-3030-29-	30 x 30 x 29	77	1507	1534	1590	1756	1879	2012
291-3036-29-	30 x 36 x 29	82	1538	1566	1627	1810	1948	2076
291-3042-29-	30 x 42 x 29	89	1576	1603	1676	1886	2042	2203
291-3048-29-	30 x 48 x 29	96	1593	1621	1693	1904	2059	2220
291-3060-29-	30 x 60 x 29	111	1683	1722	1805	2044	2227	2410
291-3072-29-	30 x 72 x 29	127	1788	1826	1932	2182	2398	2603
291-3636-29-	36 x 36 x 29	95	1574	1602	1663	1880	2035	2185
291-3642-29-	36 x 42 x 29	101	1652	1697	1725	1996	2169	2341
291-3648-29-	36 x 48 x 29	107	1667	1712	1739	2011	2183	2355
291-3660-29-	36 x 60 x 29	125	1766	1816	1850	2160	2360	2549
291-3672-29-	36 x 72 x 29	142	1885	1935	1980	2318	2546	2757
291-4242-29-	42 x 42 x 29	114	1754	1799	1849	2165	2370	2570
291-4248-29-	42 x 48 x 29	125	1770	1815	1865	2181	2386	2586
291-4260-29-	42 x 60 x 29	147	1900	1939	1994	2366	2599	2821
291-4272-29-	42 x 72 x 29	168	2029	2085	2140	2551	2812	3062
291-4848-29-	48 x 48 x 29	137	1775	1820	1870	2186	2392	2591
291-4860-29-	48 x 60 x 29	161	1918	1957	2012	2384	2617	2839
291-4872-29-	48 x 72 x 29	185	2052	2108	2163	2574	2835	3084



### METAL FRAME PARSONS TABLE STANDARD HEIGHT 29"

**NOTES:** Standard base finish is black and silver.  
For additional finish color consult the factory

**OPTIONS:** Black dual wheel casters with brake, add \$86 list.



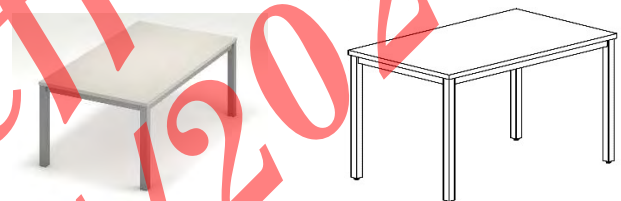




phone: (510) 259-6217  
email: info@actionlaminates.com

## MULTI-USE TABLES

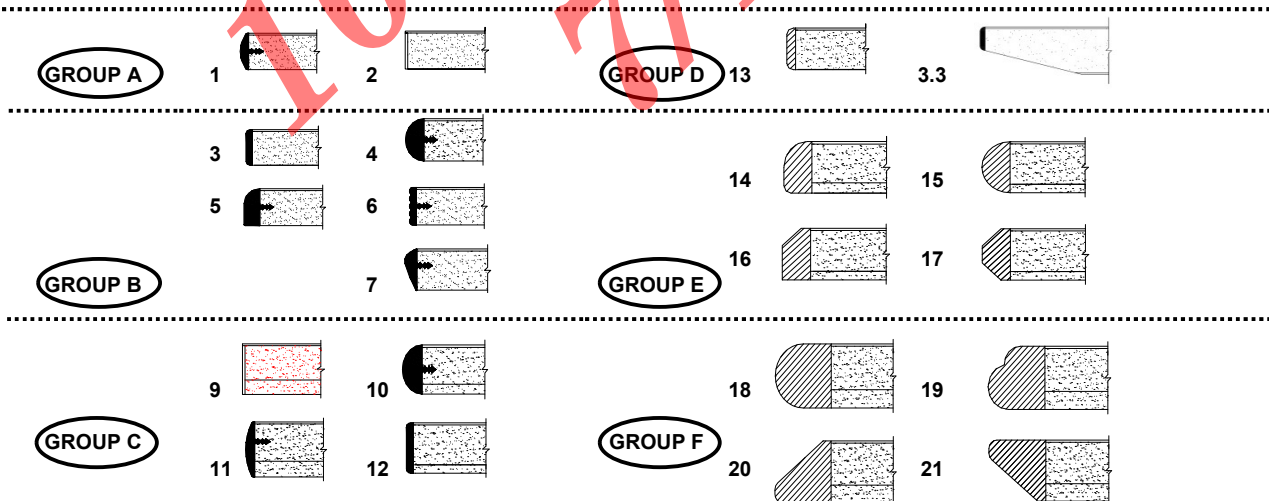
MODEL NUMBER	SIZE D x W x H	WT.	GROUP A	GROUP B	GROUP C	GROUP D	GROUP E	GROUP F
291-2424-36-	24 x 24 x 36	69	1518	1529	1579	1707	1796	1896
291-2436-36-	24 x 36 x 36	79	1562	1574	1618	1807	1929	2045
291-2442-36-	24 x 42 x 36	86	1593	1610	1660	1888	2032	2182
291-2448-36-	24 x 48 x 36	92	1617	1634	1684	1911	2056	2205
291-2460-36-	24 x 60 x 36	105	1681	1709	1776	2014	2192	2359
291-2472-36-	24 x 72 x 36	118	1774	1802	1885	2146	2346	2540
291-3030-36-	30 x 30 x 36	83	1557	1585	1641	1807	1929	2062
291-3036-36-	30 x 36 x 36	88	1591	1619	1680	1863	2002	2129
291-3042-36-	30 x 42 x 36	95	1628	1655	1727	1938	2094	2255
291-3048-36-	30 x 48 x 36	103	1644	1671	1744	1954	2110	2271
291-3060-36-	30 x 60 x 36	118	1733	1772	1856	2094	2277	2461
291-3072-36-	30 x 72 x 36	133	1838	1877	1983	2232	2449	2654
291-3636-36-	36 x 36 x 36	101	1626	1654	1715	1932	2087	2237
291-3642-36-	36 x 42 x 36	108	1704	1749	1776	2048	2220	2392
291-3648-36-	36 x 48 x 36	114	1720	1765	1793	2065	2237	2409
291-3660-36-	36 x 60 x 36	132	1818	1868	1902	2212	2412	2601
291-3672-36-	36 x 72 x 36	148	1936	1986	2030	2369	2596	2807
291-4242-36-	42 x 42 x 36	121	1805	1849	1899	2216	2421	2621
291-4248-36-	42 x 48 x 36	132	1822	1867	1917	2233	2438	2638
291-4260-36-	42 x 60 x 36	153	1951	1990	2045	2417	2650	2872
291-4272-36-	42 x 72 x 36	174	2080	2135	2191	2602	2863	3112
291-4848-36-	48 x 48 x 36	144	1826	1871	1920	2237	2442	2642
291-4860-36-	48 x 60 x 36	167	1970	2009	2064	2436	2669	2891
291-4872-36-	48 x 72 x 36	191	2103	2158	2214	2624	2885	3135



### METAL FRAME PARSONS TABLE COUNTER HEIGHT 36"

**NOTES:** Standard base finish is black and silver.  
For additional finish color consult the factory

**OPTIONS:** Black dual wheel casters with brake, add \$86 list.

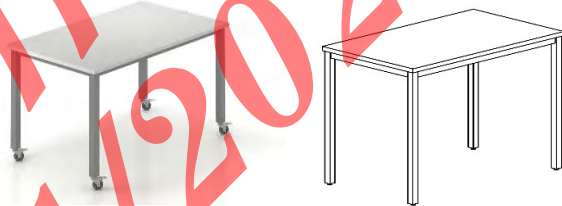




phone: (510) 259-6217  
email: info@actionlaminates.com

## MULTI-USE TABLES

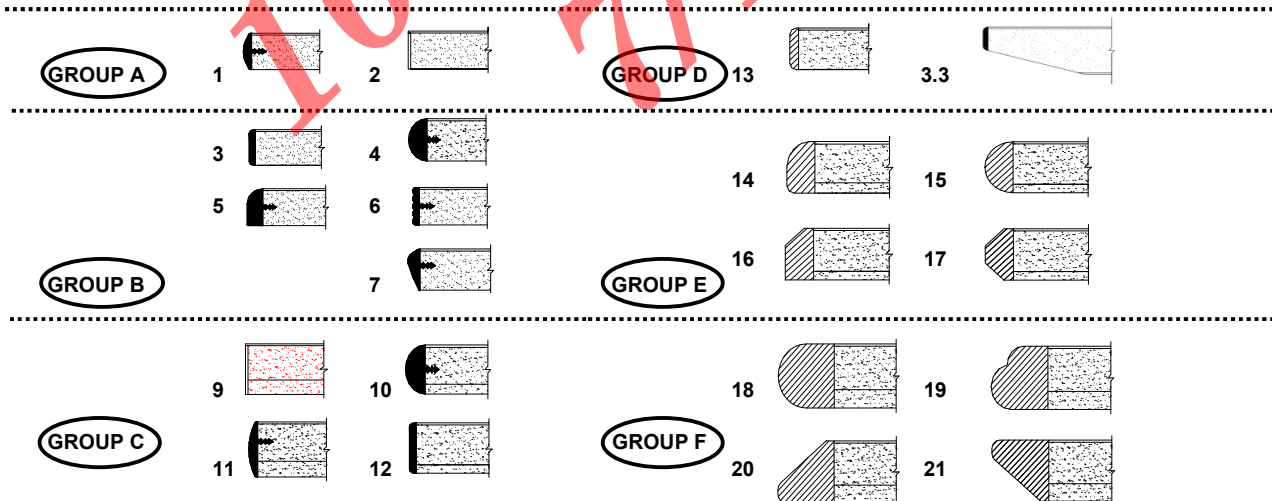
MODEL NUMBER	SIZE	WT.	GROUP A	GROUP B	GROUP C	GROUP D	GROUP E	GROUP F
<b>D x W</b>								
291-2424-42-	24 x 24 x 42	74	1564	1575	1625	1753	1841	1941
291-2436-42-	24 x 36 x 42	85	1608	1619	1664	1852	1974	2091
291-2442-42-	24 x 42 x 42	92	1639	1656	1706	1933	2077	2227
291-2448-42-	24 x 48 x 42	98	1663	1679	1729	1957	2101	2251
291-2460-42-	24 x 60 x 42	110	1727	1755	1821	2060	2238	2404
291-2472-42-	24 x 72 x 42	123	1820	1847	1931	2191	2391	2585
291-3030-42-	30 x 30 x 42	89	1603	1631	1686	1853	1975	2108
291-3036-42-	30 x 36 x 42	94	1637	1664	1725	1908	2047	2175
291-3042-42-	30 x 42 x 42	101	1673	1701	1773	1984	2139	2300
291-3048-42-	30 x 48 x 42	108	1689	1717	1789	2000	2155	2316
291-3060-42-	30 x 60 x 42	123	1779	1818	1901	2140	2323	2506
291-3072-42-	30 x 72 x 42	139	1884	1923	2028	2278	2494	2700
291-3636-42-	36 x 36 x 42	107	1672	1700	1761	1977	2133	2282
291-3642-42-	36 x 42 x 42	113	1750	1794	1822	2094	2266	2438
291-3648-42-	36 x 48 x 42	119	1766	1810	1838	2110	2282	2454
291-3660-42-	36 x 60 x 42	137	1864	1914	1947	2258	2458	2646
291-3672-42-	36 x 72 x 42	154	1983	2033	2077	2416	2643	2854
291-4242-42-	42 x 42 x 42	126	1851	1895	1945	2261	2467	2666
291-4248-42-	42 x 48 x 42	137	1868	1912	1962	2279	2484	2684
291-4260-42-	42 x 60 x 42	159	1996	2035	2091	2462	2696	2918
291-4272-42-	42 x 72 x 42	180	2126	2181	2237	2647	2908	3158
291-4848-42-	48 x 48 x 42	149	1872	1916	1966	2282	2488	2688
291-4860-42-	48 x 60 x 42	173	2015	2054	2110	2481	2715	2937
291-4872-42-	48 x 72 x 42	197	2148	2204	2259	2670	2931	3181



### METAL FRAME PARSONS TABLE BAR HEIGHT 42"

**NOTES:** Standard base finish is black and silver.  
For additional finish color consult the factory

**OPTIONS:** Black dual wheel casters with brake, add \$86 list.



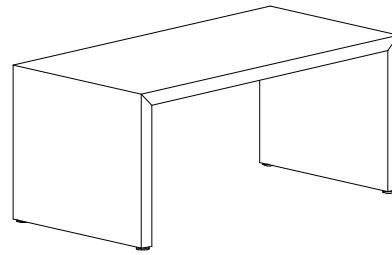


phone: (510) 259-6217  
email: info@actionlaminates.com

## MULTI-USE TABLES

MODEL NUMBER	SIZE	WT.	WT.	WT.	UP TO	UP TO	UP TO
		29" High	36" HIGH	42" HIGH	29" HIGH	36" HIGH	42" HIGH
<b>D x W</b>							
270-2460-2-□	24 x 60	121	134	146	1500	1650	1950
270-2472-2-□	24 x 72	134	146	158	1650	1800	2100
270-2496-2-□	24 x 96	158	170	182	1950	2100	2400
270-24120-2-□	24 x 120	182	194	206	2250	2400	2700
270-24144-2-□	24 x 144	293	324	353	2550	2700	3000
270-3060-2-□	30 x 60	152	167	182	1875	2063	2438
270-3072-2-□	30 x 72	167	182	197	2063	2250	2625
270-3096-2-□	30 x 96	197	212	228	2438	2625	3000
270-30120-2-□	30 x 120	228	243	258	2813	3000	3375
270-30144-2-□	30 x 144	345	378	410	3188	3375	3750
270-3660-2-□	36 x 60	182	200	219	2250	2475	2925
270-3672-2-□	36 x 72	200	219	237	2475	2700	3150
270-3696-2-□	36 x 96	237	255	273	2925	3150	3600
270-36120-2-□	36 x 120	273	291	310	3375	3600	4050
270-36144-2-□	36 x 144	397	433	468	3825	4050	4500
270-4260-2-□	42 x 60	243	267	291	3000	3300	3900
270-4272-2-□	42 x 72	267	291	316	3300	3600	4200
270-4296-2-□	42 x 96	316	340	364	3900	4200	4800
270-42120-2-□	42 x 120	364	388	413	4500	4800	5400
270-42144-2-□	42 x 144	500	542	583	5100	5400	6000
270-4860-2-□	48 x 60	243	267	291	3000	3300	3900
270-4872-2-□	48 x 72	267	291	316	3300	3600	4200
270-4896-2-□	48 x 96	316	340	364	3900	4200	4800
270-48120-2-□	48 x 120	364	388	413	4500	4800	5400
270-48144-2-□	48 x 144	500	542	583	5100	5400	6000
270-6060-2-□	60 x 60	304	334	364	3750	4125	4875
270-6072-2-□	60 x 72	334	364	395	4125	4500	5250
270-6096-2-□	60 x 96	395	425	455	4875	5250	6000
270-60120-2-□	60 x 120	455	486	516	5625	6000	6750
270-60144-2-□	60 x 144	603	651	699	6375	6750	7500

10% Effective 7/11/2024



### ZAZZ SERIES

**NOTES:** Standard with mitered corners and self edge detail.  
Standard top and panel leg thickness: 3"  
All table sizes are shipped fully assembled,  
and cannot be disassembled in the field.  
Please specify table height.

**OPTIONS:**  
For clear lacquer finished plywood edge add 40%.  
Other options available, please consult factory.



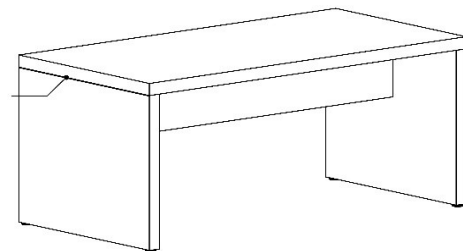
phone: (510) 259-6217  
email: info@actionlaminates.com

## MULTI-USE TABLES

MODEL NUMBER	SIZE	WT.	WT.	WT.	UP TO	UP TO	UP TO
		29" High	36" HIGH	42" HIGH	29" HIGH	36" HIGH	42" HIGH
<b>D x W</b>							
270-2-2460-2-□	24 x 60	121	134	146	1650	1825	2150
270-2-2472-2-□	24 x 72	134	146	158	1830	2010	2340
270-2-2496-2-□	24 x 96	158	170	182	2190	2380	2720
270-2-24120-2-□	24 x 120	182	194	206	2550	2750	3100
270-2-24144-2-□	24 x 144	293	324	353	2910	3120	3480
270-2-3060-2-□	30 x 60	152	167	182	2025	2238	2638
270-2-3072-2-□	30 x 72	167	182	197	2243	2460	2865
270-2-3096-2-□	30 x 96	197	212	228	2678	2905	3320
270-2-30120-2-□	30 x 120	228	243	258	3113	3350	3775
270-2-30144-2-□	30 x 144	345	378	410	3548	3795	4230
270-2-3660-2-□	36 x 60	182	200	219	2400	2650	3125
270-2-3672-2-□	36 x 72	200	219	237	2655	2910	3390
270-2-3696-2-□	36 x 96	237	255	273	3165	3430	3920
270-2-36120-2-□	36 x 120	273	291	310	3675	3950	4450
270-2-36144-2-□	36 x 144	397	433	468	4185	4470	4980
270-2-4260-2-□	42 x 60	243	267	291	3150	3475	4100
270-2-4272-2-□	42 x 72	267	291	316	3480	3810	4440
270-2-4296-2-□	42 x 96	316	340	364	4140	4480	5120
270-2-42120-2-□	42 x 120	364	388	413	4800	5150	5800
270-2-42144-2-□	42 x 144	500	542	583	5460	5820	6480
270-2-4860-2-□	48 x 60	243	267	291	3150	3475	4100
270-2-4872-2-□	48 x 72	267	291	316	3480	3810	4440
270-2-4896-2-□	48 x 96	316	340	364	4140	4480	5120
270-2-48120-2-□	48 x 120	364	388	413	4800	5150	5800
270-2-48144-2-□	48 x 144	500	542	583	5460	5820	6480
270-2-6060-2-□	60 x 60	304	334	364	3900	4300	5075
270-2-6072-2-□	60 x 72	334	364	395	4305	4710	5490
270-2-6096-2-□	60 x 96	395	425	455	5115	5530	6320
270-2-60120-2-□	60 x 120	455	486	516	5925	6350	7150
270-2-60144-2-□	60 x 144	603	651	699	6735	7170	7980

10% Effective 7/11/2022

1/8" Reveal



### ZAZZ II SERIES

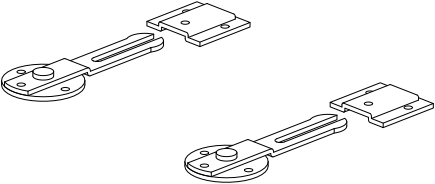
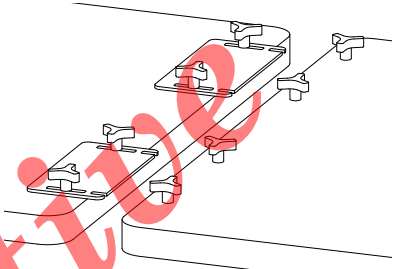
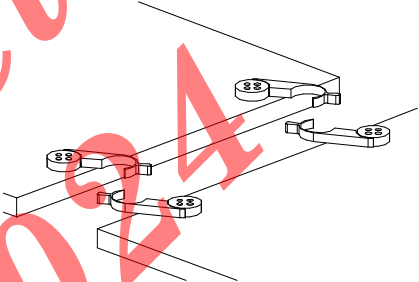
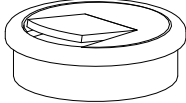
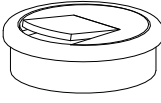
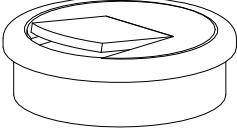

**NOTES:** Standard with horizontal reveal and self edge detail.  
Standard top and panel leg thickness: 3"  
All table sizes are shipped un-assembled,  
unless otherwise specified.  
Please specify table height.

**OPTIONS:**  
For clear lacquer finished plywood edge add 40%.  
Other options available, please consult factory.



phone: (510) 259-6217  
email: info@actionlaminates.com

## MULTI-USE TABLES ACCESSORIES

MODEL NUMBER	DESCRIPTION	LIST	
<b>SWIVEL LOCK</b>			
		\$77 (Per Set)	
GA-1	For joining free-standing tables. Simply click together with no tools required for tightening. Extremely thin design which doesn't interfere with leg movement. One complete set = 2 male and 2 female pieces.		
	<b>Please provide floor plan for ganging scheme.</b>		
<b>GANGING BRACKET</b>			
		\$90 (Per Set)	
GA-2	Action's universal "Quick Release" flat plates easily joins worksurfaces together. Simply loosen the knobs, slide tables together, tighten knobs, done. Tops are joined level and secure. One complete set = 2 flat plates and 8 knobs.		
	<b>Please provide floor plan for ganging scheme.</b>		
<b>GANGING BRACKET</b>			
		\$66 (Per Set)	
GA-3	Action's plastic ganging device easily joins table tops together. One complete set = 4 separate brackets. Push tables together, rotate each bracket to lock in position, done. Thin bracket design helps level table tops and prevent bruised knees.		
	<b>Please provide floor plan for ganging scheme.</b>		
<b>GROMMETS</b>			
GR-3-BK	Round Grommet, 3" diameter, black plastic. Price for cover and rim, installed at factory.	\$30	
	Cover and rim, to be installed in field by others.	\$14	
GR-3-SC	Round Grommet, 3" diameter, satin chrome plastic. Price for cover and rim, installed at factory.	\$65	
	Cover and rim, to be installed in field by others.	\$50	
GR-4-BK	Round Grommet, 4" diameter, black plastic. Price for cover and rim, installed at factory.	\$45	
	Cover and rim, to be installed in field by others.	\$30	
<b>HORIZONTAL WIRE MANAGER</b>			
WM-2-	<input type="checkbox"/> Mounts under the surface to manage and conceal wires. May also be installed vertically, includes double-stick tape. Black plastic finish. 2" x specified length in inches.	\$12 per linear ft.	



phone: (510) 259-6217  
email: info@actionlaminates.com

## MULTI-USE TABLES ACCESSORIES

MODEL NUMBER	DESCRIPTION	LIST
<b>VERTICAL WIRE MANAGER</b>		
VWM-1-□	Mounts vertically on metal column leg to manage and conceal wires. Includes double-stick tape.  Black plastic finish. Silver plastic finish.	\$33  2" x 22" long
<b>VERTICAL WIRE MANAGER</b>		
VWM-2-□	Snaps onto 2" diameter metal column leg, T-style base, etc., to manage and conceal wires. Black powder coat finish on aluminum. Other finishes available, please consult factory.	\$40 2" x 17" long
VWM-3-□	Same as above, but for 3" diameter metal column leg.	\$56
<b>VERTICAL VERTEBRA WIRE MANAGEMENT</b>		
VWM-4-□	Vertebra cable management systems is designed to protect cables from floor to desktop. Length/height is easily adjusted by adding or removing individual discs as required, with weighted base and table attachment element.  Black plastic Silver plastic	2-3/16" X 32" \$105 \$105
<b>VERTICAL WIRE MANAGER</b>		
WM-1-□	Wire manager is designed for easy access and concealment of wires. Front panel opens and shuts for easy installation and changing wires. Attach with adhesive tape that is already installed on the product.  Black finish. Light Grey finish.	2-5/16" X 15/16" \$12 per linear ft.
<b>ANTI-SAG SUPPORT BAR</b>		
This steel bar mounts under the surface to help keep it straight and prevent sagging.		
ASB-42	Black powder coat finish.	42" long \$65
ASB-55	Black powder coat finish.	55-3/4" long \$75
<b>HEAVY DUTY ANTI-SAG SUPPORT BAR</b>		
ASB-66	Black powder coat finish.	66" long \$167
ASB-72	Black powder coat finish.	72" long \$173
ASB-84	Black powder coat finish.	84" long \$189






phone: (510) 259-6217  
email: info@actionlaminates.com

## MULTI-USE TABLES ACCESSORIES

MODEL NUMBER DESCRIPTION WT. List

### UNIVERSAL METAL MODESTY PANEL

Mounts under the surface, creating an instant privacy panel. Installs easily with eight screws. Available in two styles: a plain, smooth front or perforated front with 3/16" dia. holes every 3-1/2". Standard color is black. Other colors available, consult factory.



UMM-S-36	35-3/4"W x 9"H	Smooth Front. Black powder coat finish.	7	\$250
UMM-S-48	47-3/4"W x 9"H	Smooth Front. Black powder coat finish.	8	\$275
UMM-S-60	59-3/4"W x 9"H	Smooth Front. Black powder coat finish.	9	\$325
UMM-S-72	71-3/4"W x 9"H	Smooth Front. Black powder coat finish.	10	\$335
UMM-P-36	35-3/4"W x 9"H	Perforated Front. Black powder coat finish.	7	\$255
UMM-P-48	47-3/4"W x 9"H	Perforated Front. Black powder coat finish.	8	\$305
UMM-P-60	59-3/4"W x 9"H	Perforated Front. Black powder coat finish.	9	\$340
UMM-P-72	71-3/4"W x 9"H	Perforated Front. Black powder coat finish.	10	\$385

### FABRIC MODESTY PANEL WITH WIRE MANAGEMENT

Mounts under the surface, creating an instant privacy panel. Made with black fabric mesh and a black liner is fitted around a steel frame.

Includes a hidden pouch for holding wires. Fastened to surface with a hardware pack that allows it to pivot and move as needed. Black only

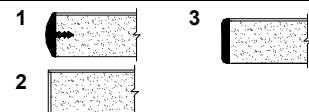


FMP-36	36"W x 10"H	2	\$220
FMP-48	48"W x 10"H	2	\$225
FMP-60	60"W x 10"H	3	\$260
FMP-72	72"W x 10"H	4	\$295

### UNIVERSAL LAMINATE MODESTY PANEL

Mounts under the surface, creating an instant privacy panel. Laminated both sides, 7/8" thick construction. Includes attaching hardware.

EDGE DETAILS GROUP A GROUP B



ULM-1248- □	48"W x 12"H	15	\$160	\$175
ULM-1260- □	60"W x 12"H	20	\$200	\$220
ULM-1272- □	72"W x 12"H	24	\$240	\$265
ULM-1848- □	48"W x 18"H	21	\$220	\$240
ULM-1860- □	60"W x 18"H	26	\$275	\$305
ULM-1872- □	72"W x 18"H	31	\$330	\$365
ULM-2448- □	48"W x 24"H	21	\$260	\$285
ULM-2460- □	60"W x 24"H	26	\$325	\$360
ULM-2472- □	72"W x 24"H	31	\$390	\$430
ULM-2748- □	48"W x 27-3/4"H	21	\$300	\$330
ULM-2760- □	60"W x 27-3/4"H	26	\$375	\$415
ULM-2772- □	72"W x 27-3/4"H	31	\$450	\$495

#### NOTES:

Please specify edge detail for Laminate Modesty Panel.

#### OPTIONS:

Metal modesty panels available in additional colors, please consult factory





phone: (510) 259-6217  
email: info@actionlaminates.com

## SPECIAL-USE TABLES

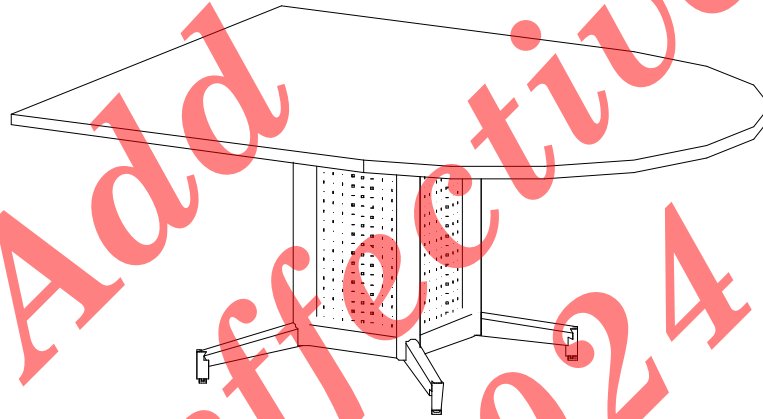
MODEL NUMBER	SIZE D x Ht.	WT.	GROUP A	GROUP B	GROUP C	GROUP D	GROUP E	GROUP F
--------------	-----------------	-----	---------	---------	---------	---------	---------	---------

### STANDARD HEIGHT

129-4860-51-□	48x60x29	159	2941	2981	3061	3477	3773	4058
129-6072-56-□	60x72x29	211	3186	3238	3357	3830	4167	4520

### STANDING HEIGHT

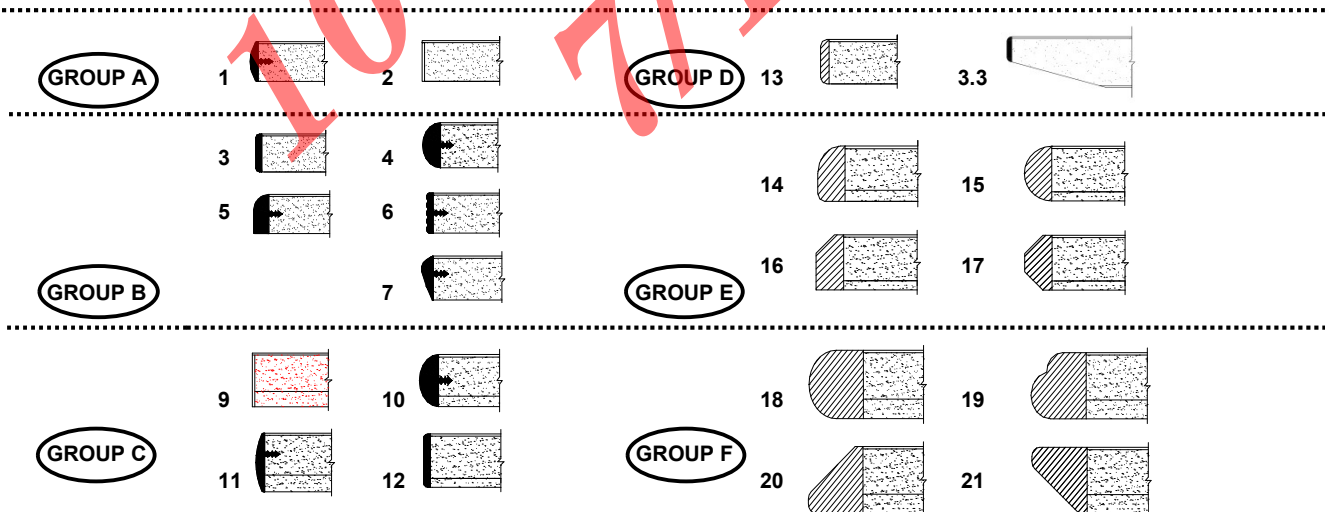
129-SH-4860-51-□	48x60x42	165	3238	3278	3357	3773	4070	4355
129-SH-6072-56-□	60x72x42	217	3483	3534	3654	4127	4463	4817



### MEDIA BASE SERIES D-SHAPE

**NOTES:** Standard base finish is black.  
\* Perforated steel panels included  
\* Panels are removable for easy cord management  
\* Power/Data Module opening between leg columns is 10 1/2" x 10 1/2"

**OPTIONS:** Other finishes are available, consult factory for pricing.  
Available in Round, Square, Rectangular tops, consult factory for pricing.

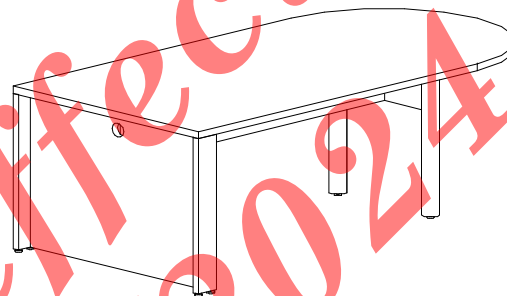




phone: (510) 259-6217  
email: info@actionlaminates.com

## SPECIAL-USE TABLES

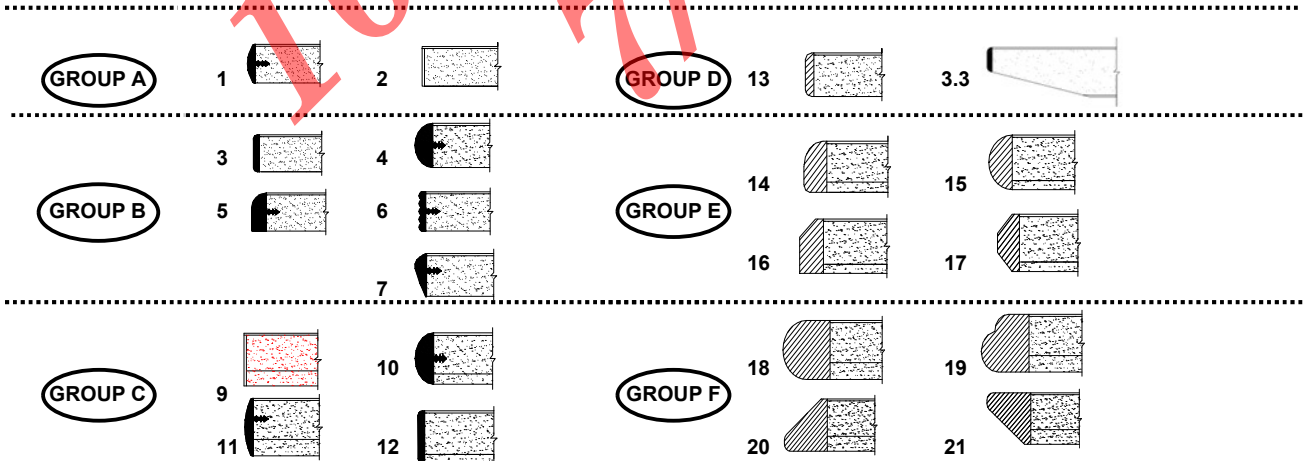
MODEL NUMBER	SIZE	WT.	GROUP A	GROUP B	GROUP C	GROUP D	GROUP E	GROUP F
287-3660- □	36 x 60	142	1215	1283	1328	1672	1865	2096
287-3672- □	36 x 72	157	1283	1356	1407	1785	2000	2260
287-3696- □	36 x 96	210	1593	1695	1763	2209	2469	2774
287-36120- □	36 x 120	247	1791	1893	1972	2497	2802	3170
287-36144- □	36 x 144	285	1978	2096	2198	2791	3147	3560
287-4260- □	42 x 60	163	1401	1469	1542	1932	2136	2418
287-4272- □	42 x 72	180	1486	1565	1639	2062	2294	2599
287-4296- □	42 x 96	238	1825	1927	2023	2509	2785	3141
287-42120- □	42 x 120	280	2062	2181	2294	2831	3164	3571
287-42144- □	42 x 144	323	2283	2424	2554	3164	3543	4012
287-4872- □	48 x 72	203	1486	1565	1639	2062	2294	2599
287-4896- □	48 x 96	266	1825	1927	2023	2509	2785	3141
287-48120- □	48 x 120	313	2062	2181	2294	2831	3164	3571
287-48144- □	48 x 144	361	2283	2424	2554	3164	3543	4012
287-6096- □	60 x 96	322	2045	2158	2266	2791	3091	3480
287-60120- □	60 x 120	379	2300	2441	2565	3141	3492	3944
287-60144- □	60 x 144	437	2571	2740	2887	3514	3938	4413



### MEDIA TABLE WITH 3" COLUMN BASES

**NOTES:** Tables up to 144" wide are standard in one piece.  
Tables over 72" wide include 9" high stretcher panel.  
Standard with one 3" grommet in U-Panel Base.  
Standard with (2) 3" dia. column bases.  
Standard base finishes: Black and Silver.

**OPTIONS:** For two piece tables smaller than 144" add \$226 list.  
Extend U-panel 42" above work surface, add \$585 list.  
(Includes additional 3" grommet in extended U-panel.)

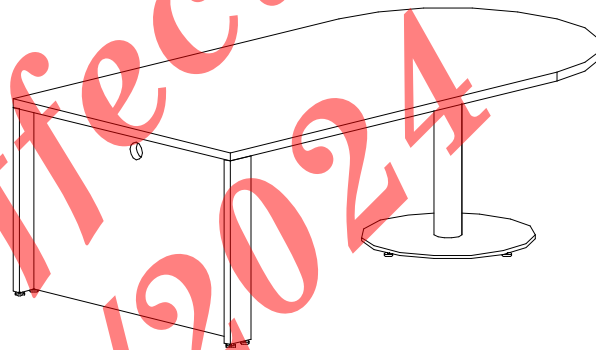




phone: (510) 259-6217  
email: info@actionlaminates.com

## SPECIAL-USE TABLES

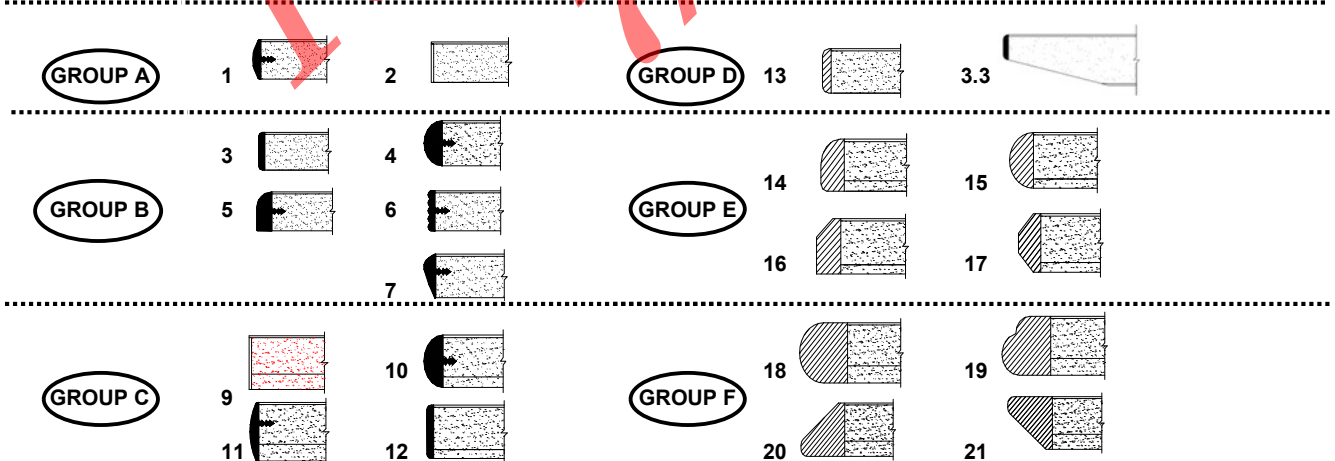
MODEL NUMBER	SIZE	WT.	GROUP A	GROUP B	GROUP C	GROUP D	GROUP E	GROUP F
288-3660-	36 x 60	151	1350	1413	1463	1808	1994	2232
288-3672-	36 x 72	166	1413	1486	1542	1915	2136	2396
288-3696-	36 x 96	219	1729	1825	1898	2339	2599	2910
288-36120-	36 x 120	256	1921	2023	2102	2627	2938	3300
288-36144-	36 x 144	294	2107	2232	2333	2927	3283	3695
288-4260-	42 x 60	184	1571	1639	1706	2102	2305	2582
288-4272-	42 x 72	201	1650	1735	1802	2232	2458	2769
288-4296-	42 x 96	259	1994	2096	2187	2672	2949	3311
288-42120-	42 x 120	301	2226	2350	2458	3000	3328	3735
288-42144-	42 x 144	344	2446	2588	2723	3334	3712	4175
288-4872-	48 x 72	227	1763	1842	1915	2339	2571	2876
288-4896-	48 x 96	290	2102	2209	2305	2785	3062	3424
288-48120-	48 x 120	337	2339	2458	2571	3108	3441	3853
288-48144-	48 x 144	385	2565	2701	2831	3441	3819	4294
288-6096-	60 x 96	342	2328	2441	2554	3074	3367	3769
288-60120-	60 x 120	399	2582	2729	2848	3430	3774	4226
288-60144-	60 x 144	457	2848	3017	3170	3797	4221	4695



### MEDIA TABLE WITH SATURN DISK BASE

**NOTES:** Tables up to 144" wide are standard in one piece.  
Tables over 72" wide include 9" high stretcher panel.  
Standard with one 3" grommet in U-Panel Base.  
Standard base finishes: Black and Silver.

**OPTIONS:** For two piece tables smaller than 144" add \$226 list.  
Extend U-panel 42" above work surface, add \$585 list.  
(Includes additional 3" grommet in extended U-panel.)  
For custom dimensions, please consult factory.

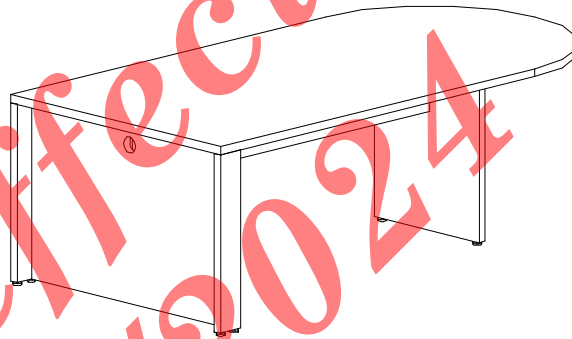




phone: (510) 259-6217  
email: info@actionlaminates.com

## SPECIAL-USE TABLES

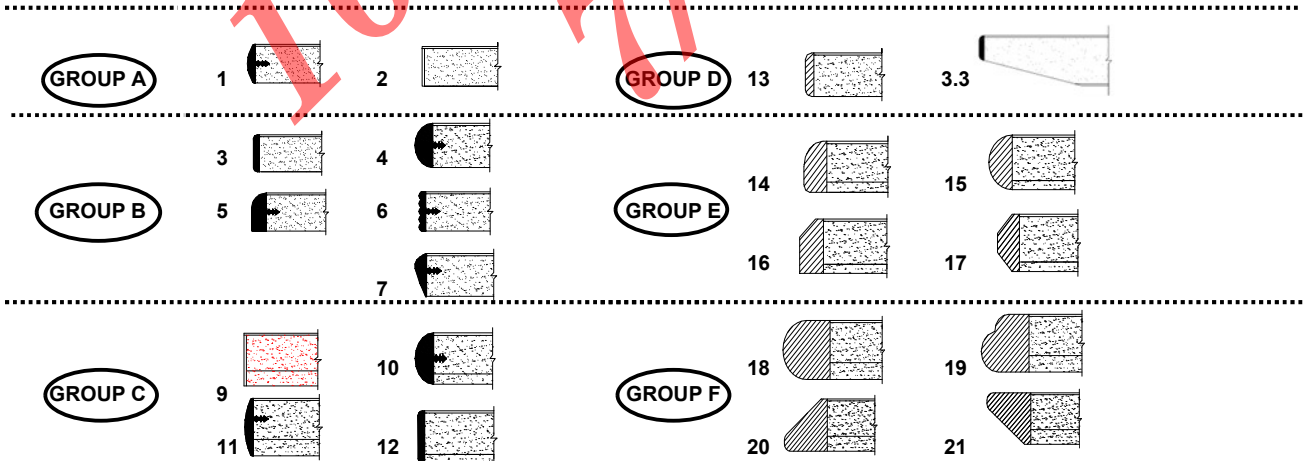
MODEL NUMBER	SIZE	WT.	GROUP A	GROUP B	GROUP C	GROUP D	GROUP E	GROUP F
289-3660-	□ 36 x 60	155	1000	1068	1119	1463	1650	1887
289-3672-	□ 36 x 72	170	1062	1141	1198	1571	1785	2051
289-3696-	□ 36 x 96	223	1379	1475	1548	1989	2254	2565
289-36120-	□ 36 x 120	260	1571	1672	1752	2283	2588	2955
289-36144-	□ 36 x 144	298	1763	1887	1983	2582	2932	3350
289-4260-	□ 42 x 60	179	1187	1249	1322	1718	1915	2198
289-4272-	□ 42 x 72	196	1271	1350	1418	1842	2074	2384
289-4296-	□ 42 x 96	254	1610	1712	1808	2294	2571	2927
289-42120-	□ 42 x 120	296	1842	1966	2074	2610	2944	3356
289-42144-	□ 42 x 144	339	2068	2209	2333	2944	3328	3797
289-4872-	□ 48 x 72	223	1271	1350	1418	1842	2074	2384
289-4896-	□ 48 x 96	286	1610	1712	1808	2294	2571	2927
289-48120-	□ 48 x 120	333	1842	1966	2074	2610	2944	3356
289-48144-	□ 48 x 144	381	2068	2209	2333	2944	3328	3797
289-6096-	□ 60 x 96	350	1831	1949	2057	2576	2870	3271
289-60120-	□ 60 x 120	408	2085	2232	2350	2932	3277	3729
289-60144-	□ 60 x 144	465	2350	2520	2672	3300	3723	4204



### MEDIA TABLE WITH FLAT PANEL BASE (1-1/4")

**NOTES:** Tables up to 144" wide are standard in one piece.  
Tables over 72" wide include 9" high stretcher panel.  
Standard with one 3" grommet in U-Panel Base.

**OPTIONS:** For two piece tables smaller than 144" add \$226 list.  
Extend U-panel 42" above work surface, add \$585 list.  
(Includes additional 3" grommet in extended U-panel.)  
For custom dimensions, please consult factory.

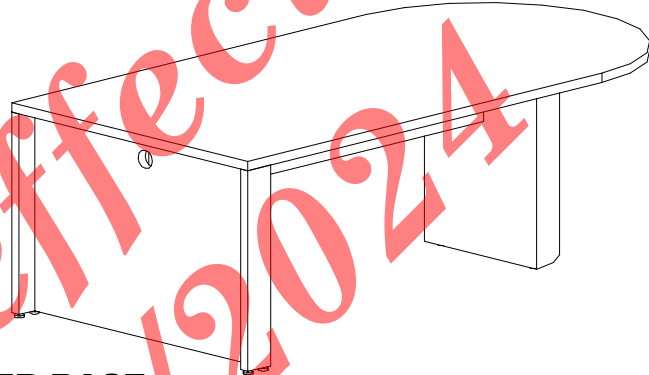




phone: (510) 259-6217  
email: info@actionlaminates.com

## SPECIAL-USE TABLES

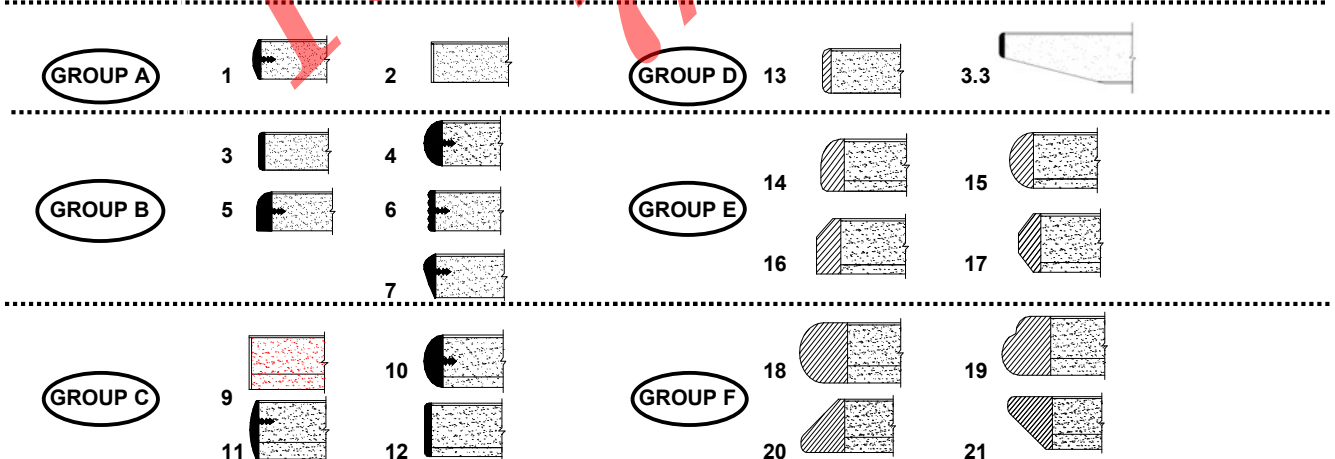
MODEL NUMBER	SIZE	WT.	GROUP A	GROUP B	GROUP C	GROUP D	GROUP E	GROUP F
290-3660-	36 x 60	165	1593	1661	1712	2057	2243	2480
290-3672-	36 x 72	180	1661	1735	1791	2164	2384	2644
290-3696-	36 x 96	233	1978	2074	2147	2588	2848	3158
290-36120-	36 x 120	270	2170	2271	2350	2876	3187	3548
290-36144-	36 x 144	308	2356	2480	2582	3175	3531	3944
290-4260-	42 x 60	189	1848	1915	1983	2384	2582	2859
290-4272-	42 x 72	206	1927	2011	2079	2509	2740	3045
290-4296-	42 x 96	264	2271	2379	2469	2949	3226	3593
290-42120-	42 x 120	306	2503	2627	2740	3277	3605	4012
290-42144-	42 x 144	349	2729	2865	3000	3610	3989	4458
290-4872-	48 x 72	232	1927	2011	2079	2509	2740	3045
290-4896-	48 x 96	295	2271	2379	2469	2949	3226	3593
290-48120-	48 x 120	342	2503	2627	2740	3277	3605	4012
290-48144-	48 x 144	390	2729	2865	3000	3610	3989	4458
290-6096-	60 x 96	352	2559	2672	2780	3300	3599	3995
290-60120-	60 x 120	409	2814	2955	3079	3656	4000	4458
290-60144-	60 x 144	467	3079	3249	3396	4028	4452	4927



### MEDIA TABLE WITH HALF CYLINDER BASE

**NOTES:** Tables up to 144" wide are standard in one piece.  
Tables over 72" wide include 9" high stretcher panel.  
Standard with one 3" grommet in U-Panel Base.  
Standard with cable pass through in cylinder base.

**OPTIONS:** For two piece tables smaller than 144" add \$226 list.  
Extend U-panel 42" above work surface, add \$585 list.  
(Includes additional 3" grommet in extended U-panel.)  
For custom dimensions, please consult factory.





phone: (510) 259-6217

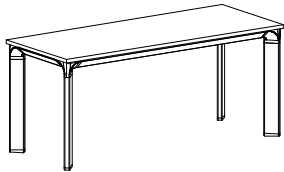
## SPECIAL-USE TABLES

MODEL NUMBER      SIZE      WT.      GROUP A      GROUP B      GROUP C

### SINGLE STATION UNIT

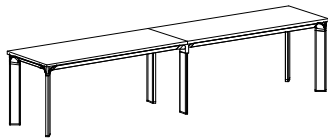
Each Worksurface Size

D x W



700-2448- □	(1) 24 x 48	62	1063	1085	1134
700-2460- □	(1) 24 x 60	73	1172	1199	1264
700-2472- □	(1) 24 x 72	183	1281	1313	1384
700-2496- □	(1) 24 x 96	105	1499	1542	1640
700-3048- □	(1) 30 x 48	72	1128	1155	1215
700-3060- □	(1) 30 x 60	85	1243	1281	1357
700-3072- □	(1) 30 x 72	98	1363	1401	1493
700-3096- □	(1) 30 x 96	124	1597	1646	1771

### DOUBLE STATION UNIT



701-2496- □	(2) 24 x 48	115	1782	1826	1924
701-24120- □	(2) 24 x 60	136	2000	2055	2180
701-24144- □	(2) 24 x 72	157	2218	2284	2425
701-24192- □	(2) 24 x 96	200	2649	2736	2932
701-3096- □	(2) 30 x 48	134	1897	1951	2076
701-30120- □	(2) 30 x 60	160	2131	2196	2349
701-30144- □	(2) 30 x 72	186	2365	2442	2632
701-30192- □	(2) 30 x 96	238	2829	2938	3183

### TRIPLE STATION UNIT



702-24144- □	(3) 24 x 48	168	2502	2567	2714
702-24180- □	(3) 24 x 60	199	2829	2910	3096
702-24216- □	(3) 24 x 72	231	3150	3248	3466
702-24288- □	(3) 24 x 96	295	3804	3929	4224
702-30144- □	(3) 30 x 48	196	2665	2747	2932
702-30180- □	(3) 30 x 60	235	3014	3117	3346
702-30216- □	(3) 30 x 72	274	3368	3488	3766
702-30288- □	(3) 30 x 96	352	4066	4229	4594

## CREW BENCHING SERIES BASIC SINGLE UNIT

#### NOTES:

White powder coat frame.

No limit to the number of work stations that can be added.

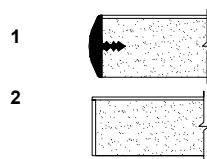
#### OPTIONS:

Round Grommet 3" add \$ 30 List.

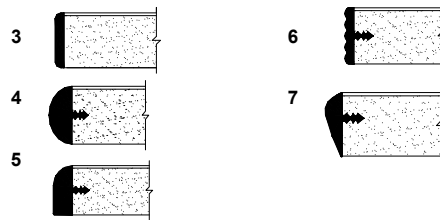
For Power/Data options, please consult factory.

#### EDGE DETAILS

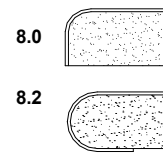
##### GROUP A



##### GROUP B



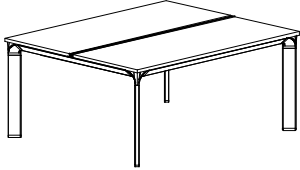
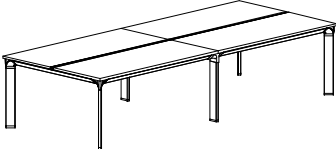
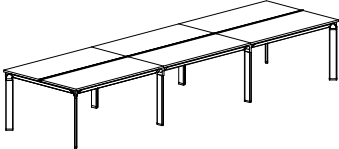
##### GROUP C





phone: (510) 259-6217  
email: info@actionlaminates.com

## SPECIAL-USE TABLES

	MODEL NUMBER	SIZE	WT.	GROUP A	GROUP B	GROUP C	
<b>TWO PERSON STATION</b>							
<b>Each Worksurface Size</b>							
<b>D x W</b>							
	703-5048- ☐	(2) 24 x 48	102	1428	1466	1564	
	703-5060- ☐	(2) 24 x 60	122	1591	1646	1766	
	703-5072- ☐	(2) 24 x 72	142	1766	1831	1978	
	703-5096- ☐	(2) 24 x 96	182	2142	2224	2420	
	703-6248- ☐	(2) 30 x 48	122	1570	1624	1744	
	703-6260- ☐	(2) 30 x 60	146	1755	1820	1973	
	703-6272- ☐	(2) 30 x 72	172	1946	2022	2213	
	703-6296- ☐	(2) 30 x 96	220	2354	2458	2709	
	<b>FOUR PERSON STATION</b>						
		704-5096- ☐	(4) 24 x 48	195	2447	2529	2725
704-50120- ☐		(4) 24 x 60	235	2780	2883	3128	
704-50144- ☐		(4) 24 x 72	275	3128	3254	3553	
704-50192- ☐		(4) 24 x 96	355	3875	4044	4436	
704-6296- ☐		(4) 30 x 48	234	2600	2703	2948	
704-62120- ☐		(4) 30 x 60	282	3063	3194	3499	
704-62144- ☐		(4) 30 x 72	334	3450	3608	3979	
704-62192- ☐		(4) 30 x 96	430	4267	4474	4970	
<b>SIX PERSON STATION</b>							
		705-50144- ☐	(6) 24 x 48	289	3466	3586	3886
	705-50180- ☐	(6) 24 x 60	349	3962	4126	4491	
	705-50216- ☐	(6) 24 x 72	409	4485	4682	5123	
	705-50288- ☐	(6) 24 x 96	529	5608	5864	6453	
	705-62144- ☐	(6) 30 x 48	352	3630	3788	4153	
	705-62180- ☐	(6) 30 x 60	424	4371	4573	5030	
	705-62216- ☐	(6) 30 x 72	502	4954	5188	5750	
	705-62288- ☐	(6) 30 x 96	646	6175	6496	7238	

## CREW BENCHING SERIES BASIC DUO UNIT

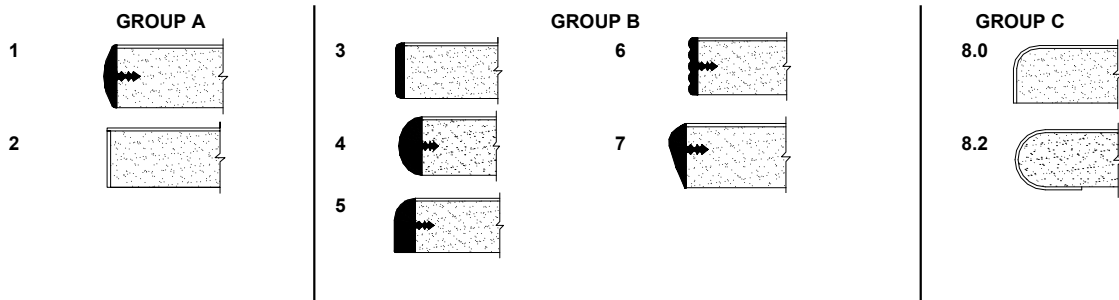
**NOTES:**

White powder coat frame  
Includes screen channel between (2) worksurfaces.  
No limit to the number of work stations that can be added.

**OPTIONS:**

Round Grommet 3" add \$ 30 List.  
For screen options, see pages 109,110  
For Power/Data options, please consult factory.

**EDGE DETAILS**


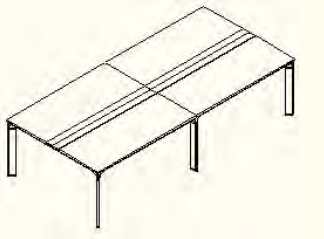
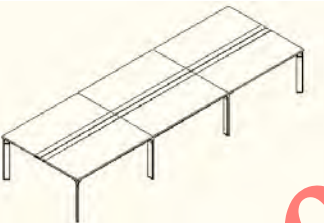






phone: (510) 259-6217  
email: info@actionlaminates.com

## SPECIAL-USE TABLES

	MODEL NUMBER	SIZE	WT.	GROUP A	GROUP B	GROUP C
<b>Each Worksurface Size</b>						
<b>D x W</b>						
<b>TWO PERSON PLUS STATION</b>						
	706-5648- ☐	(2) 24 x 48	1793	1837	1935	
	706-5660- ☐	(2) 24 x 60	2229	2284	2403	
	706-5672- ☐	(2) 24 x 72	2578	2643	2790	
	706-5696- ☐	(2) 24 x 96	3134	3221	3417	
	706-6848- ☐	(2) 30 x 48	1940	1995	2115	
	706-6860- ☐	(2) 30 x 60	2393	2458	2611	
	706-6872- ☐	(2) 30 x 72	2758	2839	3025	
	706-6896- ☐	(2) 30 x 96	3352	3455	3706	
<b>FOUR PERSON PLUS STATION</b>						
	707-5696- ☐	(4) 24 x 48	3210	3292	3493	
	707-56120- ☐	(4) 24 x 60	4077	4186	4431	
	707-56144- ☐	(4) 24 x 72	4780	4905	5205	
	707-56192- ☐	(4) 24 x 96	5891	6060	6453	
	707-6896- ☐	(4) 30 x 48	3455	3559	3804	
	707-68120- ☐	(4) 30 x 60	4360	4491	4796	
	707-68144- ☐	(4) 30 x 72	5096	5248	5624	
	707-68192- ☐	(4) 30 x 96	6273	6486	6981	
<b>SIX PERSON PLUS STATION</b>						
	708-56144- ☐	(6) 24 x 48	4627	4752	5047	
	708-56180- ☐	(6) 24 x 60	5930	6088	6453	
	708-56216- ☐	(6) 24 x 72	6976	7167	7614	
	708-56288- ☐	(6) 24 x 96	8644	8905	9494	
	708-68144- ☐	(6) 30 x 48	4970	5128	5499	
	708-68180- ☐	(6) 30 x 60	6322	6524	6981	
	708-68216- ☐	(6) 30 x 72	7428	7663	8224	
	708-68288- ☐	(6) 30 x 96	9200	9516	10262	

### CREW BENCHING SERIES PLUS DUO UNIT

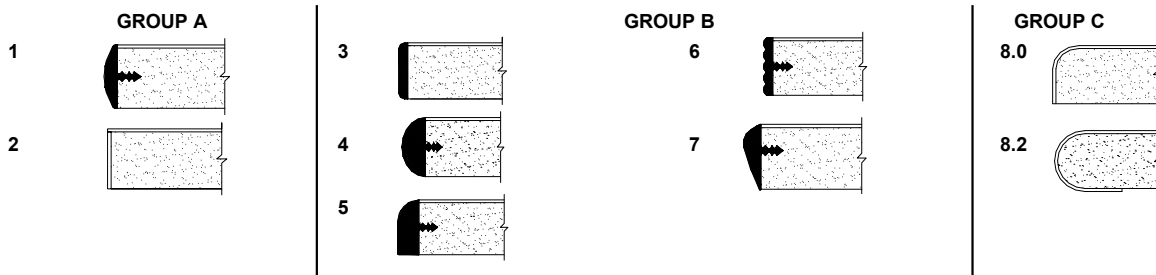
**NOTES:**

White powder coat frame  
Includes double wire flap with screen channel between (2) worksurfaces.  
Includes (2) wire management troughs.  
No limit to the number of work stations that can be added.

**OPTIONS:**

Round Grommet 3" add \$ 30 List.  
For screen options, see pages 108,109  
For Power/Data options, please consult factory.

**EDGE DETAILS**



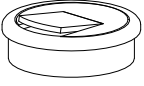

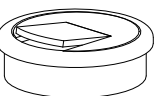


phone: (510) 259-6217  
email: info@actionlaminates.com



## SPECIAL - USE TABLES ACCESSORIES

MODEL NUMBER DESCRIPTION WT. List

### GROMMETS

GR-3-BK	Round Grommet, 3" diameter, black plastic. Price for cover and rim, installed at factory.	\$30	
	Cover and rim, to be installed in field by others.	\$14	
GR-3-SC	Round Grommet, 3" diameter, satin chrome plastic. Price for cover and rim, installed at factory.	\$65	
	Cover and rim, to be installed in field by others.	\$50	
GR-4-BK	Round Grommet, 4" diameter, black plastic. Price for cover and rim, installed at factory.	\$45	
	Cover and rim, to be installed in field by others.	\$30	

### HORIZONTAL WIRE MANAGER


WM-2- 	Mounts under the surface to manage and conceal wires. May also be installed vertically, includes double-stick tape. Black plastic finish. 2" x specified length in inches.	\$12 per linear ft.	
---	--	---------------------	---

### PRIVACY SCREENS

#### POLYCARBONATE ALUMINUM FRAME WITH CHANNEL VERTICAL STANDOFFS

Polycarbonate Translucent Tile with aluminum frame desk divider screen is 1/2" thick. Mounts to aluminum screen channel between the 2 worksurfaces, with included vertical standoffs.

H x W x THICKNESS			
PS-PO2-1236	12" X 36" X .5"	3	Consult Factory
PS-PO2-1248	12" X 48" X .5"	4	Consult Factory
PS-PO2-1260	12" X 60" X .5"	5	Consult Factory
PS-PO2-1272	12" X 72" X .5"	6	Consult Factory
PS-PO2-1836	18" X 36" X .5"	7	Consult Factory
PS-PO2-1848	18" X 48" X .5"	9	Consult Factory
PS-PO2-1860	18" X 60" X .5"	12	Consult Factory
PS-PO2-1872	18" X 72" X .5"	14	Consult Factory



#### NOTES:

Desk standoffs are white powder coat

#### OPTIONS:



phone: (510) 259-6217  
email: info@actionlaminates.com

## SPECIAL - USE TABLES ACCESSORIES

MODEL NUMBER	DESCRIPTION	WT.	List
--------------	-------------	-----	------

### POLYCARBONATE ALUMINUM FRAME with WIRE FLAP VERTICAL STANDOFFS

Polycarbonate Translucent Tile with aluminum frame desk divider screen is 1/2" thick. Mounts to double wire flap between the 2 worksurfaces, with included vertical standoffs.

	H x W x THICKNESS		
PS-PO3-1236	12" X 36" X .5"	3	Consult Factory
PS-PO3-1248	12" X 48" X .5"	4	Consult Factory
PS-PO3-1260	12" X 60" X .5"	5	Consult Factory
PS-PO3-1272	12" X 72" X .5"	6	Consult Factory
PS-PO3-1836	18" X 36" X .5"	7	Consult Factory
PS-PO3-1848	18" X 48" X .5"	9	Consult Factory
PS-PO3-1860	18" X 60" X .5"	12	Consult Factory
PS-PO3-1872	18" X 72" X .5"	14	Consult Factory



### MARKERBOARD PRIVACY SCREEN WITH CHANNEL VERTICAL STANDOFFS

Two-sided gloss white Markerboard desk divider screen 1/2" thick . Self edged. Mounts to aluminum channel between the 2 worksurfaces, with included vertical standoffs.

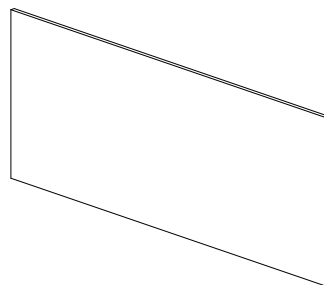
	H x W x THICKNESS		
PS-MB2-1236	12" X 36" X .5"	8	188
PS-MB2-1248	12" X 48" X .5"	10	211
PS-MB2-1260	12" X 60" X .5"	13	251
PS-MB2-1272	12" X 72" X .5"	15	319
PS-MB2-1296	12" X 96" X .5"	20	371
PS-MB2-1836	18" X 36" X .5"	11	194
PS-MB2-1848	18" X 48" X .5"	15	222
PS-MB2-1860	18" X 60" X .5"	19	257
PS-MB2-1872	18" X 72" X .5"	23	325
PS-MB2-1896	18" X 96" X .5"	30	388



### MARKERBOARD PRIVACY SCREEN WITH WIRE FLAP VERTICAL STANDOFFS

Two-sided gloss white Markerboard desk divider screen 1/2" thick . Self edged. Mounts to double wire flap between the 2 worksurfaces, with included vertical standoffs.

	H x W x THICKNESS		
PS-MB3-1236	12" X 36" X .5"	8	200
PS-MB3-1248	12" X 48" X .5"	10	228
PS-MB3-1260	12" X 60" X .5"	13	257
PS-MB3-1272	12" X 72" X .5"	15	331
PS-MB3-1296	12" X 96" X .5"	20	388
PS-MB3-1836	18" X 36" X .5"	11	205
PS-MB3-1848	18" X 48" X .5"	15	234
PS-MB3-1860	18" X 60" X .5"	19	268
PS-MB3-1872	18" X 72" X .5"	23	342
PS-MB3-1896	18" X 96" X .5"	30	410



**NOTES:**

Desk standoffs are white powder coat

**OPTIONS:**



phone: (510) 259-6217  
email: info@actionlaminates.com

**SPECIAL - U  
ACCESSORI**

MODEL NUMBER DESCRIPTION LIST

**VERTICAL VERTEBRA WIRE MANAGEMENT**

VWM-4-  Vertebra cable management systems is designed to protect cables from floor to desktop. Length/height is easily adjusted by adding or removing individual discs as required, with weighted base and table attachment element.

Black plastic	2-3/16" X 32"	\$105
Silver plastic		\$105



**VERTICAL WIRE MANAGER**

WM-1-  Wire manager is designed for easy access and concealment of wires. Front panel opens and shuts for easy installation and changing wires. Attach with adhesive tape that is already installed on the product.


Black finish.	2-5/16" X 15/16"	\$12 per linear ft.
Light Grey finish.		



**ANTI-SAG SUPPORT BAR**

Steel bar mounts under the surface to keep it straight and prevent sagging.

ASB-42	Black powder coat.	42" long	\$65
ASB-55	Black powder coat.	55-3/4" long	\$75



**HEAVY DUTY ANTI-SAG SUPPORT BAR**

ASB-66	Black powder coat.	66" long	\$167
ASB-72	Black powder coat.	72" long	\$173
ASB-84	Black powder coat.	84" long	\$189



## FLIP-TOP TABLES

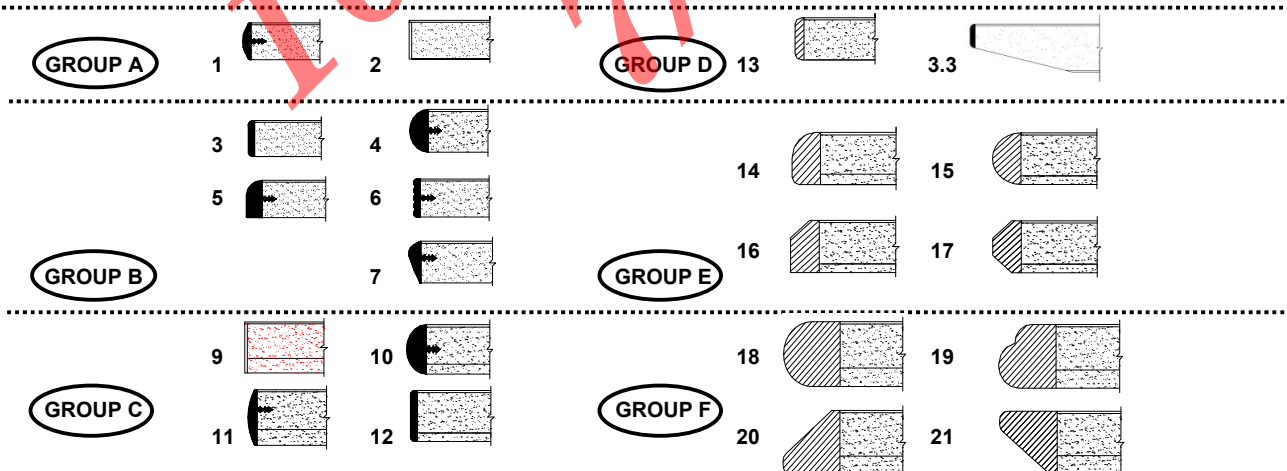
MODEL NUMBER	SIZE	WT.	GROUP A	GROUP B	GROUP C	GROUP D	GROUP E	GROUP F
<b>D x W</b>								
181-2030-15-□	20 x 30	37	1117	1129	1180	1334	1436	1533
181-2036-15-□	20 x 36	45	1129	1140	1186	1362	1482	1590
181-2042-15-□	20 x 42	49	1140	1157	1208	1419	1568	1710
181-2048-15-□	20 x 48	52	1140	1157	1208	1419	1568	1710
181-2060-15-□	20 x 60	60	1174	1203	1271	1505	1664	1841
181-2072-15-□	20 x 72	67	1214	1243	1328	1585	1778	1967
181-2436-20-□	24 x 36	49	1140	1151	1197	1391	1516	1636
181-2442-20-□	24 x 42	54	1151	1169	1220	1454	1602	1756
181-2448-20-□	24 x 48	58	1151	1169	1220	1454	1602	1756
181-2460-20-□	24 x 60	67	1186	1214	1283	1528	1710	1881
181-2472-20-□	24 x 72	76	1226	1254	1340	1607	1813	2012
181-3036-26-□	30 x 36	56	1197	1226	1288	1476	1619	1750
181-3042-26-□	30 x 42	61	1214	1243	1317	1533	1693	1858
181-3048-26-□	30 x 48	67	1214	1243	1317	1533	1693	1858
181-3060-26-□	30 x 60	78	1265	1305	1391	1636	1824	2012
181-3072-26-□	30 x 72	90	1317	1357	1465	1721	1944	2155
181-3648-26-□	36 x 48	76	1283	1328	1357	1636	1813	1989
181-3660-26-□	36 x 60	90	1340	1391	1425	1744	1949	2143
181-3672-26-□	36 x 72	103	1408	1459	1505	1853	2086	2303



### ALUMA CAST SERIES MOBILE FLIP-TOP RECTANGULAR WITH SINGLE HANDLE RELEASE


**NOTES:** Standard base finish is black or silver.  
Standard with black dual wheel casters with brake.

**OPTIONS:** For chrome bases and other finishes consult factory.



## FLIP-TOP TABLES

MODEL NUMBER	SIZE	WT.	GROUP A	GROUP B	GROUP C	GROUP D	GROUP E	GROUP F
<b>D x W</b>								
164-2030-16-□	20 x 30	37	1110	1121	1171	1321	1421	1515
164-2036-16-□	20 x 36	45	1121	1132	1177	1349	1465	1571
164-2042-16-□	20 x 42	49	1132	1149	1199	1404	1548	1687
164-2048-16-□	20 x 48	52	1132	1149	1199	1404	1548	1687
164-2060-16-□	20 x 60	60	1166	1193	1260	1487	1643	1815
164-2072-16-□	20 x 72	67	1204	1232	1315	1565	1754	1937
164-2436-22-□	24 x 36	49	1132	1143	1188	1376	1499	1615
164-2442-22-□	24 x 42	54	1143	1160	1210	1437	1582	1732
164-2448-22-□	24 x 48	58	1143	1160	1210	1437	1582	1732
164-2460-22-□	24 x 60	67	1177	1204	1271	1510	1687	1854
164-2472-22-□	24 x 72	76	1215	1243	1326	1587	1787	1981
164-3036-22-□	30 x 36	56	1154	1182	1243	1426	1565	1693
164-3042-22-□	30 x 42	61	1171	1199	1271	1482	1637	1798
164-3048-22-□	30 x 48	67	1171	1199	1271	1482	1637	1798
164-3060-22-□	30 x 60	78	1221	1260	1343	1582	1765	1948
164-3072-22-□	30 x 72	90	1271	1310	1415	1665	1881	2087
164-3648-26-□	36 x 48	76	1260	1304	1332	1604	1776	1948
164-3660-26-□	36 x 60	90	1315	1365	1399	1709	1909	2098
164-3672-26-□	36 x 72	103	1382	1432	1476	1815	2042	2253



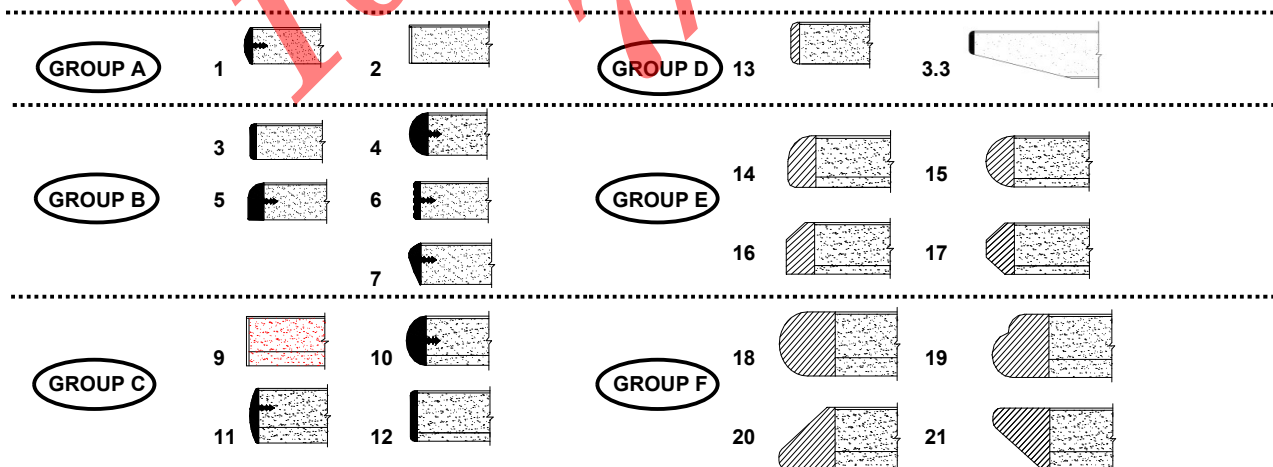
### ARCH SERIES MOBILE FLIP-TOP RECTANGULAR WITH SINGLE HANDLE RELEASE

**NOTES:** Standard base finish is black.

Standard with black dual wheel casters with brake.

**OPTIONS:**

For chrome bases and other finishes consult factory.







phone: (510) 259-6217  
email: info@actionlaminates.com

## FLIP-TOP TABLES

MODEL NUMBER	SIZE	WT.	GROUP A	GROUP B	GROUP C	GROUP D	GROUP E	GROUP F
<b>D x W</b>								
158-2036-18- □	20 x 36	47	1199	1210	1260	1410	1510	1604
158-2042-18- □	20 x 42	51	1210	1221	1265	1437	1554	1659
158-2048-18- □	20 x 48	62	1221	1238	1288	1493	1637	1776
158-2060-18- □	20 x 60	69	1221	1238	1288	1493	1637	1776
158-2072-18- □	20 x 72	76	1254	1282	1349	1576	1732	1904
158-2436-18- □	24 x 36	51	1210	1221	1265	1454	1576	1693
158-2442-18- □	24 x 42	56	1221	1238	1288	1515	1659	1809
158-2448-18- □	24 x 48	60	1221	1238	1288	1515	1659	1809
158-2460-18- □	24 x 60	69	1254	1282	1349	1587	1765	1931
158-2472-18- □	24 x 72	78	1293	1321	1404	1665	1865	2059
158-3036-22- □	30 x 36	60	1232	1260	1321	1504	1643	1770
158-3042-22- □	30 x 42	65	1249	1277	1349	1560	1715	1876
158-3048-22- □	30 x 48	71	1249	1277	1349	1560	1715	1876
158-3060-22- □	30 x 60	82	1299	1338	1421	1659	1843	2026
158-3072-22- □	30 x 72	94	1349	1388	1493	1743	1959	2165
158-3648-26- □	36 x 48	90	1326	1371	1399	1671	1843	2015
158-3660-26- □	36 x 60	94	1382	1432	1465	1776	1976	2165
158-3672-26- □	36 x 72	107	1449	1499	1543	1881	2109	2320

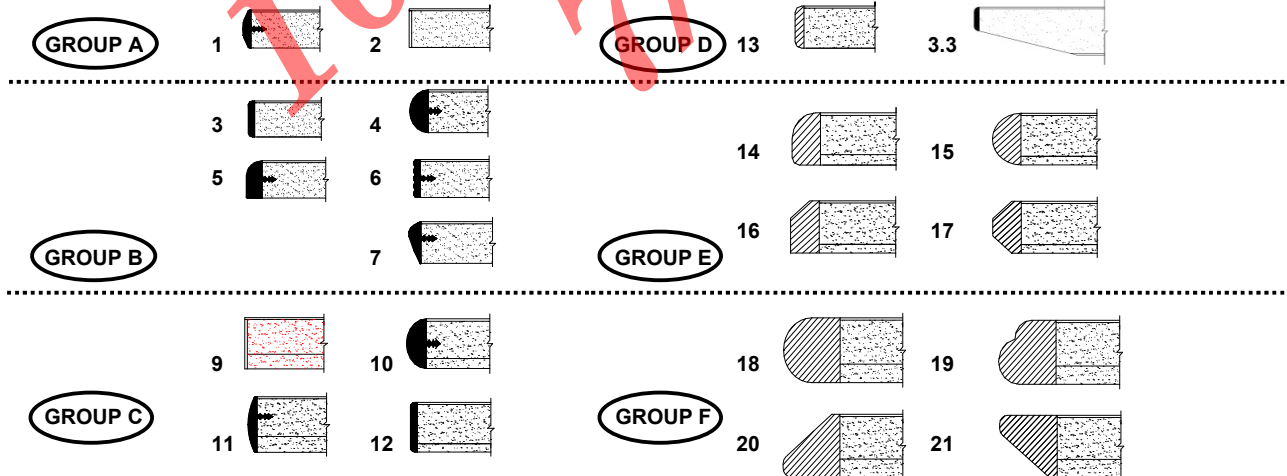


### DURA SERIES MOBILE FLIP-TOP RECTANGULAR WITH SINGLE HANDLE RELEASE

**NOTES:** Standard base finishes: Black or Silver.

**OPTIONS:** For chrome bases and other finishes consult factory.

Standard with black dual wheel casters with brake.



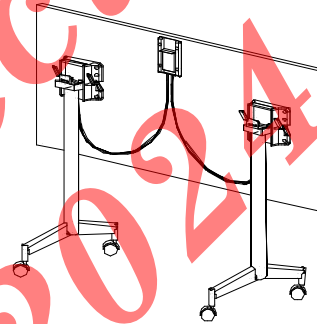




phone: (510) 259-6217  
email: info@actionlaminates.com

## FLIP-TOP TABLES

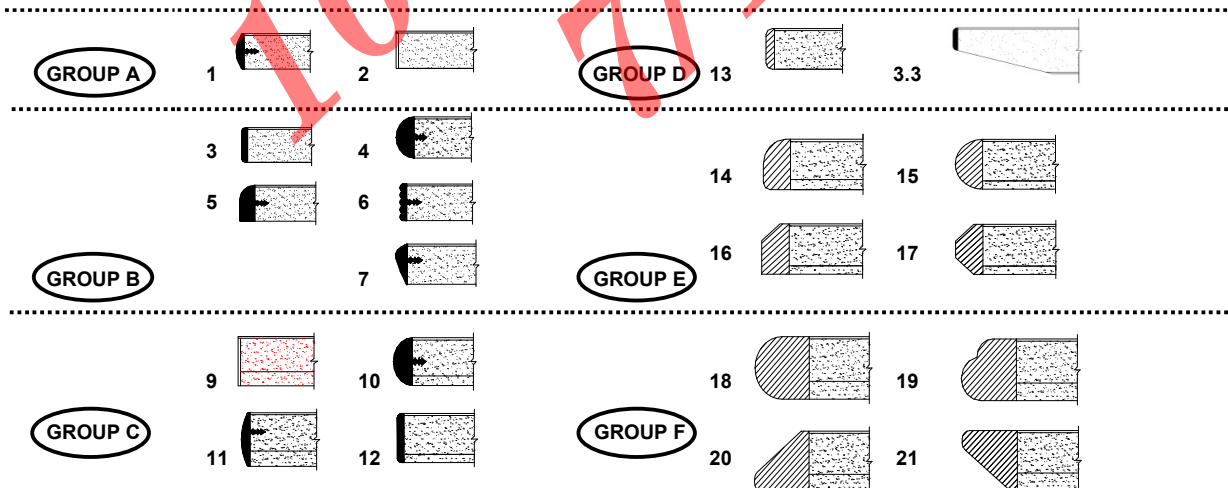
MODEL NUMBER	SIZE	WT.	GROUP A	GROUP B	GROUP C	GROUP D	GROUP E	GROUP F
	<b>D x W</b>							
161-2036-16-	20 x 36	35	1186	1197	1248	1402	1505	1602
161-2042-16-	20 x 42	43	1197	1208	1254	1431	1550	1659
161-2048-16-	20 x 48	47	1208	1226	1277	1488	1636	1778
161-2060-16-	20 x 60	50	1208	1226	1277	1488	1636	1778
161-2072-16-	20 x 72	58	1243	1271	1340	1573	1733	1910
161-2436-20-	24 x 36	49	1208	1220	1265	1459	1585	1704
161-2442-20-	24 x 42	54	1220	1237	1288	1522	1670	1824
161-2448-20-	24 x 48	58	1220	1237	1288	1522	1670	1824
161-2460-20-	24 x 60	67	1254	1283	1351	1596	1778	1949
161-2472-20-	24 x 72	76	1294	1322	1408	1676	1881	2081
161-3036-26-	30 x 36	56	1265	1294	1357	1545	1687	1818
161-3042-26-	30 x 42	61	1283	1311	1385	1602	1761	1927
161-3048-26-	30 x 48	67	1283	1311	1385	1602	1761	1927
161-3060-26-	30 x 60	78	1334	1374	1459	1704	1892	2081
161-3072-26-	30 x 72	90	1385	1425	1533	1790	2012	2223
161-3648-26-	36 x 48	76	1351	1397	1425	1704	1881	2058
161-3660-26-	36 x 60	90	1408	1459	1493	1813	2018	2212
161-3672-26-	36 x 72	103	1476	1528	1573	1921	2155	2371


















### PROPEL SERIES MOBILE FLIP-TOP RECTANGULAR WITH SINGLE HANDLE RELEASE

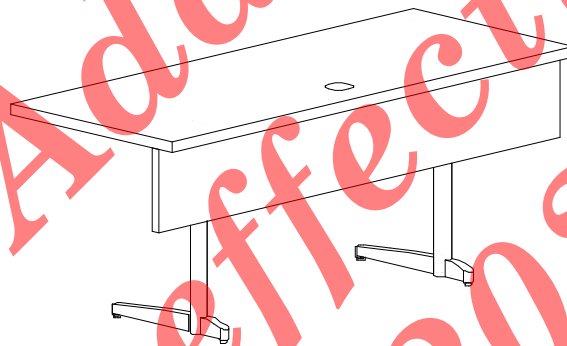
**NOTES:** Standard base finish is black.  
Standard with black dual wheel casters with brake.

**OPTIONS:** For chrome bases add \$116 list per table.  
Other base finishes available, consult factory.



## TRAINING TABLES

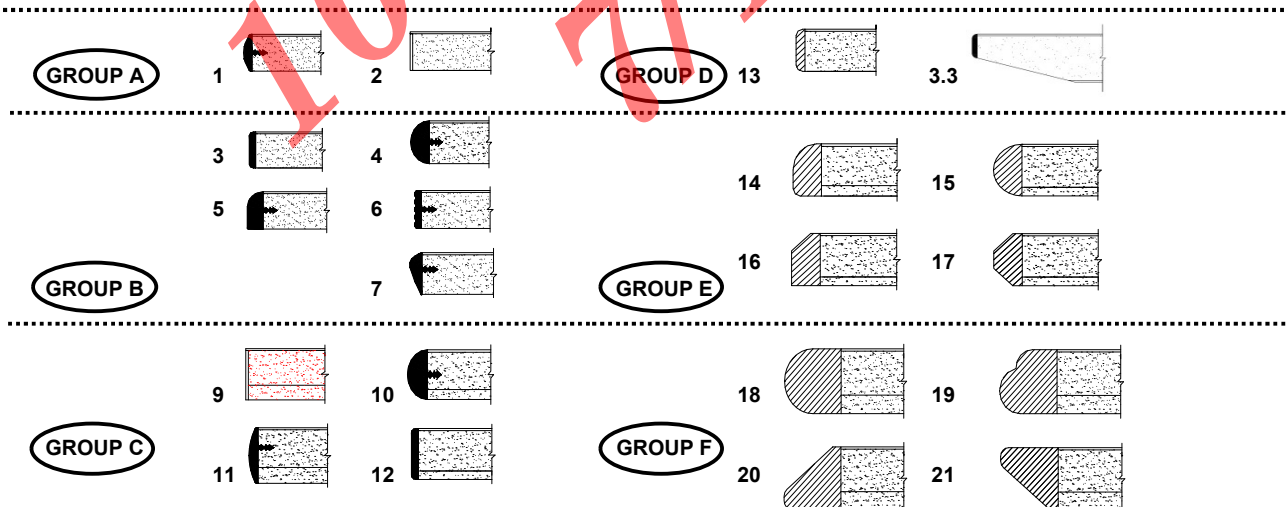
MODEL NUMBER	SIZE	WT.	GROUP A	GROUP B	GROUP C	GROUP D	GROUP E	GROUP F
188-1-2048-15- 	20 x 48	61	901	918	969	1180	1328	1471
188-1-2060-15- 	20 x 60	73	986	1015	1083	1317	1476	1653
188-1-2072-15- 	20 x 72	84	1083	1112	1197	1454	1647	1835
188-1-2084-15- 	20 x 84	94	1208	1254	1368	1676	1915	2160
188-1-2096-15- 	20 x 96	106	1265	1311	1425	1733	1972	2217
188-1-2448-22- 	24 x 48	67	912	929	980	1214	1362	1516
188-1-2460-22- 	24 x 60	80	998	1026	1094	1340	1522	1693
188-1-2472-22- 	24 x 72	93	1094	1123	1208	1476	1682	1881
188-1-2484-22- 	24 x 84	105	1220	1265	1379	1699	1949	2200
188-1-2496-22- 	24 x 96	118	1277	1322	1436	1756	2006	2257
188-1-3048-26- 	30 x 48	78	975	1003	1077	1294	1454	1619
188-1-3060-26- 	30 x 60	93	1077	1117	1203	1448	1636	1824
188-1-3072-26- 	30 x 72	109	1186	1226	1334	1590	1813	2024
188-1-3084-26- 	30 x 84	123	1334	1391	1528	1830	2092	2360
188-1-3096-26- 	30 x 96	156	1391	1448	1585	1887	2149	2417



### ALUMA CAST SERIES RECTANGULAR

**NOTES:** Standard base finish is black or silver.  
 Standard with 9" h modesty panel.  
 Standard with 3" round grommet and #WM-2 trough.  
 Standard with C-style bases.

**OPTIONS:** Modesty panel is available in self edge or black t-mold, please specify.  
 For power and data devices, see page 18.

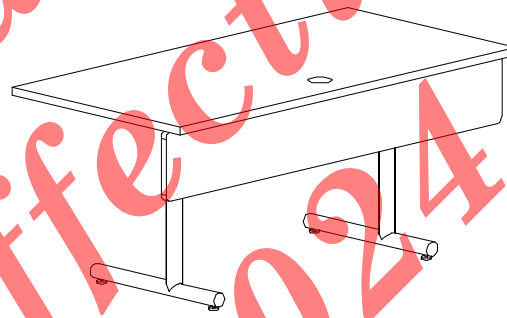




phone: (510) 259-6217  
email: info@actionlaminates.com

## TRAINING TABLES

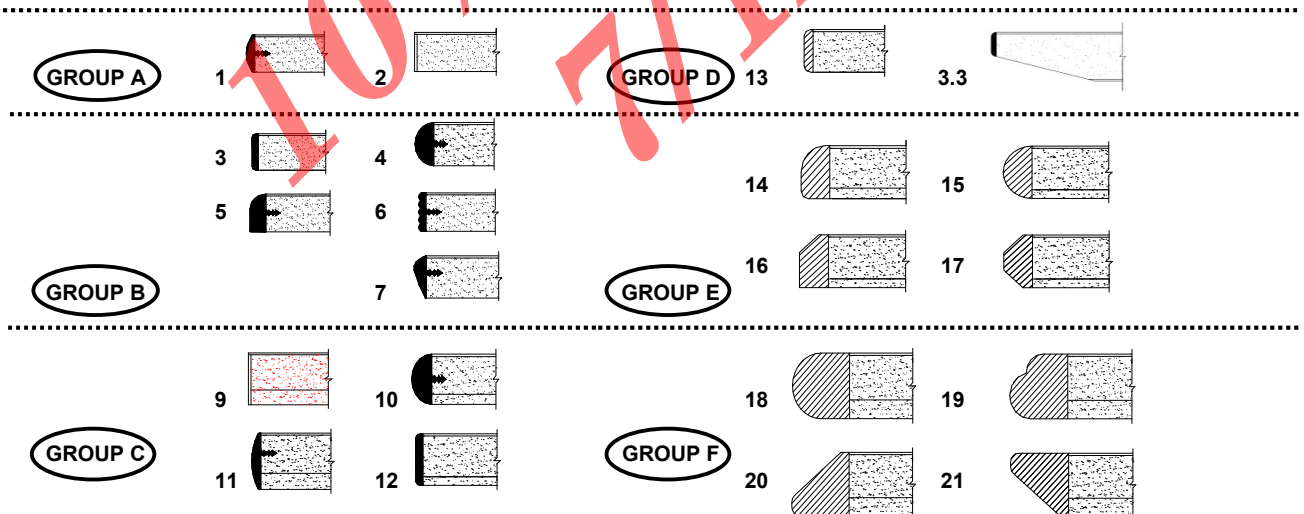
MODEL NUMBER	SIZE	WT.	GROUP A	GROUP B	GROUP C	GROUP D	GROUP E	GROUP F
153-1-2048-18-□	20 x 48	69	966	982	1032	1238	1382	1521
153-1-2060-18-□	20 x 60	81	1049	1077	1143	1371	1526	1698
153-1-2072-18-□	20 x 72	92	1143	1171	1254	1504	1693	1876
153-1-2084-18-□	20 x 84	102	1265	1310	1421	1721	1954	2192
153-1-2096-18-□	20 x 96	114	1321	1365	1476	1776	2009	2248
153-1-2448-18-□	24 x 48	75	966	982	1032	1260	1404	1554
153-1-2460-18-□	24 x 60	88	1049	1077	1143	1382	1560	1726
153-1-2472-18-□	24 x 72	101	1143	1171	1254	1515	1715	1909
153-1-2484-18-□	24 x 84	113	1265	1310	1421	1732	1976	2220
153-1-2496-18-□	24 x 96	126	1321	1365	1476	1787	2031	2276
153-1-3048-22-□	30 x 48	86	993	1021	1093	1304	1460	1621
153-1-3060-22-□	30 x 60	101	1093	1132	1215	1454	1637	1820
153-1-3072-22-□	30 x 72	117	1199	1238	1343	1593	1809	2015
153-1-3084-22-□	30 x 84	131	1343	1399	1532	1826	2081	2342
153-1-3096-22-□	30 x 96	146	1399	1454	1587	1881	2137	2398



### DURA SERIES RECTANGULAR

**NOTES:** Standard base finishes: Black or Silver.  
Standard with 9" high modesty panel.  
Standard with 3" round grommet and #WM-2 trough.  
Standard with C-Style bases.

**OPTIONS:** For Chrome bases add \$80 to List.  
For power and data devices, see page 18.  
Modesty panel is available in self edge or black t-mold, please specify.

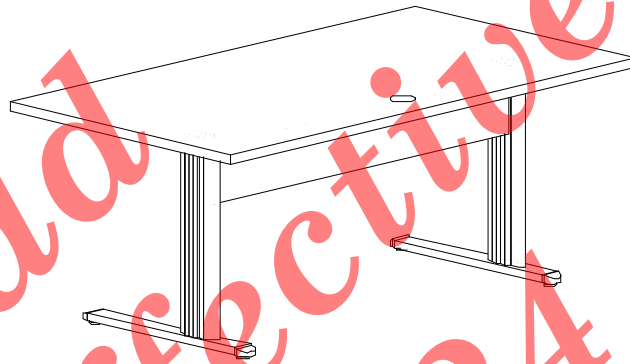




phone: (510) 259-6217  
 email: info@actionlaminates.com

## TRAINING TABLES

MODEL NUMBER	SIZE	WT.	GROUP A	GROUP B	GROUP C	GROUP D	GROUP E	GROUP F
173-1-2448-22-	24 x 48	69	992	1009	1060	1294	1442	1596
173-1-2460-22-	24 x 60	82	1037	1066	1134	1379	1562	1733
173-1-2472-22-	24 x 72	94	1134	1163	1248	1516	1721	1921
173-1-3048-27-	30 x 48	80	1020	1049	1123	1340	1499	1664
173-1-3060-27-	30 x 60	95	1083	1123	1208	1454	1642	1830
173-1-3072-27-	30 x 72	110	1191	1231	1340	1596	1818	2029

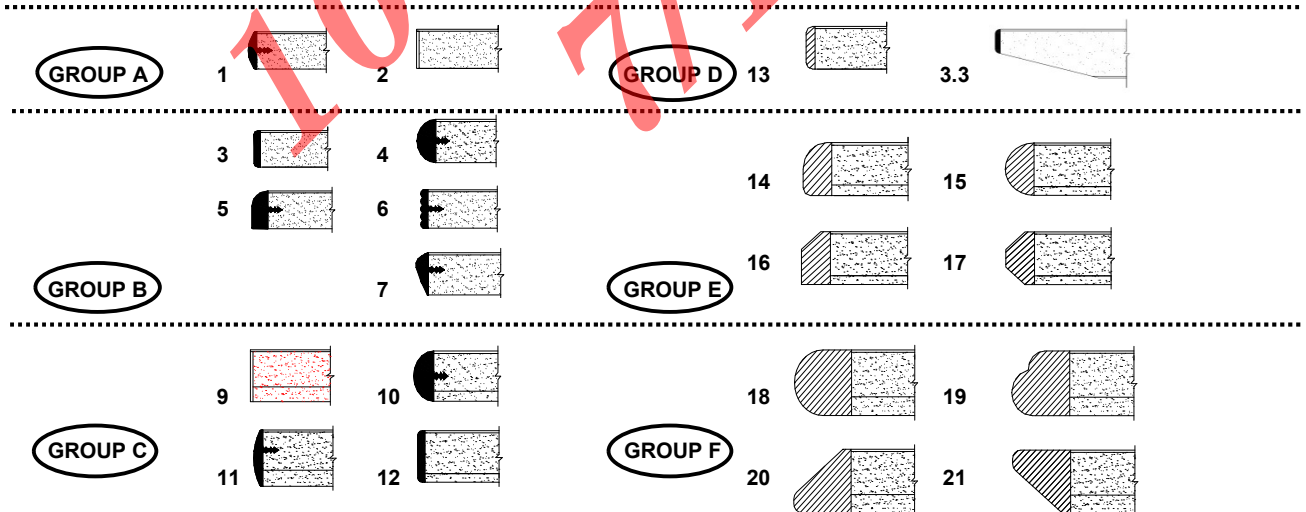


Add effective 10/11/2024

### PETRA SERIES RECTANGULAR

**NOTES:** Standard base finish is black.  
 Standard with 9" h metal modesty panel.  
 Standard with 3" round grommet and cable trough.  
 Standard with C-Style bases.

**OPTIONS:** Other finishes are available, consult factory.  
 Wire management legs (vertical) add \$85 list per leg.  
 For power and data devices, see page 18.






phone: (510) 259-6217  
email: info@actionlaminates.com

## HEIGHT ADJUSTABLE TABLES: ELECTRIC

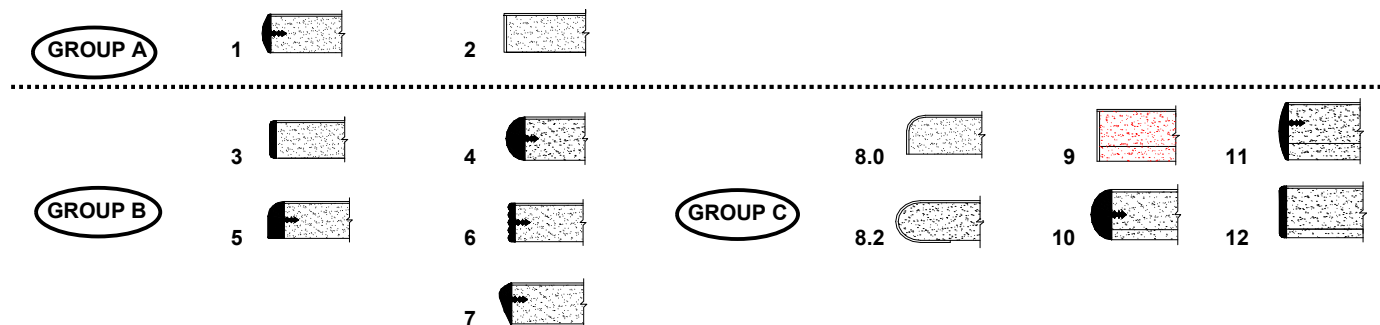
MODEL NUMBER	SIZE D x W	WT.	GROUP A	GROUP B	GROUP C
130-2430-□	24 x 30	87	1215	1227	1277
130-2436-□	24 x 36	91	1227	1238	1282
130-2448-□	24 x 48	100	1238	1254	1304
130-2460-□	24 x 60	113	1271	1299	1365
130-2472-□	24 x 72	122	1310	1338	1421
130-2484-□	24 x 84	131	1382	1426	1537
130-2496-□	24 x 96	140	1382	1426	1537
130-3030-□	30 x 30	92	1238	1265	1321
130-3036-□	30 x 36	98	1249	1277	1338
130-3048-□	30 x 48	109	1265	1293	1365
130-3060-□	30 x 60	124	1315	1354	1437
130-3072-□	30 x 72	136	1365	1404	1510
130-3084-□	30 x 84	147	1460	1515	1648
130-3096-□	30 x 96	158	1460	1515	1648



### CHAPEAU SERIES RECTANGULAR 2 LEGS - 2 STAGE

**NOTES:** Vertical adjustment capability : 28-1/2" to 48"h.  
Standard with 4-Button Programmable Keypad.  
Lifts 300 lbs. (including top). Cable manager included.  
Standard base finish is Silver.

**OPTIONS:** Custom size tables available, please consult factory.  
Other finishes available: black, white powder coat.






phone: (510) 259-6217  
email: info@actionlaminates.com

## HEIGHT ADJUSTABLE TABLES: ELECTRIC

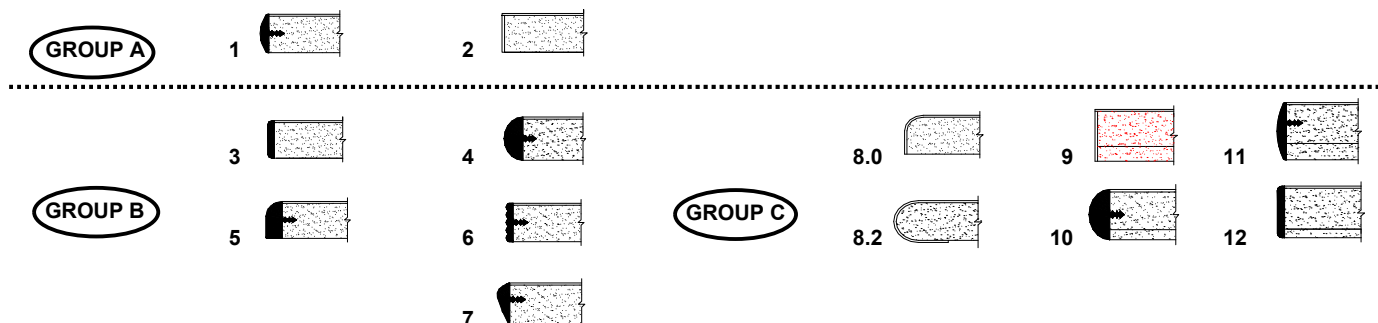
MODEL NUMBER	SIZE D x W	WT.	GROUP A	GROUP B	GROUP C
131-2430-□	24 x 30	93	1437	1449	1499
131-2436-□	24 x 36	97	1449	1460	1504
131-2448-□	24 x 48	106	1460	1476	1526
131-2460-□	24 x 60	119	1493	1521	1587
131-2472-□	24 x 72	128	1532	1560	1643
131-2484-□	24 x 84	137	1604	1648	1759
131-2496-□	24 x 96	146	1604	1648	1759
131-3030-□	30 x 30	98	1460	1487	1543
131-3036-□	30 x 36	104	1471	1499	1560
131-3048-□	30 x 48	115	1487	1515	1587
131-3060-□	30 x 60	130	1537	1576	1659
131-3072-□	30 x 72	142	1587	1626	1732
131-3084-□	30 x 84	153	1682	1737	1870
131-3096-□	30 x 96	164	1682	1737	1870



### CHAPEAU SERIES RECTANGULAR 2 LEGS - 3 STAGE

**NOTES:** Vertical adjustment capability : 25" to 50-1/4".  
Standard with 4-Button Programmable Keypad.  
Lifts 300 lbs. (including top). Cable manager included.  
Standard base finish is Silver.

**OPTIONS:** Custom size tables available, please consult factory.  
Other finishes available: black, white powder coat.








phone: (510) 259-6217  
 email: info@actionlaminates.com

## HEIGHT ADJUSTABLE TABLES: ELECTRIC

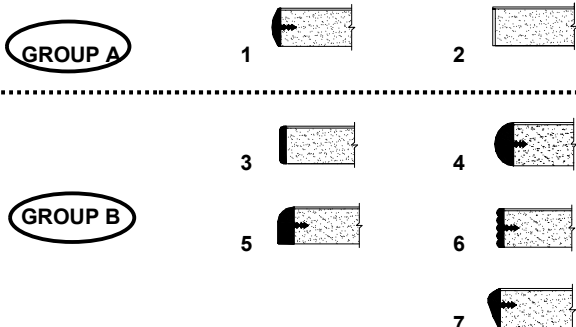
MODEL NUMBER	SIZE D x W	WT.	GROUP A	GROUP B
132-4860-2424-	48x60 x 24x24	176	2398	2464
132-4872-2424-	48x72 x 24x24	185	2481	2559
132-4884-2424-	48x84 x 24x24	194	2647	2753
132-6072-2424-	60x72 x 24x24	211	2609	2703
132-6084-2424-	60x84 x 24x24	222	2814	2947
132-4860-2430-	48x60 x 24x30	176	2398	2464
132-4872-2430-	48x72 x 24x30	185	2481	2559
132-4884-2430-	48x84 x 24x30	194	2647	2753
132-6072-2430-	60x72 x 24x30	211	2609	2703
132-6084-2430-	60x84 x 24x30	222	2814	2947
132-4860-3024-	48x60 x 30x24	176	2398	2464
132-4872-3024-	48x72 x 30x24	185	2481	2559
132-4884-3024-	48x84 x 30x24	194	2647	2753
132-6072-3024-	60x72 x 30x24	211	2609	2703
132-6084-3024-	60x84 x 30x24	222	2814	2947
132-4860-3030-	48x60 x 30x30	176	2398	2464
132-4872-3030-	48x72 x 30x30	185	2481	2559
132-4884-3030-	48x84 x 30x30	194	2647	2753
132-6072-3030-	60x72 x 30x30	211	2609	2703
132-6084-3030-	60x84 x 30x30	222	2814	2947



### CHAPEAU SERIES EXTENDED CURVED CORNER 3 LEGS - 3 STAGE

**NOTES:** Specify Left or Right Extension  
 Vertical adjustment capability : 25" to 50-1/4"h.  
 Standard with 4-Button Programmable Keypad.  
 Lifts 350 lbs. (including top). Cable manager included.

**OPTIONS:** Custom size tables available, please consult factory.  
 Standard Finish is silver powder coat.  
 Other finishes available: black, white powder coat.

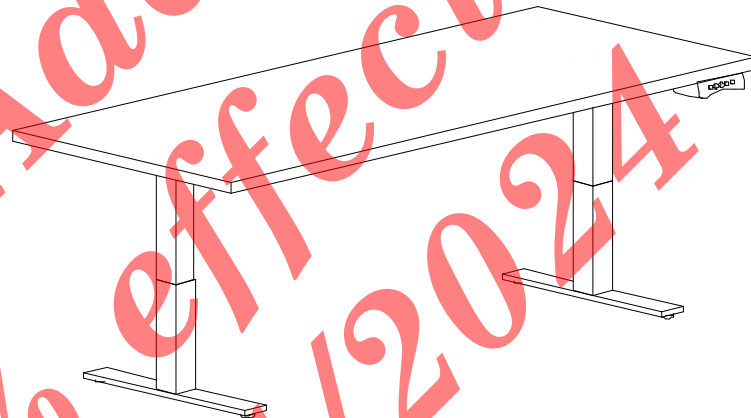




phone: (510) 259-6217  
email: info@actionlaminates.com

## HEIGHT ADJUSTABLE TABLES: ELECTRIC

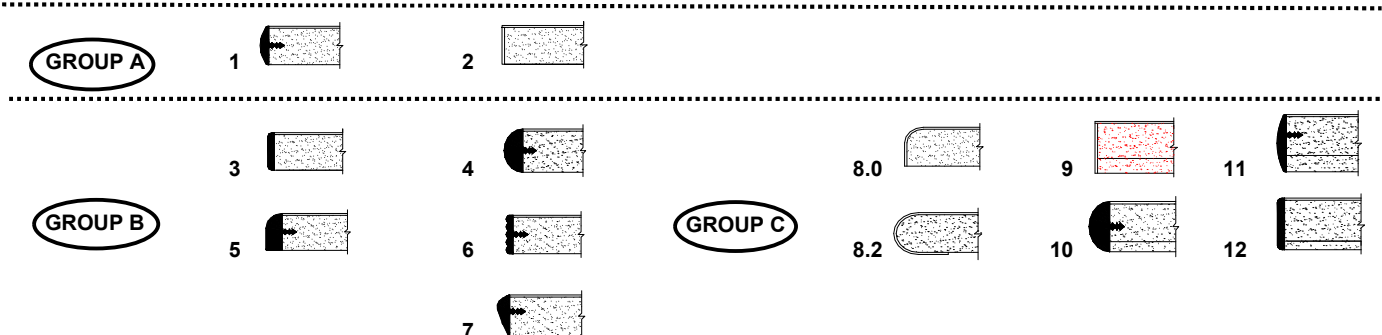
MODEL NUMBER	SIZE D x W	WT.	GROUP A	GROUP B	GROUP C
133-2430-18-□	24 x 30	73	2220	2231	2281
133-2436-18-□	24 x 36	77	2231	2242	2287
133-2448-18-□	24 x 48	86	2242	2259	2309
133-2460-18-□	24 x 60	95	2276	2303	2370
133-2472-18-□	24 x 72	104	2314	2342	2425
133-3030-22-□	30 x 30	78	2259	2287	2342
133-3036-22-□	30 x 36	84	2270	2298	2359
133-3048-22-□	30 x 48	95	2287	2314	2387
133-3060-22-□	30 x 60	106	2337	2375	2459
133-3072-22-□	30 x 72	118	2387	2425	2531
133-3636-26-□	36 x 36	95	2314	2342	2403
133-3648-26-□	36 x 48	104	2370	2414	2442
133-3660-26-□	36 x 60	118	2425	2475	2509
133-3672-26-□	36 x 72	131	2492	2542	2586



### ADVANCE SERIES RECTANGULAR 2 LEGS - 2 STAGE

**NOTES:** Vertical adjustment capability: 26" to 45-3/4".  
Standard with upgrade memory keypad.  
Standard base finish is Silver.  
No connecting frame between legs.

**OPTIONS:** Custom size tables available, please consult factory.  
Other finishes available: black, white powder coat.  
**Cantilevered "C" Legs:** ADD: \$50  
**Premium Curved Foot:** ADD: \$155

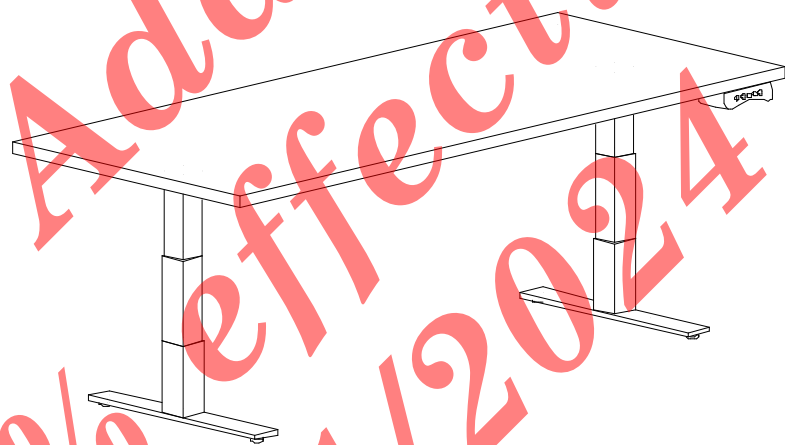




phone: (510) 259-6217  
 email: info@actionlaminates.com

## HEIGHT ADJUSTABLE TABLES: ELECTRIC

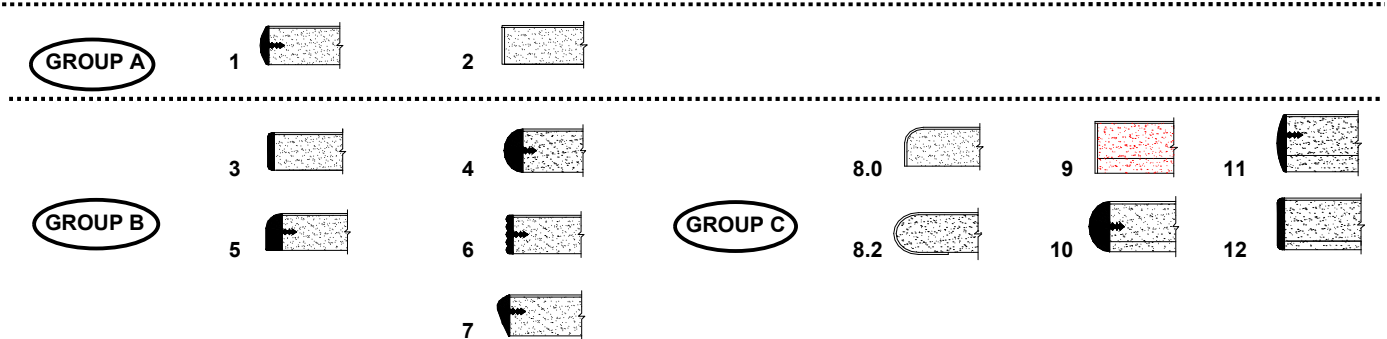
MODEL NUMBER	SIZE D x W	WT.	GROUP A	GROUP B	GROUP C
134-2430-18-□	24 x 30	89	2625	2636	2686
134-2436-18-□	24 x 36	93	2636	2647	2692
134-2448-18-□	24 x 48	102	2647	2664	2714
134-2460-18-□	24 x 60	111	2681	2708	2775
134-2472-18-□	24 x 72	120	2720	2747	2831
134-3030-22-□	30 x 30	94	2664	2692	2747
134-3036-22-□	30 x 36	100	2675	2703	2764
134-3048-22-□	30 x 48	111	2692	2720	2792
134-3060-22-□	30 x 60	122	2742	2781	2864
134-3072-22-□	30 x 72	134	2792	2831	2936
134-3636-26-□	36 x 36	111	2720	2747	2808
134-3648-26-□	36 x 48	120	2775	2819	2847
134-3660-26-□	36 x 60	134	2831	2880	2914
134-3672-26-□	36 x 72	147	2897	2947	2991



### ADVANCE SERIES RECTANGULAR 2 LEGS - 3 STAGE

**NOTES:** Vertical adjustment capability: 21" to 47"h.  
 Standard with upgrade memory keypad.  
 Standard base finish is Silver.  
 No connecting frame between legs.

**OPTIONS:** Custom size tables available, please consult factory.  
 Other finishes available: black, white powder coat.  
**Cantilevered "C" Legs:** ADD: \$50  
**Premium Curved Foot:** ADD: \$155

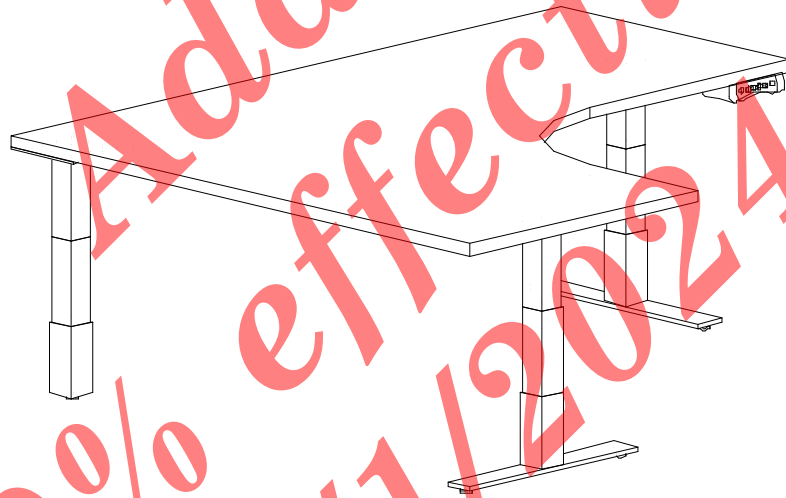




phone: (510) 259-6217  
email: info@actionlaminates.com

## HEIGHT ADJUSTABLE TABLES: ELECTRIC

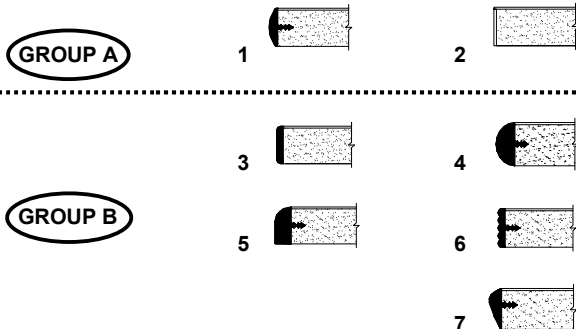
MODEL NUMBER	SIZE D x W	WT.	GROUP A	GROUP B
135-□-4860-2424-□	48x60 x 24x24	176	4101	4168
135-□-4872-2424-□	48x72 x 24x24	185	4185	4262
135-□-6072-2424-□	60x72 x 24x24	211	4312	4407
135-□-4860-2430-□	48x60 x 24x30	176	4124	4190
135-□-4872-2430-□	48x72 x 24x30	185	4207	4285
135-□-6072-2430-□	60x72 x 24x30	211	4335	4429
135-□-4860-3024-□	48x60 x 30x24	176	4124	4190
135-□-4872-3024-□	48x72 x 30x24	185	4207	4285
135-□-6072-3024-□	60x72 x 30x24	211	4335	4429
135-□-4860-3030-□	48x60 x 30x30	176	4124	4190
135-□-4872-3030-□	48x72 x 30x30	185	4207	4285
135-□-6072-3030-□	60x72 x 30x30	211	4335	4429



### ADVANCE SERIES EXTENDED CURVED CORNER 3 LEGS - 3 STAGE

**NOTES:** Specify Left or Right Extension  
Vertical adjustment capability: 22-1/4" to 48-1/4"h.  
Standard with upgrade memory keypad.  
Standard base finish is silver

**OPTIONS:** Custom size tables available, please consult factory.  
Other finishes available: black, white powder coat.  
**Cantilevered "C" Legs:** ADD: \$50  
**Premium Curved Foot:** ADD: \$155

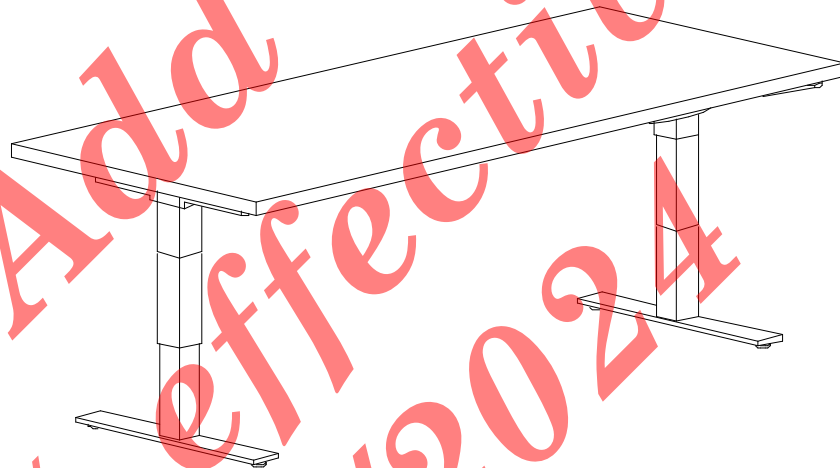




phone: (510) 259-6217  
 email: info@actionlaminates.com

## HEIGHT ADJUSTABLE TABLES: COUNTERBALANCE

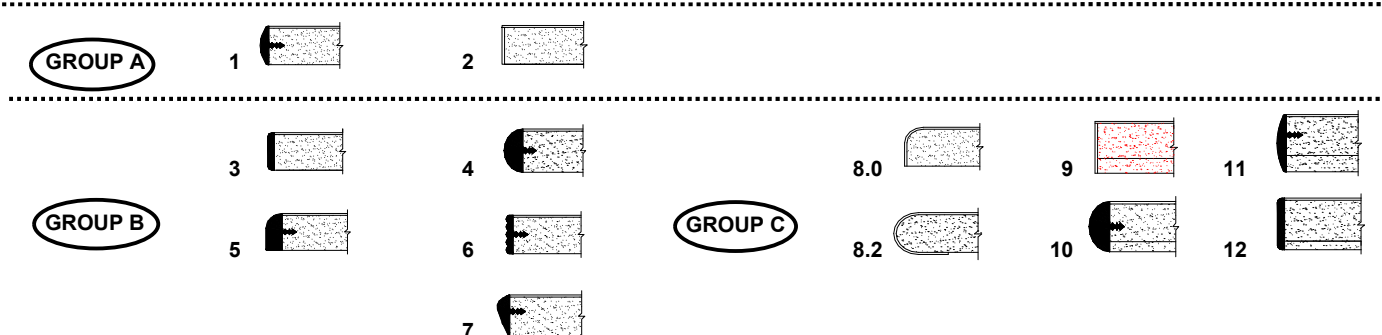
MODEL NUMBER	SIZE D x W	WT.	GROUP A	GROUP B	GROUP C
136-2448-18-□	24 x 48	96	2353	2370	2420
136-2460-18-□	24 x 60	115	2387	2414	2481
136-2472-18-□	24 x 72	134	2425	2453	2536
136-3048-22-□	30 x 48	107	2409	2436	2509
136-3060-22-□	30 x 60	128	2459	2498	2581
136-3072-22-□	30 x 72	150	2509	2547	2653
136-3648-26-□	36 x 48	118	2492	2536	2564
136-3660-26-□	36 x 60	142	2547	2597	2631
136-3672-26-□	36 x 72	165	2614	2664	2708



### ADVANCE SERIES COUNTERBALANCE RECTANGULAR 2 LEGS - 3 STAGE

**NOTES:** Vertical adjustment capability: 26" to 45-1/2"h.  
 Standard with single lever adjustment.  
 Standard base finish is Silver.  
 Specify Lift Weight. Please consult factory.

**OPTIONS:** Custom size tables available, please consult factory.  
 Other finishes available: black, white powder coat.  
**Cantilevered "C" Legs:** ADD: \$50  
**2" Dia Dual Wheel Locking Casters:** ADD: \$86





phone: (510) 259-6217  
 email: info@actionlaminates.com

## HEIGHT ADJUSTABLE TABLES: PNEUMATIC

MODEL NUMBER	SIZE Dia.	WT.	GROUP A	GROUP B	GROUP C
137-24-20- <input type="checkbox"/>	24"	57	1282	1293	1343
137-30-20- <input type="checkbox"/>	30"	63	1310	1338	1393
137-36-20- <input type="checkbox"/>	36"	76	1676	1704	1765
137-42-24- <input type="checkbox"/>	42"	103	1826	1870	1920
137-48-32- <input type="checkbox"/>	48"	123	1948	1992	2042

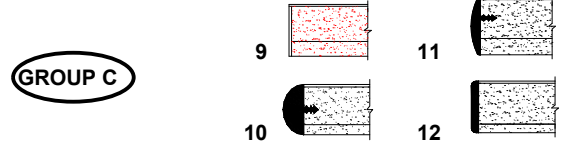
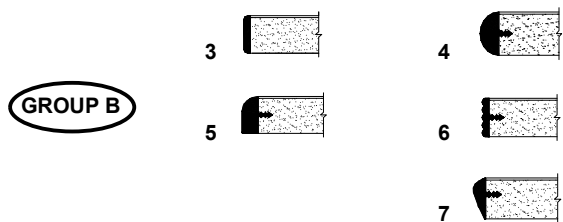
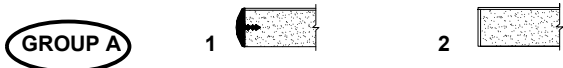


Add 10% effective 7/11/2024

### SATURN SERIES PNEUMATIC DISK ROUND

**NOTES:** Vertical adjustment capability : 26-3/4" to 44-1/2".  
 Standard with single lever adjustment.  
 Standard base finish is silver.  
 Specify Lift Weight. Please consult factory.

**OPTIONS:** Custom size tables available, please consult factory.  
 Other finishes available: black, white powder coat.  
**Genuflip single lever flip mechanism: ADD \$205**



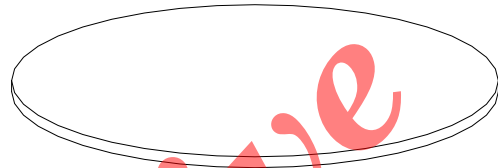


phone: (510) 259-6217  
email: info@actionlaminates.com

## CONFERENCE TOPS

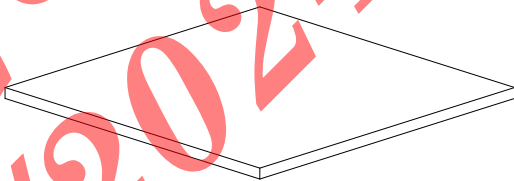
MODEL NUMBER	SIZE	WT.	GROUP A	GROUP B	GROUP C	GROUP D	GROUP E	GROUP F
	<b>Dia x Ht.</b>							
29-24- <input type="checkbox"/>	24 x 1.25	16	160	177	251	416	495	665
29-30- <input type="checkbox"/>	30 x 1.25	22	188	222	302	490	542	849
29-36- <input type="checkbox"/>	36 x 1.25	35	228	274	348	661	787	1027
29-42- <input type="checkbox"/>	42 x 1.25	48	382	439	490	952	1129	1454
29-48- <input type="checkbox"/>	48 x 1.25	63	382	439	490	952	1129	1454
29-60- <input type="checkbox"/>	60 x 1.25	98	576	667	730	1299	1511	1921
29-72- <input type="checkbox"/>	*72 x 1.25	141	998	1140	1311	1903	2149	2645

### ROUND



	D x W							
30-24- <input type="checkbox"/>	24 x 24	20	137	148	200	331	422	524
30-30- <input type="checkbox"/>	30 x 30	31	165	194	251	422	547	684
30-36- <input type="checkbox"/>	36 x 36	45	205	234	296	519	678	832
30-42- <input type="checkbox"/>	42 x 42	61	359	405	456	781	992	1197
30-48- <input type="checkbox"/>	48 x 48	80	359	405	456	781	992	1197
30-60- <input type="checkbox"/>	60 x 60	125	553	627	695	1077	1340	1596
30-72- <input type="checkbox"/>	*72 x 72	180	935	1077	1186	1676	1984	2303

### SQUARE



**NOTES:** \* 72" tops are 2-piece construction with permanent seam.

**OPTIONS:** For 6" radius corners group E & F add \$630 list.  
For 6" radius corner group A - D add \$150 list.

Diagram illustrating various corner and edge options for conference table tops, categorized into groups A through F. Each group shows different cross-sectional views of the table edge and corner profiles.

- GROUP A:** Shows options 1 and 2 for square corners.
- GROUP B:** Shows options 3, 4, 5, 6, and 7 for square corners.
- GROUP C:** Shows options 9 and 11 for square corners.
- GROUP D:** Shows options 13 and 3.3 for square corners.
- GROUP E:** Shows options 14, 15, 16, and 17 for square corners.
- GROUP F:** Shows options 18, 19, 20, and 21 for square corners.

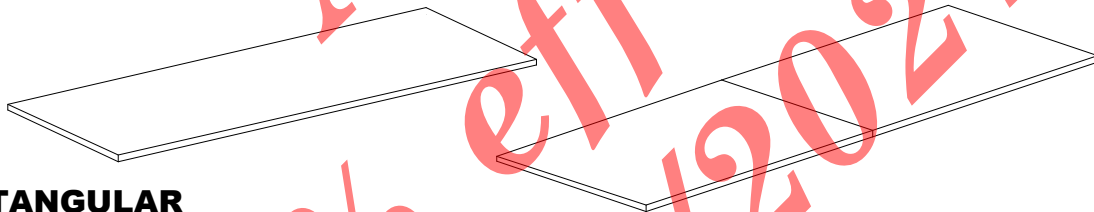




phone: (510) 259-6217  
email: info@actionlaminates.com

## CONFERENCE TOPS

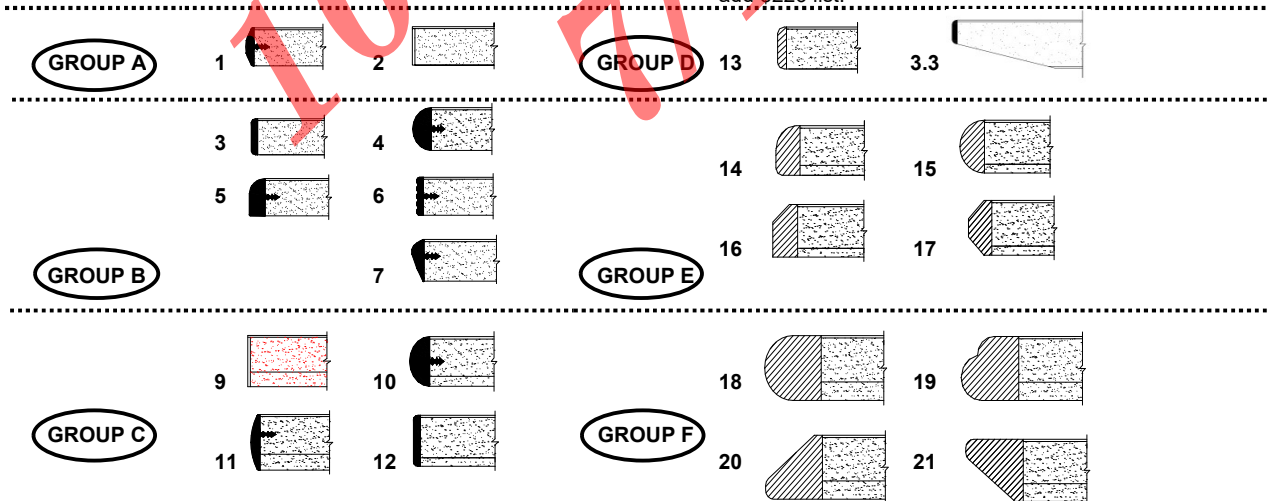
MODEL NUMBER	SIZE	WT.	GROUP A	GROUP B	GROUP C	GROUP D	GROUP E	GROUP F
201-3660-	36 x 60	75	319	371	405	724	929	1123
201-3672-	36 x 72	90	388	439	485	832	1066	1283
201-3696-	36 x 96	120	519	599	661	1072	1351	1613
201-36120-	36 x 120	150	650	718	787	1294	1625	1944
201-36144-	36 x 144	180						
201-4260-	42 x 60	88	433	473	524	889	1112	1328
201-4272-	42 x 72	105	519	570	621	1020	1277	1516
201-4296-	42 x 96	140	678	747	827	1283	1585	1887
201-42120-	42 x 120	175	849	935	1026	1539	1898	2246
201-42144-	42 x 144	210	1009	1106	1220	1813	2217	2639
201-4872-	48 x 72	120	519	570	621	1020	1277	1516
201-4896-	48 x 96	160	678	747	827	1283	1585	1887
201-48120-	48 x 120	200	849	935	1026	1539	1898	2246
201-48144-	48 x 144	240	1009	1106	1220	1813	2217	2639
201-48192-	48 x 192*	320	1585	1739	1921	2582	3084	3591
201-48240-	48 x 240*	400	1927	2120	2331	3129	3842	4332
201-48288-	48 x 288*	480	2240	2434	2662	3848	4657	5506
201-6096-	60 x 96	200	849	929	1026	1505	1824	2149
201-60120-	60 x 120	250	1049	1163	1265	1807	2177	2554
201-60144-	60 x 144	300	1265	1391	1528	2120	2588	2975
201-60192-	60 x 192*	400	1915	2103	2314	2964	3620	4019
201-60240-	60 x 240*	500	2337	2571	2833	3591	4212	4839
201-60288-	60 x 288*	600	2747	3004	3283	4463	5398	6167



### RECTANGULAR

**NOTES:** Tops to 144" are standard in one piece.  
\* Denotes a two-piece top with draw-bolt connection at center seam.

**OPTIONS:** For 6" radius corner group A - D add \$150 list.  
For 6" radius corners group E & F add \$630 list.  
Two-piece construction for tops 144" and smaller add \$226 list.






phone: (510) 259-6217  
email: info@actionlaminates.com

## CONFERENCE TOPS

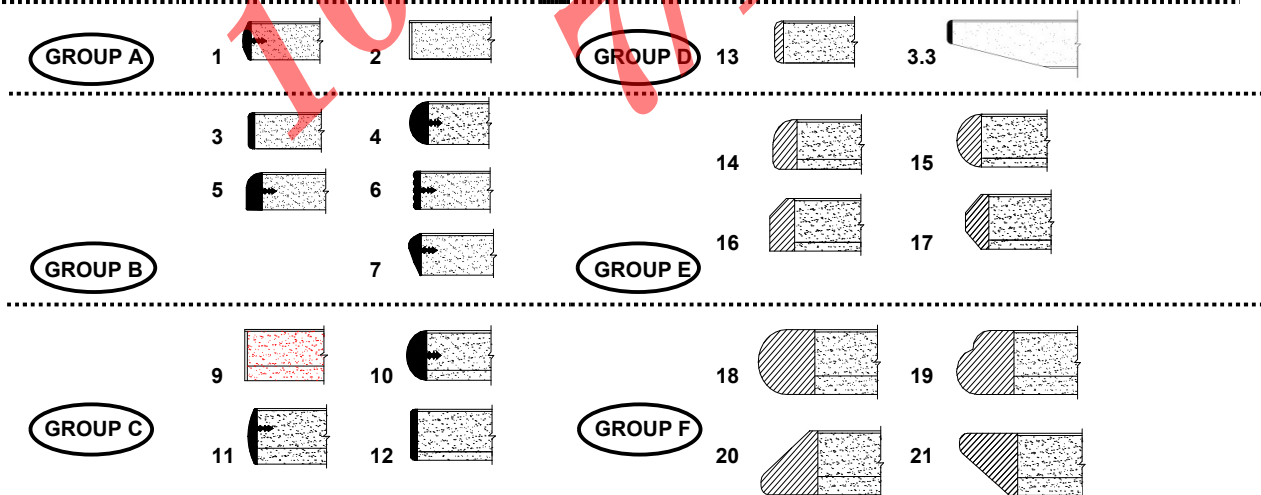
MODEL NUMBER	SIZE	WT.	GROUP A	GROUP B	GROUP C	GROUP D	GROUP E	GROUP F
204-3660-□	36 x 60	75	547	638	701	1072	1237	1516
204-3672-□	36 x 72	90	616	713	781	1180	1379	1687
204-3696-□	36 x 96	120	747	866	946	1419	1664	2018
204-36120-□	36 x 120	150	884	1020	1112	1664	1938	2348
204-36144-□	36 x 144	180	1009	1174	1288	1898	2223	2685
204-4260-□	42 x 60	88	673	770	849	1283	1454	1801
204-4272-□	42 x 72	105	747	866	946	1402	1607	1984
204-4296-□	42 x 96	140	912	1043	1151	1670	1921	2337
204-42120-□	42 x 120	175	1083	1243	1374	1932	2234	2708
204-42144-□	42 x 144	210	1248	1431	1579	2206	2559	3078
204-4872-□	48 x 72	120	747	866	946	1402	1607	1984
204-4896-□	48 x 96	160	912	1043	1151	1670	1921	2337
204-48120-□	48 x 120	200	1083	1243	1374	1932	2234	2708
204-48144-□	48 x 144	240	1248	1431	1579	2206	2559	3078
204-48192-□	48 x 192*	320	1813	2092	2291	3158	3426	4041
204-48240-□	48 x 240*	400	2149	2480	2725	3506	4207	4777
204-48288-□	48 x 288*	480	2491	2742	3158	4247	5039	5974
204-6096-□	60 x 96	200	1032	1186	1305	1875	2143	2611
204-60120-□	60 x 120	250	1220	1402	1539	2155	2485	3004
204-60144-□	60 x 144	300	1425	1636	1801	2457	2839	3409
204-60192-□	60 x 192*	400	2143	2360	2599	3392	3853	4526
204-60240-□	60 x 240*	500	2571	2833	3112	4007	4589	5347
204-60288-□	60 x 288*	600	2993	3306	3625	4874	5774	6680



### RACETRACK SHAPE

**NOTES:** Tops up to 144" are standard in one piece.  
\* Denotes a two-piece top with draw-bolt connection at center seam.

**OPTIONS:** Two-piece construction for tops 144" and smaller add \$226 list


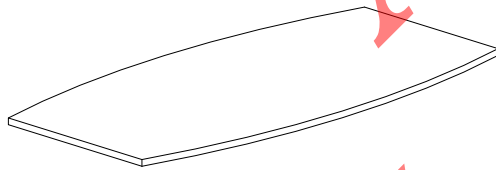




phone: (510) 259-6217  
email: info@actionlaminates.com

## CONFERENCE TOPS

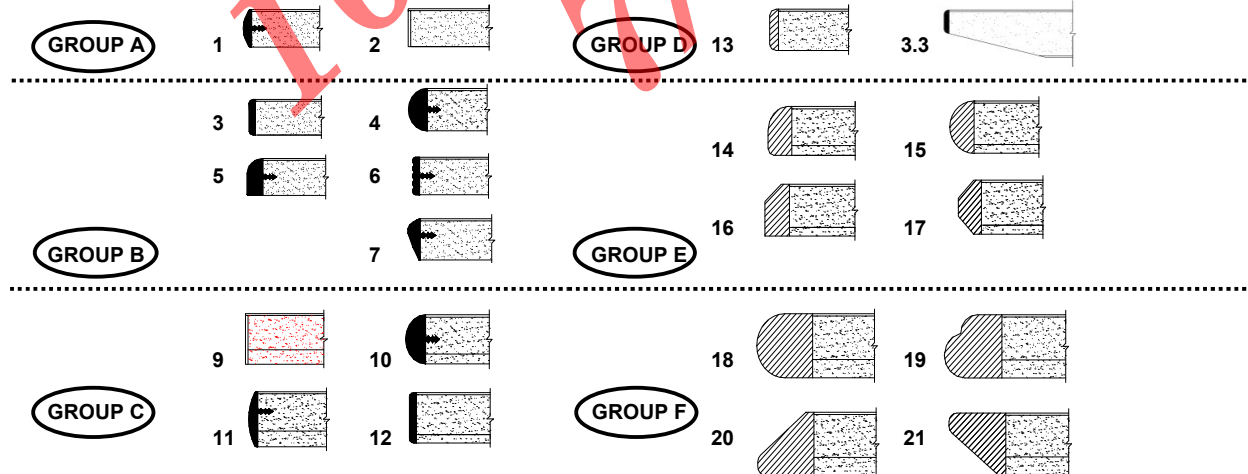
MODEL NUMBER	SIZE	WT.	GROUP A	GROUP B	GROUP C	GROUP D	GROUP E	GROUP F
202-3660-□	30,36 x 60	75	547	638	701	1072	1237	1516
202-3672-□	30,36 x 72	90	616	713	781	1180	1379	1687
202-3696-□	30,36 x 96	120	747	866	946	1419	1664	2018
202-36120-□	30,36 x 120	150	884	1020	1112	1664	1938	2348
202-36144-□	30,36 x 144	180	1009	1174	1288	1898	2223	2685
202-4260-□	30,42 x 60	88	673	770	849	1283	1454	1801
202-4272-□	30,42 x 72	105	747	866	946	1402	1607	1984
202-4296-□	30,42 x 96	140	912	1043	1151	1670	1921	2337
202-42120-□	30,42 x 120	175	1083	1243	1374	1932	2234	2708
202-42144-□	30,42 x 144	210	1248	1431	1579	2206	2559	3078
202-4872-□	36,48 x 72	120	747	866	946	1402	1607	1984
202-4896-□	36,48 x 96	160	912	1043	1151	1670	1921	2337
202-48120-□	36,48 x 120	200	1083	1243	1374	1932	2234	2708
202-48144-□	36,48 x 144	240	1248	1431	1579	2206	2559	3078
202-48192-□	36,48 x 192*	320	1813	2092	2291	3158	3426	4041
202-48240-□	36,48 x 240*	400	2149	2480	2725	3506	4207	4777
202-48288-□	36,48 x 288*	480	2491	2742	3158	4247	5039	5974
202-6096-□	48,60 x 96	200	1032	1186	1305	1875	2143	2611
202-60120-□	48,60 x 120	250	1220	1402	1539	2155	2485	3004
202-60144-□	48,60 x 144	300	1425	1636	1801	2457	2839	3409
202-60192-□	48,60 x 192*	400	2143	2360	2599	3392	3853	4526
202-60240-□	48,60 x 240*	500	2571	2833	3112	4007	4589	5347
202-60288-□	48,60 x 288*	600	2993	3306	3625	4874	5774	6680



### BOAT SHAPE

**NOTES:** Tops up to 144" are standard in one piece.  
\* Denotes a two-piece top with draw-bolt connection at center seam.

**OPTIONS:** For 6" radius corner group A - D add \$150 list.  
For 6" radius corners group E & F add \$630 list.  
Two-piece construction for tops 144" and smaller add \$226 list.


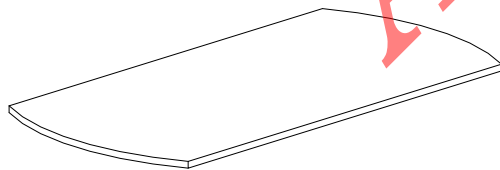




phone: (510) 259-6217  
email: info@actionlaminates.com

## CONFERENCE TOPS

MODEL NUMBER	SIZE	WT.	GROUP A	GROUP B	GROUP C	GROUP D	GROUP E	GROUP F
203-3660-□	36 x 60	75	547	638	701	1072	1237	1516
203-3672-□	36 x 72	90	616	713	781	1180	1379	1687
203-3696-□	36 x 96	120	747	866	946	1419	1664	2018
203-36120-□	36 x 120	150	884	1020	1112	1664	1938	2348
203-36144-□	36 x 144	180	1009	1174	1288	1898	2223	2685
203-4260-□	42 x 60	88	673	770	849	1283	1454	1801
203-4272-□	42 x 72	105	747	866	946	1402	1607	1984
203-4296-□	42 x 96	140	912	1043	1151	1670	1921	2337
203-42120-□	42 x 120	175	1083	1243	1374	1932	2234	2708
203-42144-□	42 x 144	210	1248	1431	1579	2206	2559	3078
203-4872-□	48 x 72	120	747	866	946	1402	1607	1984
203-4896-□	48 x 96	160	912	1043	1151	1670	1921	2337
203-48120-□	48 x 120	200	1083	1243	1374	1932	2234	2708
203-48144-□	48 x 144	240	1248	1431	1579	2206	2559	3078
203-48192-□	48 x 192*	320	1813	2092	2291	3158	3426	4041
203-48240-□	48 x 240*	400	2149	2480	2725	3506	4207	4777
203-48288-□	48 x 288*	480	2491	2742	3158	4247	5039	5974
203-6096-□	60 x 96	200	1032	1186	1305	1875	2143	2611
203-60120-□	60 x 120	250	1220	1402	1539	2155	2485	3004
203-60144-□	60 x 144	300	1425	1636	1801	2457	2839	3409
203-60192-□	60 x 192*	400	2143	2360	2599	3392	3853	4526
203-60240-□	60 x 240*	500	2571	2833	3112	4007	4589	5347
203-60288-□	60 x 288*	600	2993	3306	3625	4874	5774	6680



### CONVEX SHAPE

NOTES: Tops up to 144" are standard in one piece.

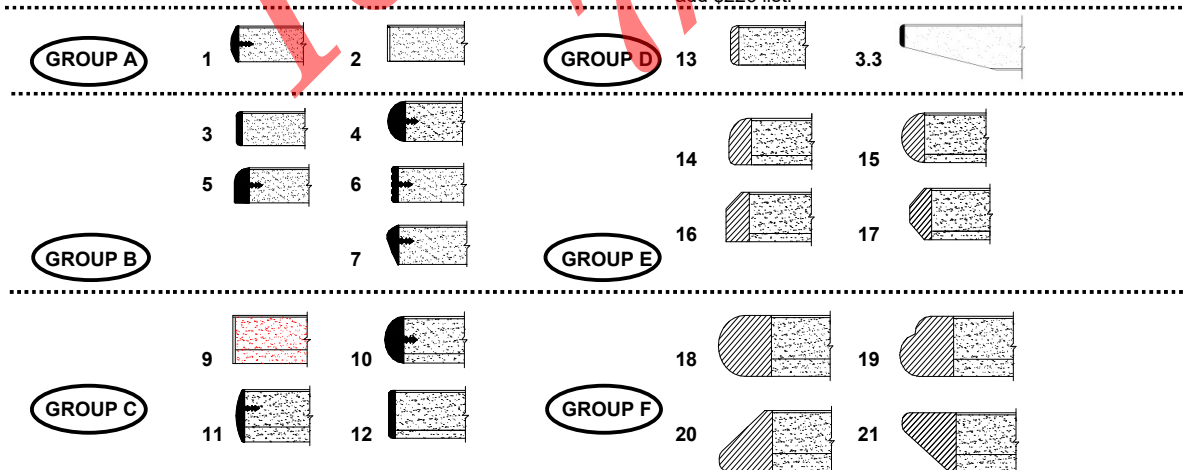
\* Denotes a two-piece top with draw-bolt connection at center seam.

#### OPTIONS:

For 6" radius corner group A - D add \$150 list.

For 6" radius corners group E & F add \$630 list.

Two-piece construction for tops 144" and smaller add \$226 list.





phone: (510) 259-6217  
email: info@actionlaminates.com

## CONFERENCE TOPS

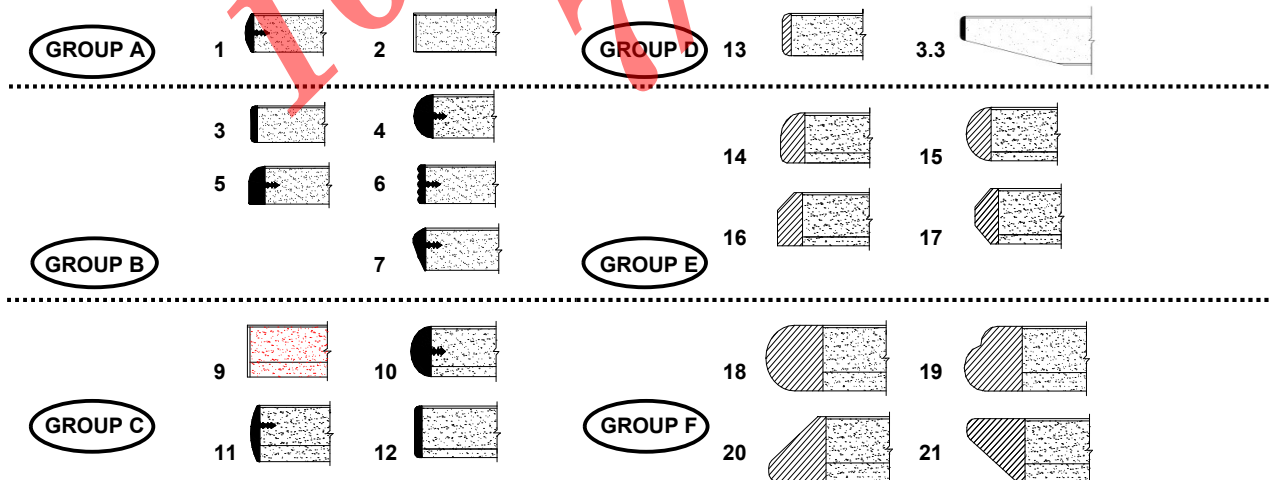
MODEL NUMBER	SIZE	WT.	GROUP A	GROUP B	GROUP C	GROUP D	GROUP E	GROUP F
205-3660-□	36 x 60	75	604	707	770	1180	1362	1670
205-3672-□	36 x 72	90	678	781	861	1300	1516	1853
205-3684-□	36 x 84	105	821	946	1043	1568	1824	2217
205-3696-□	36 x 96	120	821	946	1043	1568	1824	2217
205-4272-□	42 x 72	105	821	946	1043	1539	1773	2177
205-4284-□	42 x 84	123	1003	1146	1271	1830	2115	2576
205-4296-□	42 x 96	140	1003	1146	1271	1830	2115	2576
205-42120-□	42 x 120	175	1191	1368	1511	2126	2457	2981
205-42144-□	42 x 144	210	1374	1579	1733	2423	2816	3386
205-4884-□	48 x 84	140	1003	1146	1271	1830	2115	2576
205-4896-□	48 x 96	160	1003	1146	1271	1830	2115	2576
205-48120-□	48 x 120	200	1191	1368	1511	2126	2457	2981
205-48144-□	48 x 144	240	1374	1579	1733	2423	2816	3386
205-6096-□	60 x 96	200	1134	1305	1436	2052	2360	2879
205-60120-□	60 x 120	250	1345	1539	1699	2377	2730	3306
205-60144-□	60 x 144	300	1573	1801	1984	2708	3124	3745



### OVAL SHAPE

**NOTES:** Tops up to 144" are standard in one piece.

**OPTIONS:** Two-piece construction for tops 144" and smaller add \$226 list.

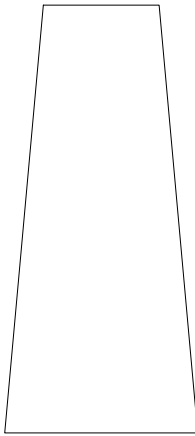




phone: (510) 259-6217  
email: info@actionlaminates.com

## CONFERENCE TOPS

MODEL NUMBER	SIZE	WT.	GROUP A	GROUP B	GROUP C	GROUP D	GROUP E	GROUP F
206-4896-□	24,48 x 96	120	815	895	992	1528	1898	2269
206-48120-□	24,48 x 120	150	1020	1112	1231	1853	2280	2702
206-48144-□	24,48 x 144	180	1208	1322	1465	2172	2656	3135
206-6096-□	30,60 x 96	150	1020	1112	1231	1801	2200	2582
206-60120-□	30,60 x 120	188	1265	1391	1516	2160	2622	3061
206-60144-□	30,60 x 144	225	1516	1670	1835	2542	3107	3557

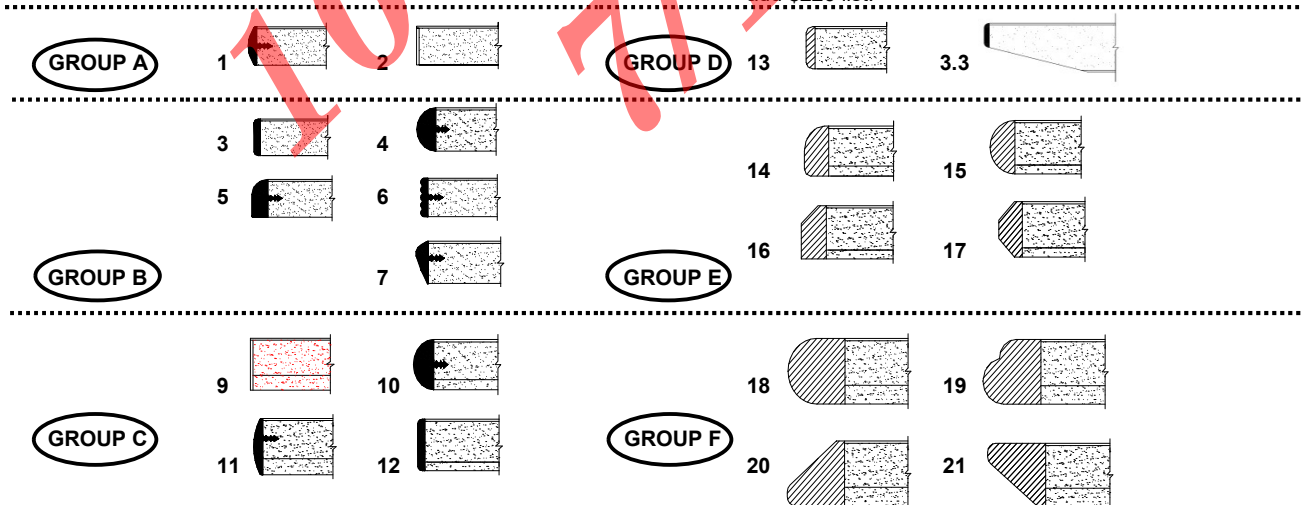


Add effective 10% 7/1/2024

### TELECONFERENCE SHAPE

**NOTES:** Tops up to 144" are standard in one piece.

**OPTIONS:** For 6" radius corner group A - D add \$150 list.  
For 6" radius corners group E & F add \$630 list.  
Two-piece construction for tops 144" and smaller add \$226 list.








phone: (510) 259-6217  
 email: info@actionlaminates.com

## CONFERENCE TABLES

MODEL NUMBER	SIZE	WT.	GROUP A	GROUP B	GROUP C	GROUP D	GROUP E	GROUP F
	<b>Dia x Ht.</b>							
259-36-□	36 x 29	125	915	955	983	1350	1475	1718
259-42-□	42 x 29	145	1141	1203	1243	1712	1887	2204
259-48-□	48 x 29	155	1141	1203	1243	1712	1887	2204
259-60-□	60 x 29	200	1413	1503	1571	2130	2339	2752
259-72-□	*72 x 29	250	1949	2096	2215	2802	3057	3537

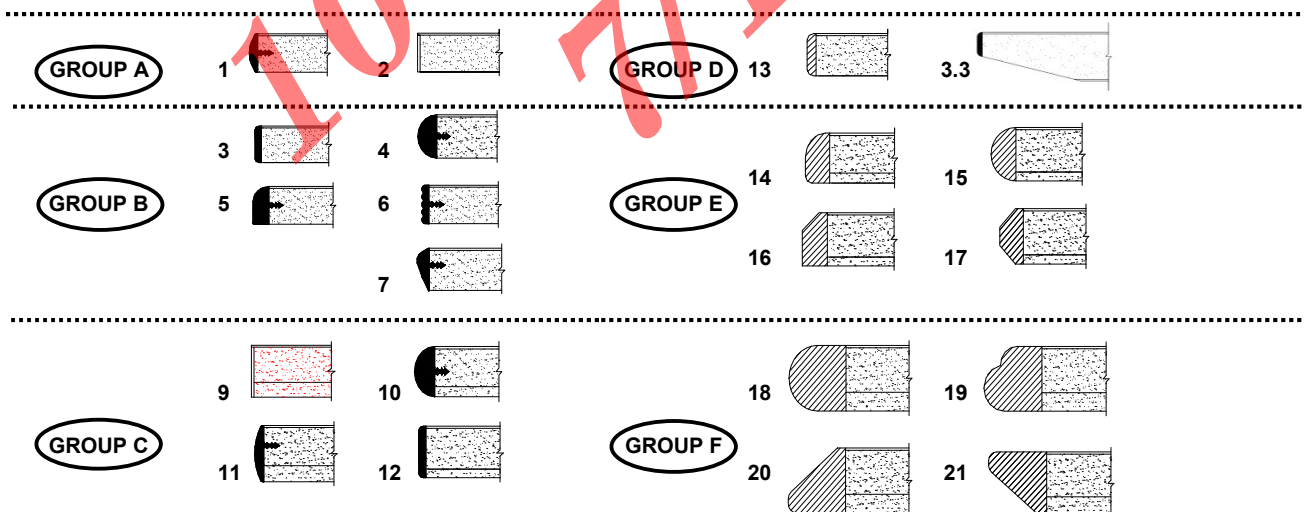


Add effective 10/10 7/11/2024

### ROUND WITH FULL CYLINDER BASE

**NOTES:** \* 72" tops 2-piece construction with permanent seam  
 Standard with cable pass through in base.

**OPTIONS:**





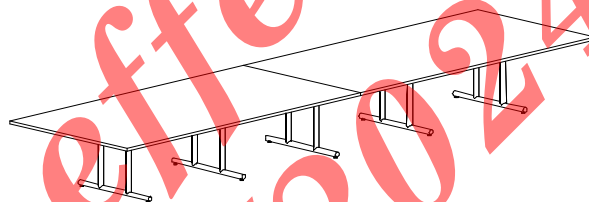
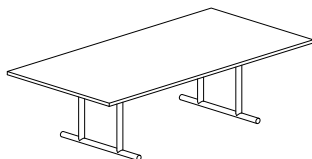


phone: (510) 259-6217  
email: info@actionlaminates.com

**S** Stocked Bases

**CONFERENCE TABLES**

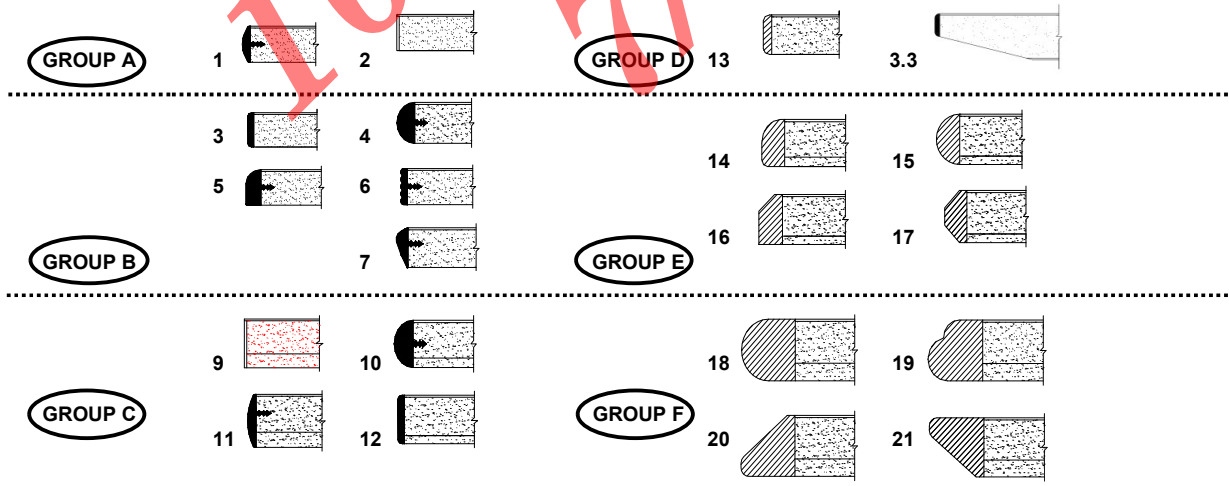
MODEL NUMBER	SIZE	WT.	GROUP A	GROUP B	GROUP C	GROUP D	GROUP E	GROUP F
211-3660-□ <b>S</b>	36 x 60	119	932	982	1016	1326	1526	1715
211-3672-□ <b>S</b>	36 x 72	134	999	1049	1093	1432	1659	1870
211-3696-□ <b>S</b>	36 x 96	164	1127	1204	1265	1665	1937	2192
211-36120-□ <b>S</b>	36 x 120*	216	1565	1632	1698	2192	2514	2825
211-36144-□ <b>S</b>	36 x 144*	246	1698	1776	1854	2420	2792	3152
211-4260-□ <b>S</b>	42 x 60	132	1110	1149	1199	1554	1770	1981
211-4272-□ <b>S</b>	42 x 72	149	1193	1243	1293	1682	1931	2165
211-4296-□ <b>S</b>	42 x 96	184	1349	1415	1493	1937	2231	2525
211-42120-□ <b>S</b>	42 x 120*	241	1859	1943	2031	2531	2880	3219
211-42144-□ <b>S</b>	42 x 144*	276	2015	2109	2220	2797	3191	3602
211-4872-□ <b>S</b>	48 x 72	166	1215	1265	1315	1704	1954	2187
211-4896-□ <b>S</b>	48 x 96	206	1371	1437	1515	1959	2253	2547
211-48120-□ <b>S</b>	48 x 120*	269	1893	1976	2065	2564	2914	3252
211-48144-□ <b>S</b>	48 x 144*	309	2048	2142	2253	2831	3225	3635
211-48168-□ <b>S</b>	48 x 168*	349	2609	2758	2936	3580	4068	4562
211-48192-□ <b>S</b>	48 x 192**	412	2964	3114	3291	3935	4423	4917
211-48240-□ <b>S</b>	48 x 240***	515	3652	3841	4046	4823	5517	5994
211-6096-□ <b>S</b>	60 x 96	246	1537	1615	1709	2176	2486	2803
211-60120-□ <b>S</b>	60 x 120*	319	2087	2198	2298	2825	3186	3552
211-60144-□ <b>S</b>	60 x 144*	369	2298	2420	2553	3130	3585	3963
211-60168-□ <b>S</b>	60 x 168*	419	2930	3114	3319	3952	4590	4978
211-60192-□ <b>S</b>	60 x 192**	492	3286	3469	3674	4307	4945	5334
211-60240-□ <b>S</b>	60 x 240***	615	4052	4279	4534	5273	5877	6488



**DURA SERIES TT BASE, RECTANGULAR**

**NOTES:** Tops up to 144" are standard in one piece.  
\* Denotes three bases.  
\*\* Denotes four bases.  
\*\*\* Denotes five bases.

**OPTIONS:** For 6" radius corner group A - D add \$150 list.  
For 6" radius corners group E & F add \$630 list.  
For two-piece tops smaller than 96" add \$575 list.  
(includes required additional base.)  
For two-piece tops between 120" & 144", add \$226 list.  
For (1) #VWM-2 vertical wire management, add \$40 list.



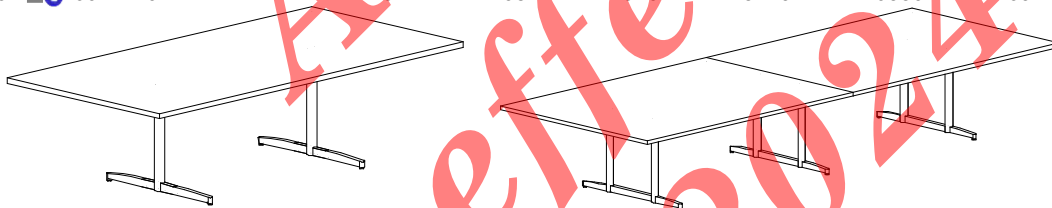


phone: (510) 259-6217  
email: info@actionlaminates.com

**S** Stocked Bases

**CONFERENCE TABLES**

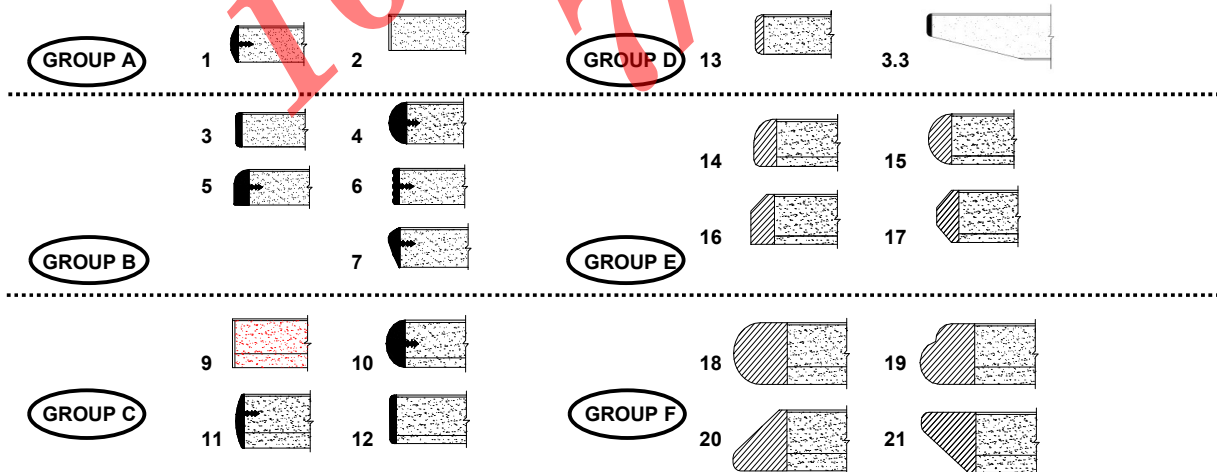
MODEL NUMBER	SIZE	WT.	GROUP A	GROUP B	GROUP C	GROUP D	GROUP E	GROUP F
251-3660-	□ S 36 x 60	97	798	849	884	1203	1408	1602
251-3672-	□ S 36 x 72	112	866	918	963	1311	1545	1761
251-3696-	□ S 36 x 96	142	998	1077	1140	1550	1830	2092
251-36120-	□ S 36 x 120*	183	1368	1436	1505	2012	2343	2662
251-36144-	□ S 36 x 144*	213	1505	1585	1664	2246	2628	2998
251-4260-	□ S 42 x 60	114	1003	1043	1094	1459	1682	1898
251-4272-	□ S 42 x 72	131	1089	1140	1191	1590	1847	2086
251-4296-	□ S 42 x 96	166	1248	1317	1397	1853	2155	2457
251-42120-	□ S 42 x 120*	214	1704	1790	1881	2394	2753	3101
251-42144-	□ S 42 x 144*	249	1864	1961	2075	2668	3072	3494
251-4872-	□ S 48 x 72	160	1328	1379	1431	1830	2086	2326
251-4896-	□ S 48 x 96	200	1488	1556	1636	2092	2394	2696
251-48120-	□ S 48 x 120*	260	2063	2149	2240	2753	3112	3460
251-48144-	□ S 48 x 144*	300	2223	2320	2434	3027	3431	3853
251-48168-	□ S 48 x 168*	340	2799	2953	3135	3796	4298	4805
251-48192-	□ S 48 x 192**	400	3203	3357	3540	4201	4703	5210
251-48240-	□ S 48 x 240***	500	3950	4144	4355	5153	5865	6356
251-6096-	□ S 60 x 96	242	1704	1784	1881	2360	2679	3004
251-60120-	□ S 60 x 120*	313	2331	2445	2548	3089	3460	3836
251-60144-	□ S 60 x 144*	363	2548	2673	2810	3403	3870	4258
251-60168-	□ S 60 x 168*	413	3198	3386	3597	4247	4902	5301
251-60192-	□ S 60 x 192**	484	3625	3813	4024	4674	5330	5729
251-60240-	□ S 60 x 240***	605	4475	4708	4970	5729	6350	6977



**ALUMA CAST SERIES T & TT BASE, RECTANGULAR**

**NOTES:** Tables up to 42" D are standard with T base.  
Tops up to 144" are standard in one piece.  
\* Denotes three bases.  
\*\* Denotes four bases.  
\*\*\* Denotes five bases.

**OPTIONS:** For 6" radius corner group A - D add \$150 list.  
For 6" radius corners group E & F add \$630 list.  
For two-piece tops smaller than 96" add \$515 for T-Base and \$650 for TT-base (includes required additional base.)  
For two-piece tops between 120" & 144", add \$226 list.  
For (1) #VWM-2 vertical wire management, add \$40 list.

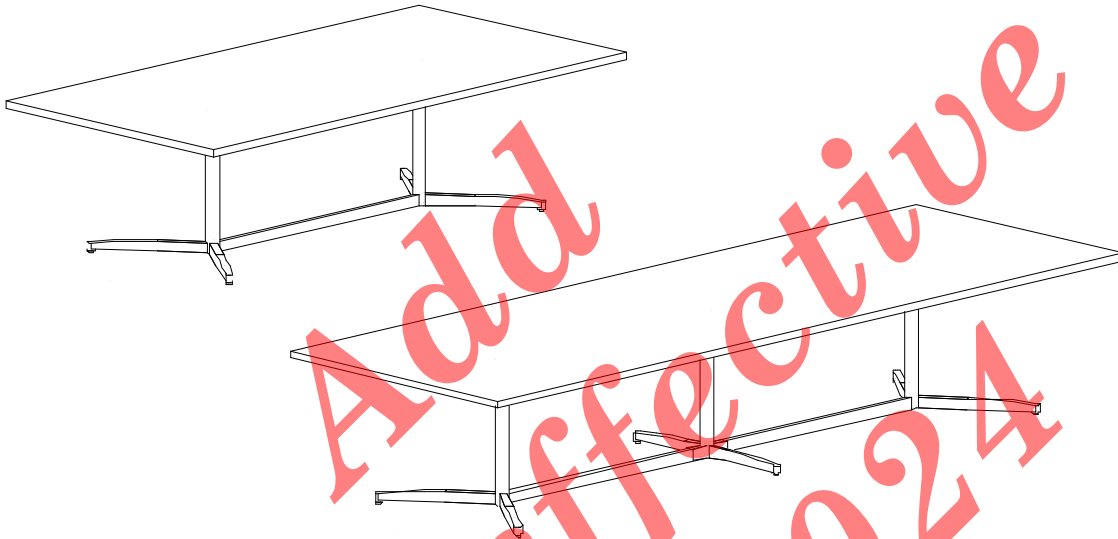




phone: (510) 259-6217  
email: info@actionlaminates.com

## CONFERENCE TABLES

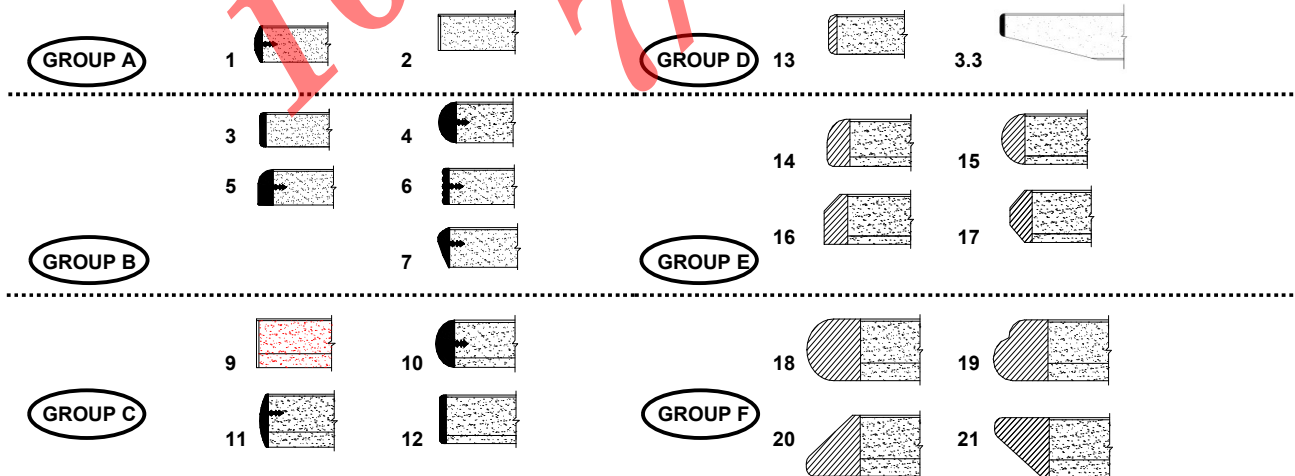
MODEL NUMBER	SIZE	WT.	GROUP A	GROUP B	GROUP C	GROUP D	GROUP E	GROUP F
275-3696- □	36 x 96	148	1465	1545	1607	2018	2297	2559
275-36120- □	36 x 120*	190	1989	2058	2126	2633	2964	3283
275-36144- □	36 x 144*	221	2183	2263	2343	2924	3306	3677
275-4896- □	48 x 96	190	1687	1756	1835	2291	2594	2896
275-48120- □	48 x 120*	244	2303	2388	2480	2993	3352	3699
275-48144- □	48 x 144*	285	2514	2611	2725	3317	3722	4144



### ALUMA CAST SERIES Y-BASE, RECTANGULAR

**NOTES:** Tops up to 144" are standard in one piece.  
\* Denotes three bases.

**OPTIONS:** For 6" radius corner group A - D add \$150 list.  
For 6" radius corners group E & F add \$630 list.  
For two-piece tops smaller than 96" add \$575 list.  
(includes required additional base.)  
For two-piece tops between 120" & 144", add \$226 list.  
For (1) #VWM-2 vertical wire management, add \$40 list.

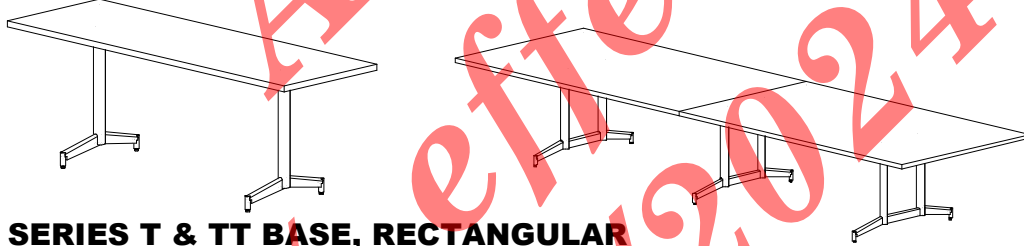




phone: (510) 259-6217  
email: info@actionlaminates.com

## CONFERENCE TABLES

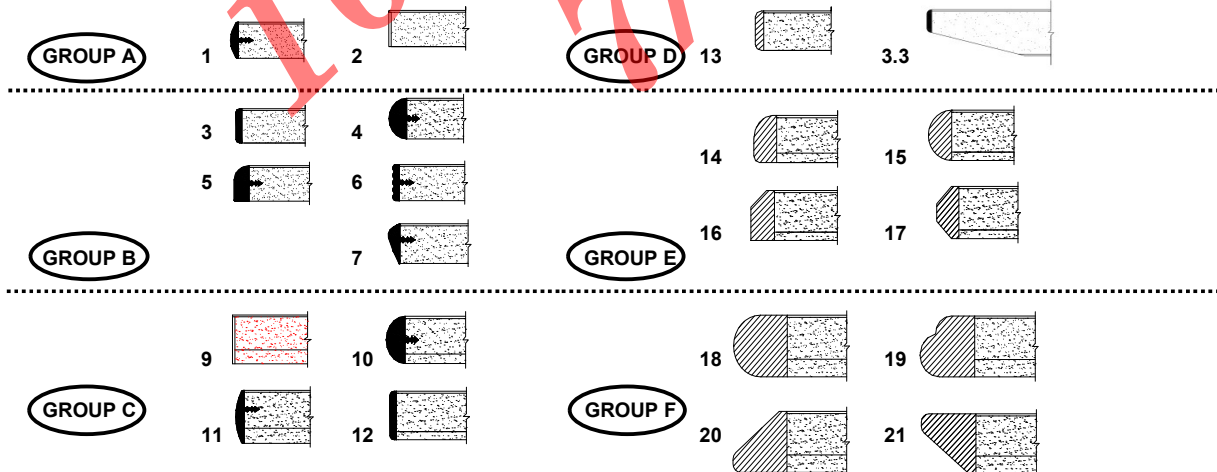
MODEL NUMBER	SIZE	WT.	GROUP A	GROUP B	GROUP C	GROUP D	GROUP E	GROUP F
245-3660-□	36 x 60	97	889	941	975	1294	1499	1693
245-3672-□	36 x 72	112	958	1009	1055	1402	1636	1853
245-3696-□	36 x 96	142	1089	1169	1231	1642	1921	2183
245-36120-□	36 x 120*	183	1505	1573	1642	2149	2480	2799
245-36144-□	36 x 144*	213	1642	1721	1801	2383	2765	3135
245-4260-□	42 x 60	114	1208	1248	1300	1664	1887	2103
245-4272-□	42 x 72	131	1294	1345	1397	1796	2052	2291
245-4296-□	42 x 96	166	1454	1522	1602	2058	2360	2662
245-42120-□	42 x 120*	214	2012	2098	2189	2702	3061	3409
245-42144-□	42 x 144*	249	2172	2269	2383	2975	3380	3802
245-4872-□	48 x 72	160	1442	1493	1545	1944	2200	2440
245-4896-□	48 x 96	200	1602	1670	1750	2206	2508	2810
245-48120-□	48 x 120*	260	2234	2320	2411	2924	3283	3631
245-48144-□	48 x 144*	300	2394	2491	2605	3198	3602	4024
245-48168-□	48 x 168*	340	2970	3124	3306	3967	4469	4976
245-48192-□	48 x 192**	400	3431	3585	3768	4429	4931	5438
245-48240-□	48 x 240***	500	4235	4429	4640	5438	6150	6641
245-6096-□	60 x 96	242	1818	1898	1995	2474	2793	3118
245-60120-□	60 x 120*	313	2502	2616	2719	3260	3631	4007
245-60144-□	60 x 144*	363	2719	2844	2981	3574	4041	4429
245-60168-□	60 x 168*	413	3369	3557	3768	4418	5073	5472
245-60192-□	60 x 192**	484	3853	4041	4252	4902	5558	5957
245-60240-□	60 x 240***	605	4760	4993	5255	6014	6635	7262



### PROPEL SERIES T & TT BASE, RECTANGULAR

**NOTES:** Tables up to 42" D are standard with T base.  
Tops up to 144" are standard in one piece.  
\* Denotes three bases.  
\*\* Denotes four bases.  
\*\*\* Denotes five bases.

**OPTIONS:** For 6" radius corner group A - D add \$150 list.  
For 6" radius corners group E & F add \$630 list.  
For two-piece tops smaller than 96" add \$515 for T-Base and \$690 for TT-base (includes required additional base.)  
For two-piece tops between 120" & 144", add \$226 list.  
For (1) #VWM-2 vertical wire management, add \$40 list.

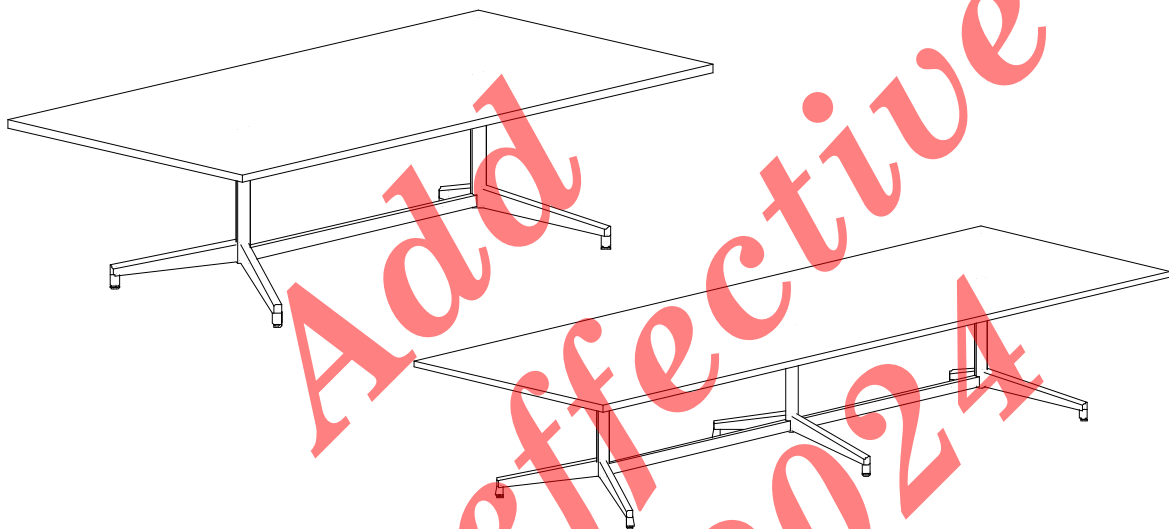




phone: (510) 259-6217  
email: info@actionlaminates.com

## CONFERENCE TABLES

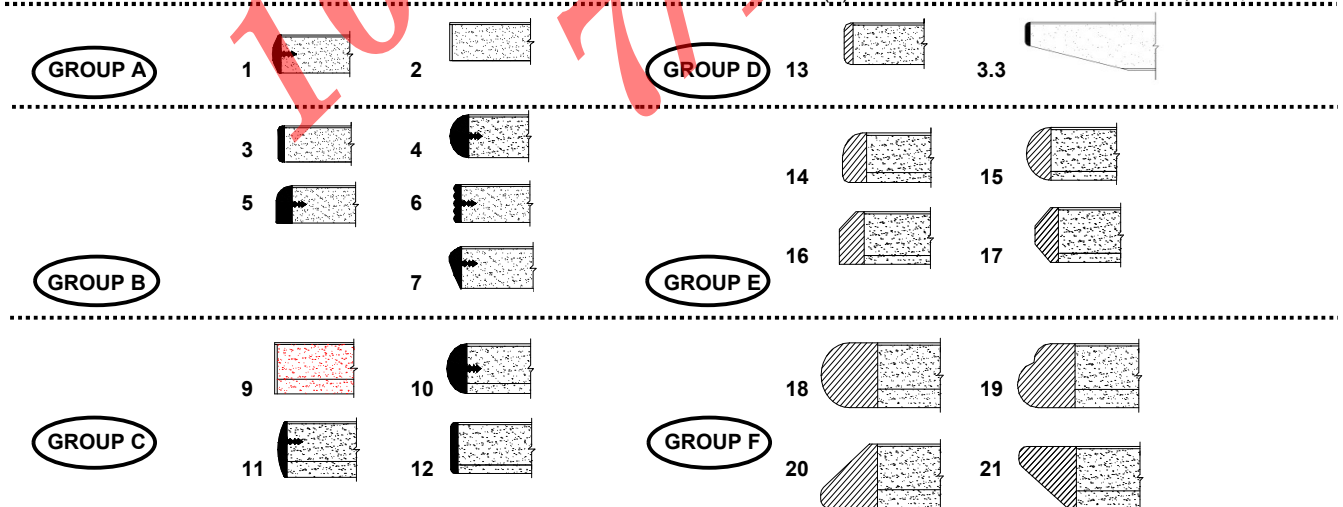
MODEL NUMBER	SIZE	WT.	GROUP A	GROUP B	GROUP C	GROUP D	GROUP E	GROUP F
276-3696-□	36 x 96	148	1562	1642	1704	2115	2394	2656
276-36120-□	36 x 120*	190	2183	2252	2320	2827	3158	3477
276-36144-□	36 x 144*	221	2348	2428	2508	3089	3471	3842
276-4896-□	48 x 96	190	1841	1910	1989	2445	2747	3050
276-48120-□	48 x 120*	244	2542	2628	2719	3232	3591	3939
276-48144-□	48 x 144*	285	2730	2827	2941	3534	3939	4361



### PROPEL SERIES Y-BASE, RECTANGULAR

**NOTES:** Tops up to 144" are standard in one piece.  
\* Denotes three bases.

**OPTIONS:** For 6" radius corner group A - D add \$150 list.  
For 6" radius corners group E & F add \$630 list.  
For two-piece tops smaller than 96" add \$575 list.  
(includes required additional base.)  
For two-piece tops between 120" & 144", add \$226 list.  
For (1) #VWM-2 vertical wire management, add \$40 list.






phone: (510) 259-6217  
email: info@actionlaminates.com

## CONFERENCE TABLES

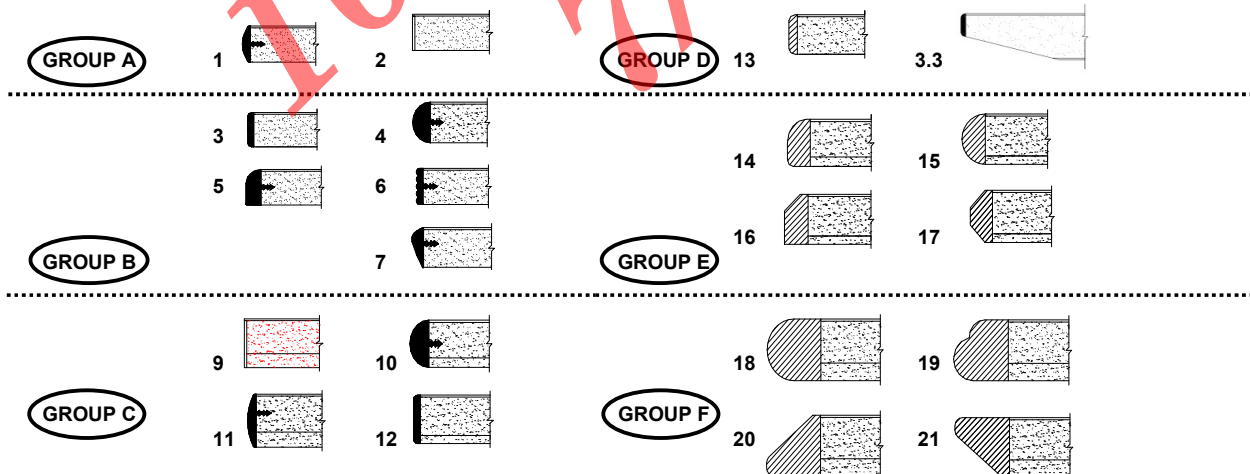
MODEL NUMBER	SIZE	WT.	GROUP A	GROUP B	GROUP C	GROUP D	GROUP E	GROUP F
257-4260-□	42 x 60	128	1166	1204	1254	1610	1826	2037
257-4272-□	42 x 72	145	1249	1299	1349	1737	1987	2220
257-4296-□	42 x 96	180	1404	1471	1548	1992	2287	2581
257-42120-□	42 x 120*	235	1943	2026	2115	2614	2964	3302
257-42144-□	42 x 144*	270	2098	2192	2303	2880	3275	3685
257-4872-□	48 x 72	160	1249	1299	1349	1737	1987	2220
257-4896-□	48 x 96	200	1404	1471	1548	1992	2287	2581
257-48120-□	48 x 120*	260	1943	2026	2115	2614	2964	3302
257-48144-□	48 x 144*	300	2098	2192	2303	2880	3275	3685
257-48168-□	48 x 168*	340	2658	2808	2986	3630	4118	4612
257-48192-□	48 x 192**	400	3030	3180	3358	4002	4490	4984
257-48240-□	48 x 240***	500	3735	3924	4129	4906	5600	6077
257-6096-□	60 x 96	240	1571	1648	1743	2209	2520	2836
257-60120-□	60 x 120*	310	2137	2248	2348	2875	3236	3602
257-60144-□	60 x 144*	360	2348	2470	2603	3180	3635	4013
257-60168-□	60 x 168*	410	2980	3164	3369	4002	4640	5028
257-60192-□	60 x 192**	480	3352	3535	3741	4373	5012	5400
257-60240-□	60 x 240***	600	4135	4362	4618	5356	5961	6571



### ANGLED SERIES, RECTANGULAR

**NOTES:** Tops up to 144" are standard in one piece.  
Legs are 2-3/4" square, standard.  
\* Denotes three base pairs.  
\*\* Denotes four base pairs.  
\*\*\* Denotes five base pairs.

**OPTIONS:** For 6" radius corner group A - D add \$150 list.  
For 6" radius corners group E & F add \$630 list.  
For two-piece tops smaller than 96" add \$560 list.  
(includes required additional base.)  
For two-piece tops between 120" & 144", add \$226 list.  
For (1) #VWM-2 vertical wire management, add \$40 list.



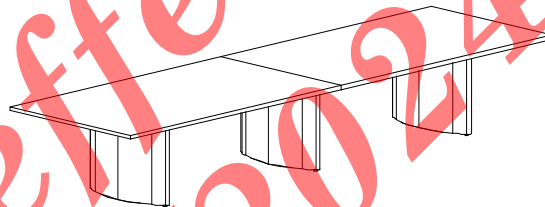
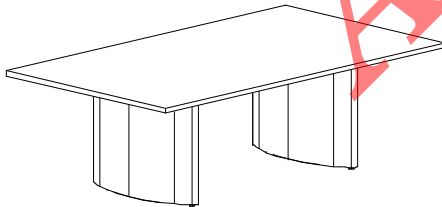




phone: (510) 259-6217  
email: info@actionlaminates.com

## CONFERENCE TABLES

MODEL NUMBER	SIZE	WT.	GROUP A	GROUP B	GROUP C	GROUP D	GROUP E	GROUP F
209-3660-□	36 x 60	147	2187	2237	2270	2581	2781	2969
209-3672-□	36 x 72	162	2253	2303	2348	2686	2914	3125
209-3696-□	36 x 96	192	2381	2459	2520	2919	3191	3447
209-36120-□	36 x 120*	258	3447	3513	3580	4074	4396	4706
209-36144-□	36 x 144*	288	3580	3657	3735	4301	4673	5034
209-4260-□	42 x 60	172	2364	2403	2453	2808	3025	3236
209-4272-□	42 x 72	189	2448	2498	2547	2936	3186	3419
209-4296-□	42 x 96	224	2603	2670	2747	3191	3485	3780
209-42120-□	42 x 120*	301	3741	3824	3913	4412	4762	5100
209-42144-□	42 x 144*	336	3896	3990	4101	4679	5073	5483
209-4872-□	48 x 72	204	2448	2498	2547	2936	3186	3419
209-4896-□	48 x 96	244	2603	2670	2747	3191	3485	3780
209-48120-□	48 x 120*	326	3741	3824	3913	4412	4762	5100
209-48144-□	48 x 144*	366	3896	3990	4101	4679	5073	5483
209-48168-□	48 x 168*	406	4457	4607	4784	5428	5916	6410
209-48192-□	48 x 192**	488	5428	5578	5755	6399	6888	7382
209-48240-□	48 x 240***	610	6732	6921	7126	7903	8597	9074
209-6096-□	60 x 96	284	2769	2847	2942	3408	3719	4035
209-60120-□	60 x 120*	376	3935	4046	4146	4673	5034	5400
209-60144-□	60 x 144*	426	4146	4268	4401	4978	5433	5811
209-60168-□	60 x 168*	476	4779	4962	5167	5800	6438	6827
209-60192-□	60 x 192**	568	5750	5933	6138	6771	7409	7798
209-60240-□	60 x 240***	710	7132	7359	7615	8353	8958	9568



### V-END CURVED PANEL SERIES, RECTANGULAR

NOTES: Tops up to 144" are standard in one piece.

\* Denotes three bases.

\*\* Denotes four bases.

\*\*\* Denotes five bases.

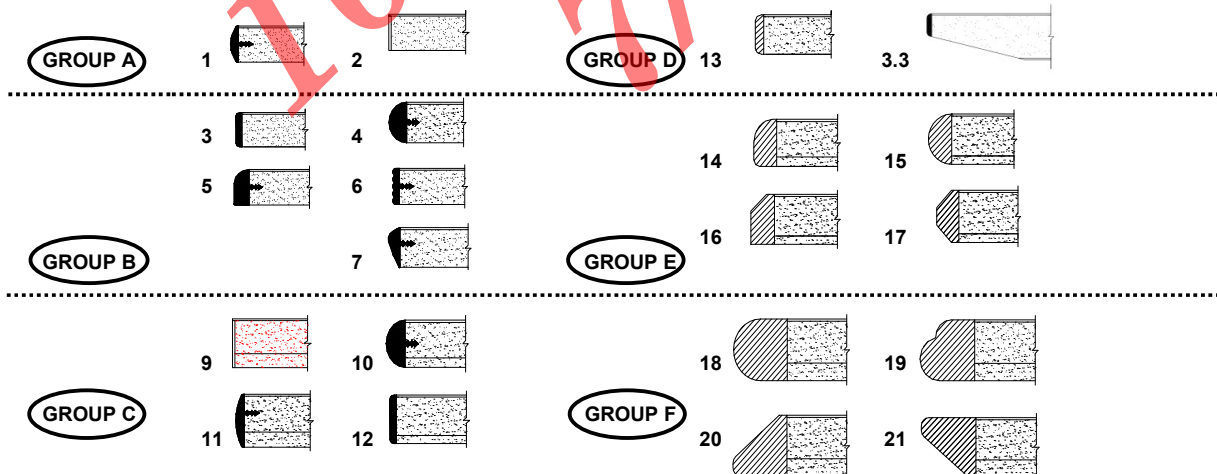
OPTIONS: For 6" radius corner group A - D add \$150 list.

For 6" radius corners group E & F add \$630 list.

For two-piece tops smaller than 96" add \$1160 list.

(includes required additional base.)

For two-piece tops between 120" & 144", add \$226 list.








phone: (510) 259-6217  
email: info@actionlaminates.com

**S** Stocked Bases

**CONFERENCE TABLES**

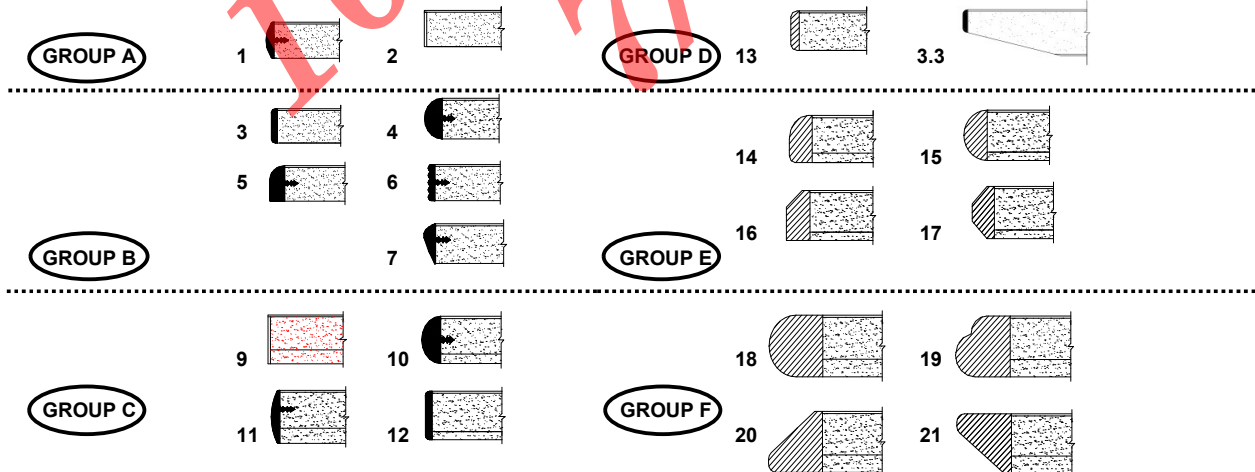
MODEL NUMBER	SIZE	WT.	GROUP A	GROUP B	GROUP C	GROUP D	GROUP E	GROUP F
281-3660-□S	36 x 60	104	1319	1363	1395	1700	1897	2076
281-3672-□S	36 x 72	121	1428	1482	1521	1853	2071	2273
281-3696-□S	36 x 96	154	1651	1728	1782	2175	2442	2687
281-36120-□S	36 x 120	188	1875	1940	2000	2480	2796	3101
281-36144-□S	36 x 144*	228	2485	2562	2638	3188	3548	3897
281-4260-□S	42 x 60	118	1450	1482	1537	1880	2093	2294
281-4272-□S	42 x 72	137	1581	1624	1673	2055	2294	2523
281-4296-□S	42 x 96	175	1826	1897	1967	2398	2681	2970
281-42120-□S	42 x 120	214	2087	2169	2256	2741	3079	3412
281-42144-□S	42 x 144*	259	2730	2823	2932	3493	3875	4278
281-4872-□S	48 x 72	153	1602	1651	1700	2076	2316	2545
281-4896-□S	48 x 96	196	1853	1918	1995	2425	2709	2998
281-48120-□S	48 x 120	240	2115	2196	2278	2769	3107	3434
281-48144-□S	48 x 144*	290	2769	2861	2970	3532	3913	4316
281-48168-□S	48 x 168*	334	3412	3559	3733	4355	4829	5308
281-48192-□S	48 x 192*	378	3510	3657	3831	4453	4927	5406
281-48240-□S	48 x 240*	466	4033	4213	4415	5172	5842	6311
281-6096-□S	60 x 96	238	2017	2093	2180	2632	2938	3248
281-60120-□S	60 x 120	292	2305	2403	2502	3019	3368	3728
281-60144-□S	60 x 144*	352	3008	3128	3265	3820	4262	4627
281-60168-□S	60 x 168*	406	3728	3902	4104	4720	5341	5717
281-60192-□S	60 x 192*	460	3826	4000	4202	4818	5439	5815
281-60240-□S	60 x 240*	568	4420	4638	4889	5603	6197	6791



**CREW SERIES, RECTANGULAR**

**NOTES:** Tops up to 144" are standard in one piece.  
\* Denotes six legs. Two center legs, four end legs.  
Frame finish white powder coat.

**OPTIONS:** For two-piece table tops 144" and smaller, add \$226 list.  
Top overhangs frame 1/2" all sides.





phone: (510) 259-6217  
email: info@actionlaminates.com

## CONFERENCE TABLES

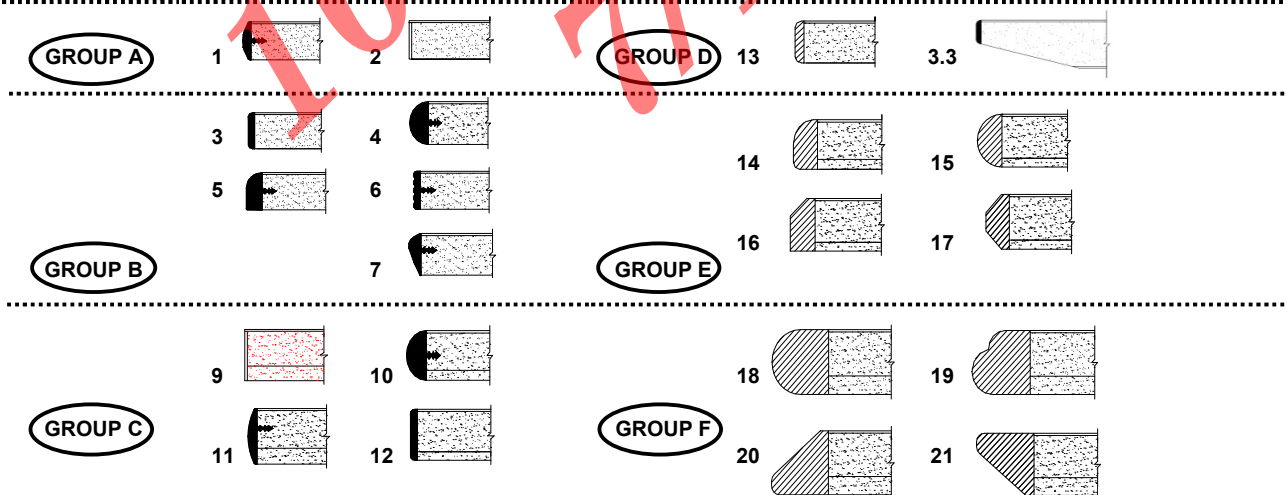
MODEL NUMBER	SIZE	WT.	GROUP A	GROUP B	GROUP C	GROUP D	GROUP E	GROUP F
217-3660-	36 x 60	140	831	876	910	1226	1435	1627
217-3672-	36 x 72	160	932	983	1028	1379	1610	1825
217-3684-	36 x 84	180	1147	1220	1288	1701	1983	2243
217-3696-	36 x 96	200	1147	1220	1288	1701	1983	2243
217-4272-	42 x 72	180	1153	1203	1260	1655	1910	2153
217-4284-	42 x 84	203	1396	1469	1542	2000	2305	2599
217-4296-	42 x 96	225	1396	1469	1542	2000	2305	2599
217-42120-	42 x 120	270	1650	1735	1825	2345	2695	3045
217-42144-	42 x 144	315	1893	1989	2102	2695	3102	3526
217-42168-	42 x 168*	385	2599	2757	2938	3599	4096	4605
217-42192-	42 x 192*	430	2599	2757	2938	3599	4096	4605
217-4884-	48 x 84	230	1396	1469	1542	2000	2305	2599
217-4896-	48 x 96	255	1396	1469	1542	2000	2305	2599
217-48120-	48 x 120	300	1650	1735	1825	2345	2695	3045
217-48144-	48 x 144	350	1893	1989	2102	2695	3102	3526
217-48192-	48 x 192*	475	2599	2757	2938	3599	4096	4605
217-48240-	48 x 240*	570	3096	3277	3503	4294	4899	5531
217-6096-	60 x 96	305	1701	1780	1876	2350	2672	3000
217-60120-	60 x 120	360	1978	2085	2187	2735	3108	3480
217-60144-	60 x 144	420	2271	2401	2537	3130	3599	3983
217-60192-	60 x 192*	570	3124	3305	3520	4170	4831	5221
217-60240-	60 x 240*	685	3701	3932	4200	4949	5757	6209



### RECTANGULAR WITH PANEL BASES (1-1/4")

**NOTES:** Tops up to 144" are standard in one piece.  
\* Denotes a two-piece top with three bases.  
Includes (2) 9" high stretcher panels between each pair of bases.

**OPTIONS:** For 6" radius corner group A - D add \$150 list.  
For 6" radius corners group E & F add \$630 list.  
For two-piece tops smaller than 144" add \$226 list.

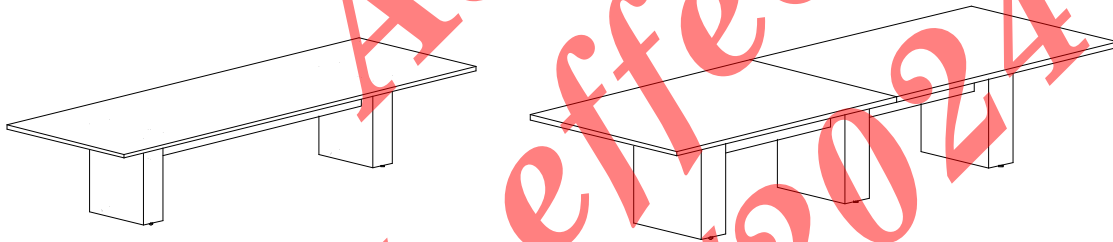




phone: (510) 259-6217  
email: info@actionlaminates.com

## CONFERENCE TABLES

MODEL NUMBER	SIZE	WT.	GROUP A	GROUP B	GROUP C	GROUP D	GROUP E	GROUP F
223-3672-	36 x 72	220	1469	1526	1559	1915	2147	2362
223-3684-	36 x 84	240	1678	1757	1825	2237	2514	2780
223-3696-	36 x 96	260	1678	1757	1825	2237	2514	2780
223-4272-	42 x 72	245	1780	1831	1881	2277	2537	2780
223-4284-	42 x 84	272	2023	2091	2170	2622	2927	3226
223-4296-	42 x 96	290	2023	2091	2170	2622	2927	3226
223-42120-	42 x 120	330	2277	2362	2446	2966	3328	3678
223-42144-	42 x 144	370	2480	2576	2689	3283	3684	4108
223-42168-	42 x 168*	445	3763	3921	4096	4763	5260	5769
223-42192-	42 x 192*	490	3763	3921	4096	4763	5260	5769
223-4884-	48 x 84	290	2023	2091	2170	2622	2927	3226
223-4896-	48 x 96	315	2023	2091	2170	2622	2927	3226
223-48120-	48 x 120	360	2277	2362	2446	2966	3328	3678
223-48144-	48 x 144	405	2480	2576	2689	3283	3684	4108
223-48192-	48 x 192*	535	3763	3921	4096	4763	5260	5769
223-48240-	48 x 240*	605	4215	4407	4616	5424	6017	6644
223-6096-	60 x 96	390	2322	2401	2497	2972	3294	3627
223-60120-	60 x 120	445	2605	2712	2819	3362	3729	4113
223-60144-	60 x 144	500	2859	2989	3124	3718	4181	4571
223-60192-	60 x 192*	655	4288	4475	4684	5339	5989	6390
223-60240-	60 x 240*	725	4825	5062	5317	6079	6882	7334



### RECTANGULAR WITH THICK PANEL BASES (8")

**NOTES:** Tops up to 144" are standard in one piece.

\* Denotes a two-piece top with three bases.

Standard with cable pass through in each base.

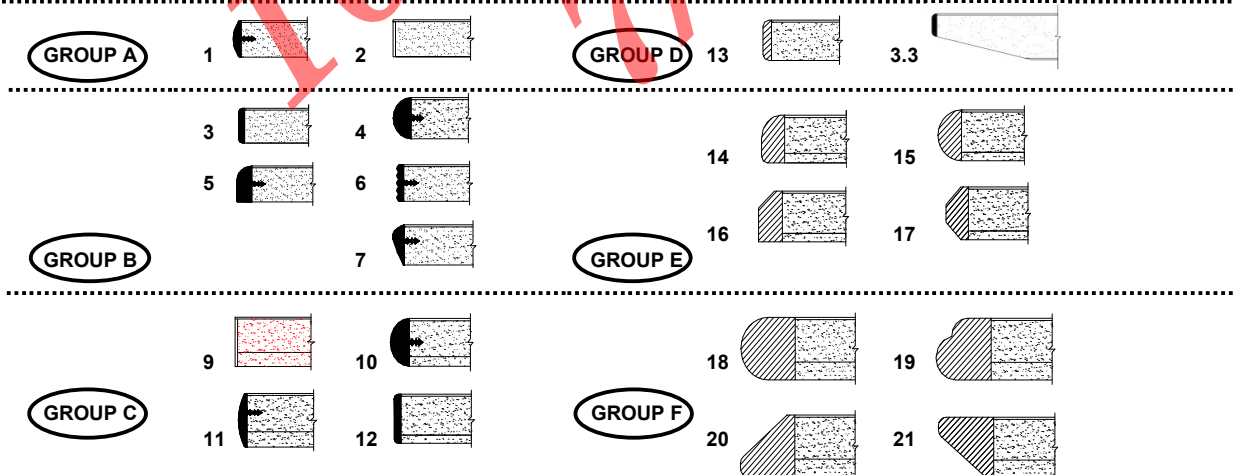
Includes (2) 9" high stretcher panels between each pair of bases.

**OPTIONS:** For 6" radius corner group A - D add \$150 list.

For 6" radius corners group E & F add \$630 list.

For two-piece tops smaller than 144" add \$226 list.

For special depth bases up to 16" deep, add \$105 list each.

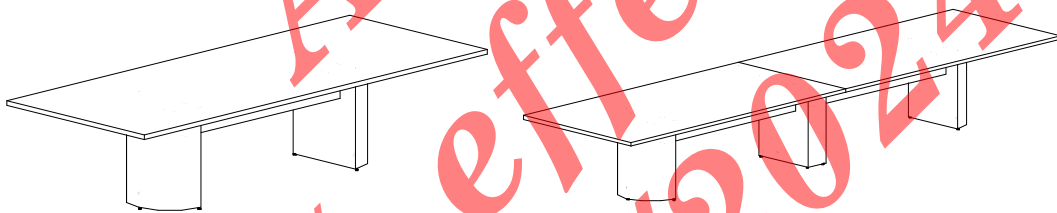




phone: (510) 259-6217  
email: info@actionlaminates.com

## CONFERENCE TABLES

MODEL NUMBER	SIZE	WT.	GROUP A	GROUP B	GROUP C	GROUP D	GROUP E	GROUP F
241-3672-□	36 x 72	170	1953	2015	2055	2411	2637	2857
241-3684-□	36 x 84	185	2194	2268	2336	2743	3025	3291
241-3696-□	36 x 96	200	2194	2268	2336	2743	3025	3291
241-36120-□	36 x 120	215	2430	2492	2560	3069	3402	3724
241-36144-□	36 x 144	230	2610	2689	2774	3356	3734	4102
241-4272-□	42 x 72	195	2224	2270	2326	2722	2976	3219
241-4284-□	42 x 84	217	2477	2550	2630	3082	3387	3686
241-4296-□	42 x 96	235	2477	2550	2630	3082	3387	3686
241-42120-□	42 x 120	275	2752	2837	2927	3441	3803	4153
241-42144-□	42 x 144	300	2960	3056	3175	3768	4169	4593
241-42168-□	42 x 168*	395	4274	4438	4619	5274	5771	6280
241-42192-□	42 x 192*	425	4274	4438	4619	5274	5771	6280
241-4884-□	48 x 84	240	2477	2550	2630	3082	3387	3686
241-4896-□	48 x 96	260	2477	2550	2630	3082	3387	3686
241-48120-□	48 x 120	300	2752	2837	2927	3441	3803	4153
241-48144-□	48 x 144	340	2960	3056	3175	3768	4169	4593
241-48192-□	48 x 192*	470	4274	4438	4619	5274	5771	6280
241-48240-□	48 x 240*	550	4608	4794	5009	5805	6404	7037
241-6096-□	60 x 96	310	2782	2861	2957	3432	3754	4082
241-60120-□	60 x 120	360	3080	3187	3295	3837	4210	4588
241-60144-□	60 x 144	410	3345	3469	3616	4203	4667	5051
241-60192-□	60 x 192*	565	4800	4986	5195	5851	6506	6901
241-60240-□	60 x 240*	645	5412	5644	5904	6666	7463	7926



### RECTANGULAR WITH HALF CYLINDER BASES

**NOTES:** Tops up to 144" are standard in one piece.

\* Denotes a two-piece table with three bases.

Thick panel base standard in center, for 3-base tables.

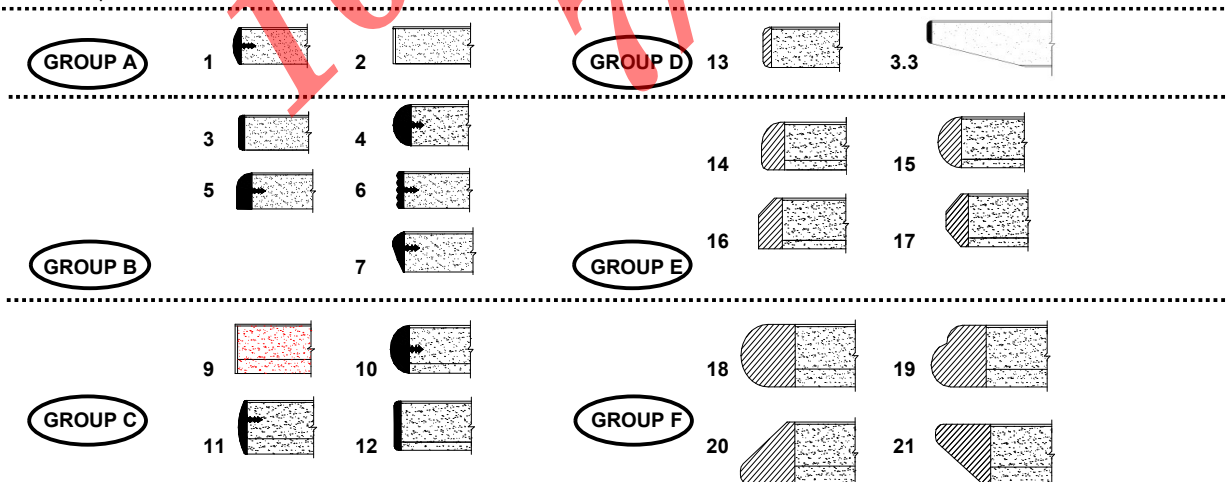
Standard with cable pass through in each base.

Includes (2) 9" high stretcher panels between each pair of bases.

**OPTIONS:** For 6" radius corner group A - D add \$150 list.

For 6" radius corners group E & F add \$630 list.

For two-piece tops smaller than 144" add \$226 list.






phone: (510) 259-6217  
email: info@actionlaminates.com

## CONFERENCE TABLES

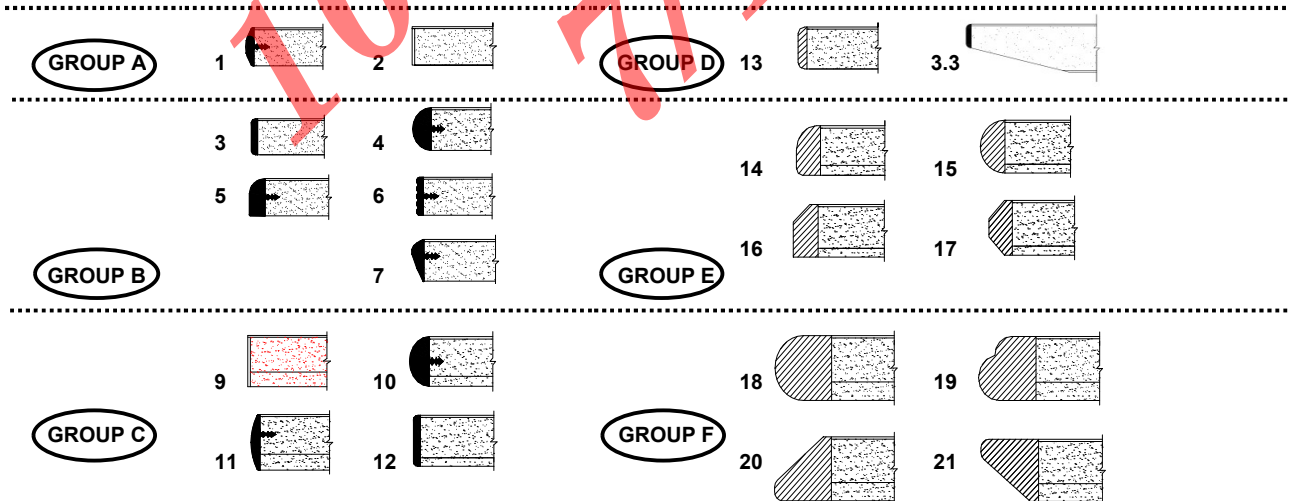
MODEL NUMBER	SIZE	WT.	GROUP A	GROUP B	GROUP C	GROUP D	GROUP E	GROUP F
247-3672- □	36 x 72	170	1853	1915	1955	2311	2537	2757
247-3684- □	36 x 84	185	1994	2068	2136	2543	2825	3091
247-3696- □	36 x 96	200	1994	2068	2136	2543	2825	3091
247-4272- □	42 x 72	195	2124	2170	2226	2622	2876	3119
247-4284- □	42 x 84	217	2277	2350	2430	2882	3187	3486
247-4296- □	42 x 96	235	2277	2350	2430	2882	3187	3486
247-42120- □	42 x 120	275	2452	2537	2627	3141	3503	3853
247-42144- □	42 x 144	300	2610	2706	2825	3418	3819	4243
247-42168- □	42 x 168*	395	3983	4147	4328	4989	5481	5989
247-42192- □	42 x 192*	425	3983	4147	4328	4989	5481	5989
247-4884- □	48 x 84	240	2277	2350	2430	2882	3187	3486
247-4896- □	48 x 96	260	2277	2350	2430	2882	3187	3486
247-48120- □	48 x 120	300	2452	2537	2627	3141	3503	3853
247-48144- □	48 x 144	340	2610	2706	2825	3418	3819	4243
247-48192- □	48 x 192*	470	3983	4147	4328	4989	5481	5989
247-48240- □	48 x 240*	530	3983	4147	4328	4989	5481	5989
247-6096- □	60 x 96	310	2582	2661	2757	3232	3554	3882
247-60120- □	60 x 120	360	2780	2887	2995	3537	3910	4288
247-60144- □	60 x 144	410	2995	3119	3266	3853	4317	4701
247-60192- □	60 x 192*	565	4509	4695	4910	5560	6215	6616
247-60240- □	60 x 240*	665	4921	5158	5418	6181	6978	7435



### RECTANGULAR WITH FULL CYLINDER BASES

**NOTES:** Tops up to 144" are standard in one piece.  
\* Denotes a two-piece top with three bases.  
Standard with cable pass through in each base.

**OPTIONS:** For 6" radius corner group A - D add \$150 list.  
For 6" radius corners group E & F add \$630 list.  
For two-piece tops smaller than 144" add \$226 list.



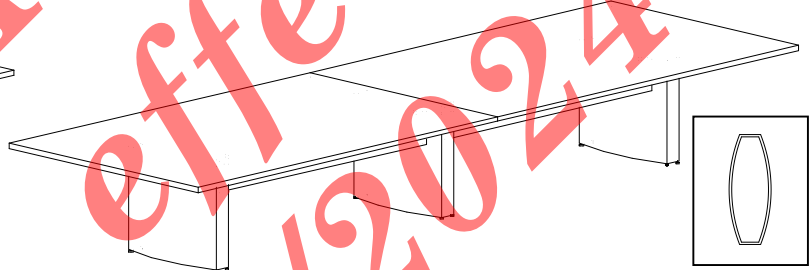
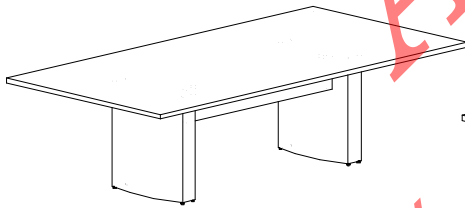




phone: (510) 259-6217  
email: info@actionlaminates.com

## CONFERENCE TABLES

MODEL NUMBER	SIZE	WT.	GROUP A	GROUP B	GROUP C	GROUP D	GROUP E	GROUP F
239-3672-	36 x 72	170	1853	1915	1955	2311	2537	2757
239-3684-	36 x 84	185	1994	2068	2136	2543	2825	3091
239-3696-	36 x 96	200	1994	2068	2136	2543	2825	3091
239-4272-	42 x 72	195	2124	2170	2226	2622	2876	3119
239-4284-	42 x 84	217	2277	2350	2430	2882	3187	3486
239-4296-	42 x 96	235	2277	2350	2430	2882	3187	3486
239-42120-	42 x 120	275	2452	2537	2627	3141	3503	3853
239-42144-	42 x 144	300	2610	2706	2825	3418	3819	4243
239-42168-	42 x 168*	395	3983	4147	4328	4989	5481	5989
239-42192-	42 x 192*	425	3983	4147	4328	4989	5481	5989
239-4884-	48 x 84	240	2277	2350	2430	2882	3187	3486
239-4896-	48 x 96	260	2277	2350	2430	2882	3187	3486
239-48120-	48 x 120	300	2452	2537	2627	3141	3503	3853
239-48144-	48 x 144	340	2610	2706	2825	3418	3819	4243
239-48168-	48 x 168*	430	3983	4147	4328	4989	5481	5989
239-48192-	48 x 192*	470	3983	4147	4328	4989	5481	5989
239-6096-	60 x 96	310	2582	2661	2757	3232	3554	3882
239-60120-	60 x 120	360	2780	2887	2995	3537	3910	4288
239-60144-	60 x 144	410	2995	3119	3266	3853	4317	4701
239-60168-	60 x 168*	515	4509	4695	4910	5560	6215	6616
239-60192-	60 x 192*	565	4509	4695	4910	5560	6215	6616

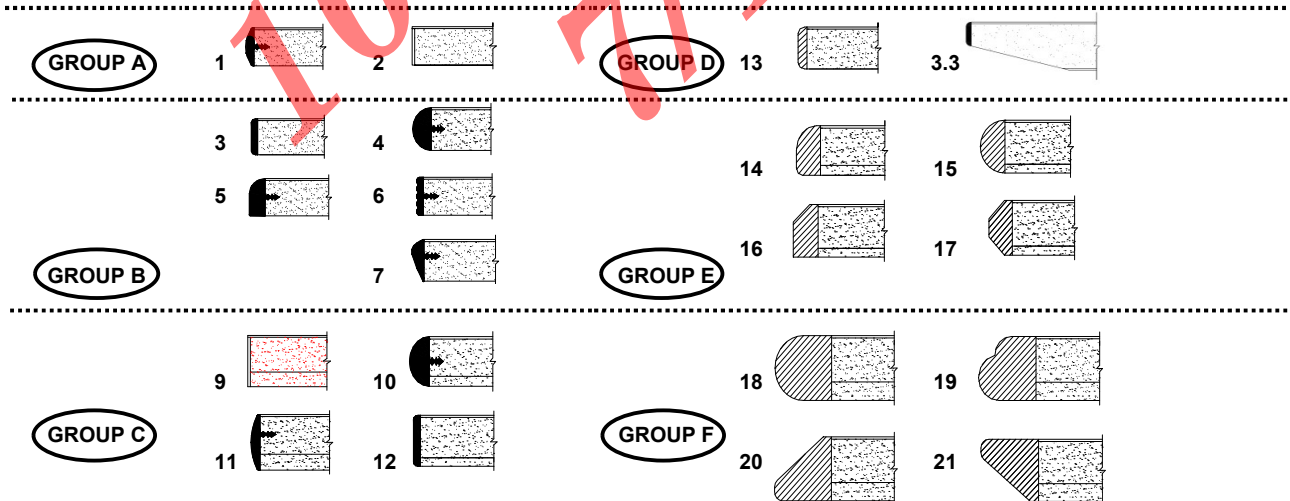


Boat Shaped Base

### RECTANGULAR WITH BOAT SHAPED BASES

**NOTES:** Tops up to 144" are standard in one piece.  
\* Denotes a two-piece top with three bases.  
Standard with cable pass through in each base.  
Includes (2) 9" high stretcher panels between each

**OPTIONS:** For 6" radius corner group A - D add \$150 list.  
For 6" radius corners group E & F add \$630 list.  
For two-piece tops smaller than 144" add \$226 list.






phone: (510) 259-6217  
email: info@actionlaminates.com

**S** Stocked Bases

## CONFERENCE TABLES

MODEL NUMBER	SIZE	WT.	GROUP A	GROUP B	GROUP C	GROUP D	GROUP E	GROUP F
214-3660-□S	36 x 60	119	1177	1265	1326	1687	1848	2120
214-3672-□S	36 x 72	134	1243	1338	1404	1793	1987	2287
214-3696-□S	36 x 96	164	1371	1487	1565	2026	2264	2609
214-36120-□S	36 x 120*	216	1826	1959	2048	2586	2853	3252
214-36144-□S	36 x 144*	246	1948	2109	2220	2814	3130	3580
214-4260-□S	42 x 60	132	1365	1460	1537	1959	2126	2464
214-4272-□S	42 x 72	149	1437	1554	1632	2076	2276	2642
214-4296-□S	42 x 96	184	1598	1726	1832	2337	2581	2986
214-42120-□S	42 x 120*	241	2120	2276	2403	2947	3241	3702
214-42144-□S	42 x 144*	276	2281	2459	2603	3213	3558	4063
214-4872-□S	48 x 72	166	1460	1576	1654	2098	2298	2664
214-4896-□S	48 x 96	206	1621	1748	1854	2359	2603	3008
214-48120-□S	48 x 120*	269	2153	2309	2436	2980	3275	3735
214-48144-□S	48 x 144*	309	2314	2492	2636	3247	3591	4096
214-48168-□S	48 x 168*	349	2864	3136	3330	4174	4434	5034
214-48192-□S	48 x 192**	412	3230	3502	3696	4540	4801	5400
214-48240-□S	48 x 240***	515	3924	4246	4484	5245	5927	6482
214-6096-□S	60 x 96	246	1737	1887	2004	2559	2819	3275
214-60120-□S	60 x 120*	319	2287	2464	2597	3197	3519	4024
214-60144-□S	60 x 144*	369	2486	2692	2853	3491	3863	4418
214-60168-□S	60 x 168*	419	3186	3397	3630	4401	4851	5506
214-60192-□S	60 x 192**	492	3552	3763	3996	4767	5217	5872
214-60240-□S	60 x 240***	615	4335	4590	4862	5733	6299	7037



### DURA SERIES TT BASE, RACETRACK

**NOTES:** Tops up to 144" are standard in one piece.

\* Denotes three bases.

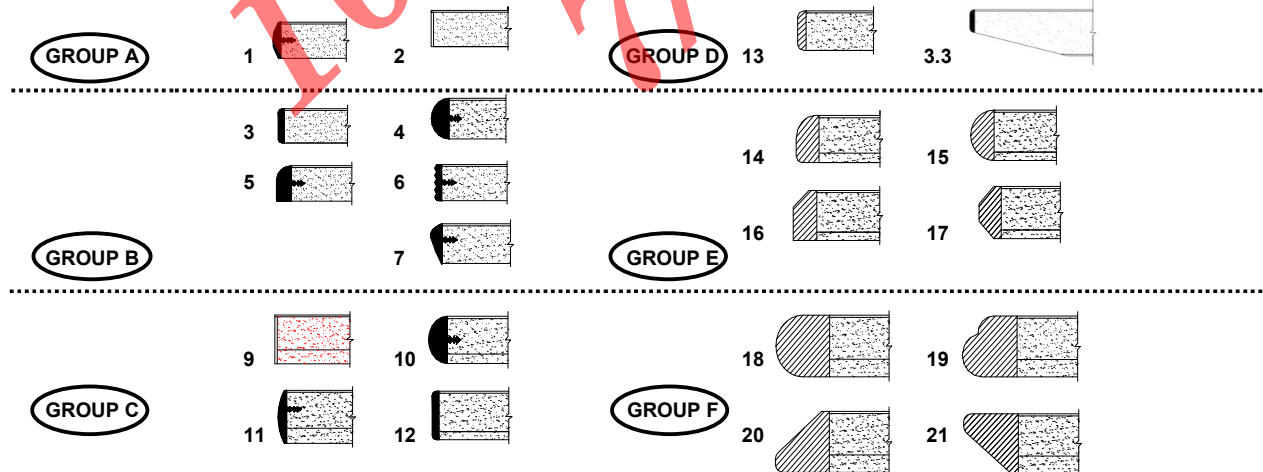
\*\* Denotes four bases.

\*\*\* Denotes five bases.

**OPTIONS:** For two-piece tops smaller than 96" add \$575 list. (includes required additional base.)

For two-piece tops between 120" & 144", add \$226 list.

For (1) #VWM-2 vertical wire management, add \$40 list.







phone: (510) 259-6217  
email: info@actionlaminates.com

**S** Stocked Bases

**CONFERENCE TABLES**

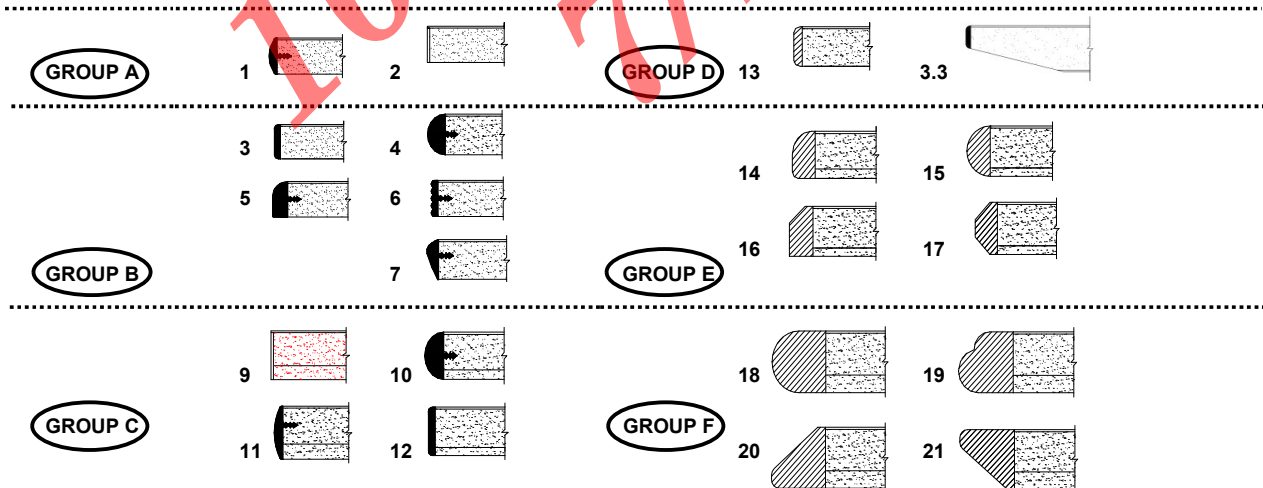
MODEL NUMBER	SIZE	WT.	GROUP A	GROUP B	GROUP C	GROUP D	GROUP E	GROUP F
265-3660-□ <b>S</b>	36 x 60	97	1049	1140	1203	1573	1739	2018
265-3672-□ <b>S</b>	36 x 72	112	1117	1214	1283	1682	1881	2189
265-3696-□ <b>S</b>	36 x 96	142	1248	1368	1448	1921	2166	2519
265-36120-□ <b>S</b>	36 x 120*	183	1636	1773	1864	2417	2690	3101
265-36144-□ <b>S</b>	36 x 144*	213	1761	1927	2041	2651	2975	3437
265-4260-□ <b>S</b>	42 x 60	114	1265	1362	1442	1875	2046	2394
265-4272-□ <b>S</b>	42 x 72	131	1340	1459	1539	1995	2200	2576
265-4296-□ <b>S</b>	42 x 96	166	1505	1636	1744	2263	2514	2930
265-42120-□ <b>S</b>	42 x 120*	214	1972	2132	2263	2822	3124	3597
265-42144-□ <b>S</b>	42 x 144*	249	2138	2320	2468	3095	3449	3967
265-4872-□ <b>S</b>	48 x 72	160	1579	1699	1778	2234	2440	2816
265-4896-□ <b>S</b>	48 x 96	200	1744	1875	1984	2502	2753	3169
265-48120-□ <b>S</b>	48 x 120*	260	2331	2491	2622	3181	3483	3956
265-48144-□ <b>S</b>	48 x 144*	300	2497	2679	2827	3454	3808	4326
265-48168-□ <b>S</b>	48 x 168*	340	3061	3340	3540	4406	4674	5290
265-48192-□ <b>S</b>	48 x 192**	400	3477	3756	3956	4822	5090	5706
265-48240-□ <b>S</b>	48 x 240***	500	4229	4560	4805	5586	6287	6857
265-6096-□ <b>S</b>	60 x 96	242	1910	2063	2183	2753	3021	3488
265-60120-□ <b>S</b>	60 x 120*	313	2537	2719	2856	3471	3802	4321
265-60144-□ <b>S</b>	60 x 144*	363	2742	2953	3118	3773	4155	4725
265-60168-□ <b>S</b>	60 x 168*	413	3460	3677	3916	4708	5170	5843
265-60192-□ <b>S</b>	60 x 192**	484	3899	4115	4355	5147	5609	6281
265-60240-□ <b>S</b>	60 x 240***	605	4765	5027	5307	6202	6783	7541



**ALUMA CAST SERIES T & TT BASE, RACETRACK**

**NOTES:** Tables up to 42" D are standard with T base.  
Tops up to 144" are standard in one piece.  
\* Denotes three bases.  
\*\* Denotes four bases.  
\*\*\* Denotes five bases.

**OPTIONS:** For two-piece tops smaller than 96" add \$515 for T-Base and \$650 for TT-base (includes required additional base.)  
For two-piece tops between 120" & 144", add \$226 list.  
For (1) #VWM-2 vertical wire management, add \$40 list.

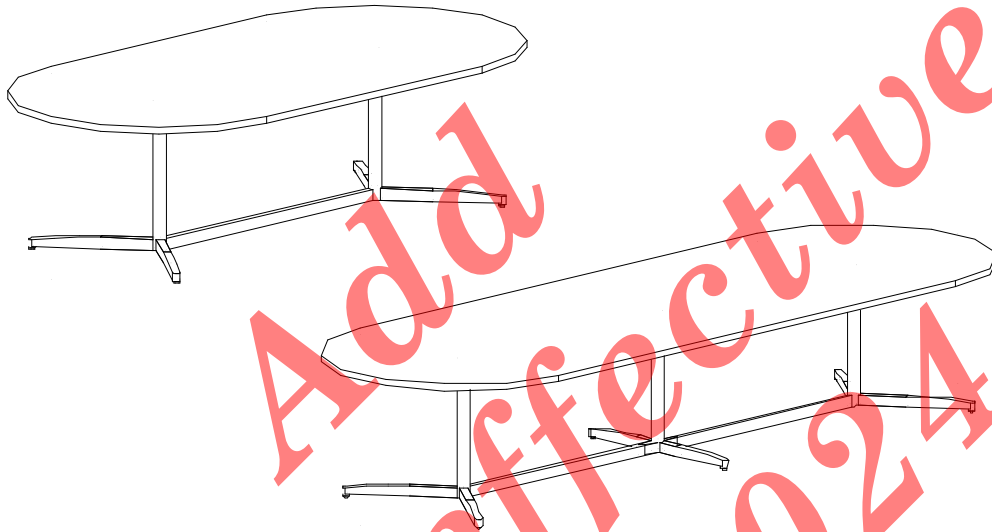




phone: (510) 259-6217  
email: info@actionlaminates.com

## CONFERENCE TABLES

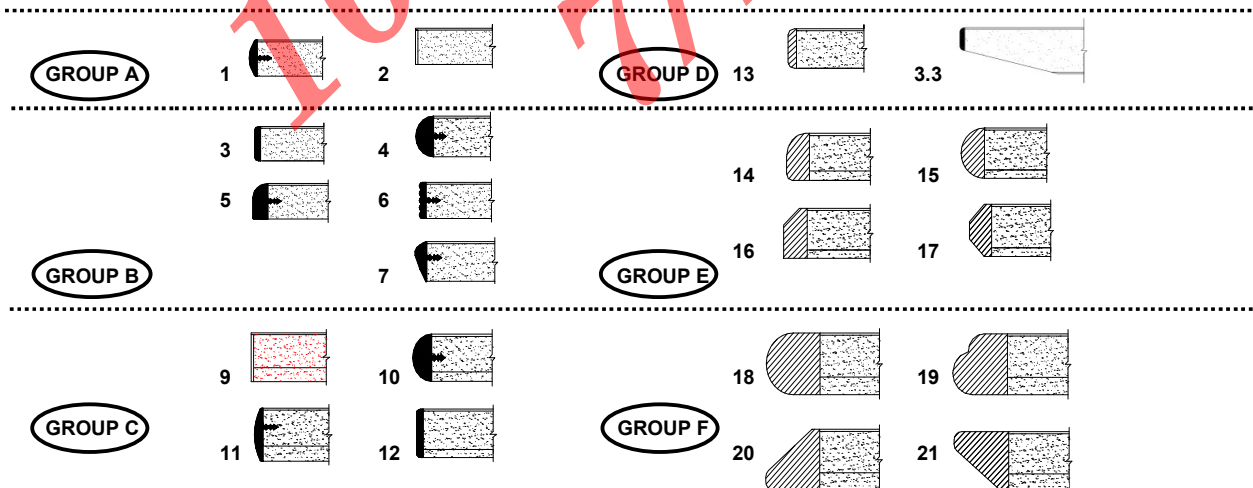
MODEL NUMBER	SIZE	WT.	GROUP A	GROUP B	GROUP C	GROUP D	GROUP E	GROUP F
277-3696-□	36 x 96	148	1693	1813	1892	2366	2611	2964
277-36120-□	36 x 120*	190	2223	2360	2451	3004	3278	3688
277-36144-□	36 x 144*	221	2405	2571	2685	3295	3620	4081
277-4896-□	48 x 96	190	1921	2052	2160	2679	2930	3346
277-48120-□	48 x 120*	244	2537	2696	2827	3386	3688	4161
277-48144-□	48 x 144*	285	2753	2936	3084	3711	4064	4583



### ALUMA CAST SERIES Y-BASE, RACETRACK

**NOTES:** Tables up to 42" D are standard with T base.  
Tops up to 144" are standard in one piece.  
\* Denotes three bases.

**OPTIONS:** For two-piece tops smaller than 96" add \$575 list.  
(includes required additional base.)  
For two-piece tops between 120" & 144", add \$226 list.  
For (1) #VWM-2 vertical wire management, add \$40 list.





phone: (510) 259-6217  
email: info@actionlaminates.com

## CONFERENCE TABLES

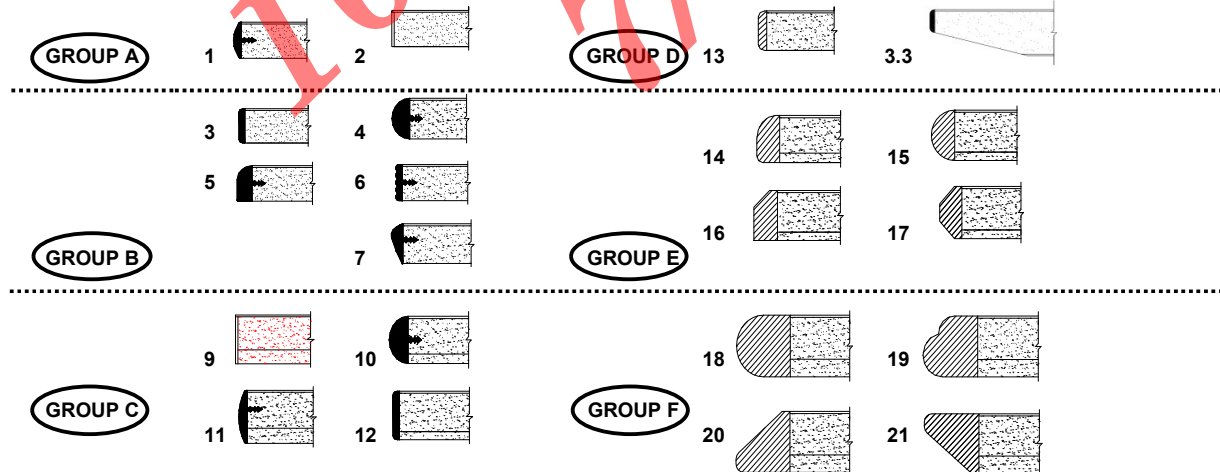
MODEL NUMBER	SIZE	WT.	GROUP A	GROUP B	GROUP C	GROUP D	GROUP E	GROUP F
264-3660-□	36 x 60	97	1117	1208	1271	1642	1807	2086
264-3672-□	36 x 72	112	1186	1283	1351	1750	1949	2257
264-3696-□	36 x 96	142	1317	1436	1516	1989	2234	2588
264-36120-□	36 x 120*	183	1739	1875	1967	2519	2793	3203
264-36144-□	36 x 144*	213	1864	2029	2143	2753	3078	3540
264-4260-□	42 x 60	114	1448	1545	1625	2058	2229	2576
264-4272-□	42 x 72	131	1522	1642	1721	2177	2383	2759
264-4296-□	42 x 96	166	1687	1818	1927	2445	2696	3112
264-42120-□	42 x 120*	214	2246	2405	2537	3095	3397	3870
264-42144-□	42 x 144*	249	2411	2594	2742	3369	3722	4241
264-4872-□	48 x 72	160	1670	1790	1870	2326	2531	2907
264-4896-□	48 x 96	200	1835	1967	2075	2594	2844	3260
264-48120-□	48 x 120*	260	2468	2628	2759	3317	3620	4093
264-48144-□	48 x 144*	300	2633	2816	2964	3591	3944	4463
264-48168-□	48 x 168*	340	3198	3477	3677	4543	4811	5426
264-48192-□	48 x 192**	400	3659	3939	4138	5005	5273	5888
264-48240-□	48 x 240***	500	4457	4788	5033	5814	6515	7085
264-6096-□	60 x 96	242	2001	2155	2274	2844	3112	3580
264-60120-□	60 x 120*	313	2673	2856	2993	3608	3939	4457
264-60144-□	60 x 144*	363	2879	3089	3255	3910	4292	4862
264-60168-□	60 x 168*	413	3597	3813	4053	4845	5307	5979
264-60192-□	60 x 192**	484	4081	4298	4537	5330	5791	6464
264-60240-□	60 x 240***	605	4993	5255	5535	6430	7011	7769



### PROPEL SERIES T & TT BASE, RACETRACK

**NOTES:** Tables up to 42" D are standard with T base.  
Tops up to 144" are standard in one piece.  
\* Denotes three bases.  
\*\* Denotes four bases.  
\*\*\* Denotes five bases.

**OPTIONS:** For two-piece tops smaller than 96" add \$515 for T-Base and \$690 for TT-base (includes required additional base.)  
For two-piece tops between 120" & 144", add \$226 list.  
For (1) #VWM-2 vertical wire management, add \$40 list.





phone: (510) 259-6217  
email: info@actionlaminates.com

## CONFERENCE TABLES

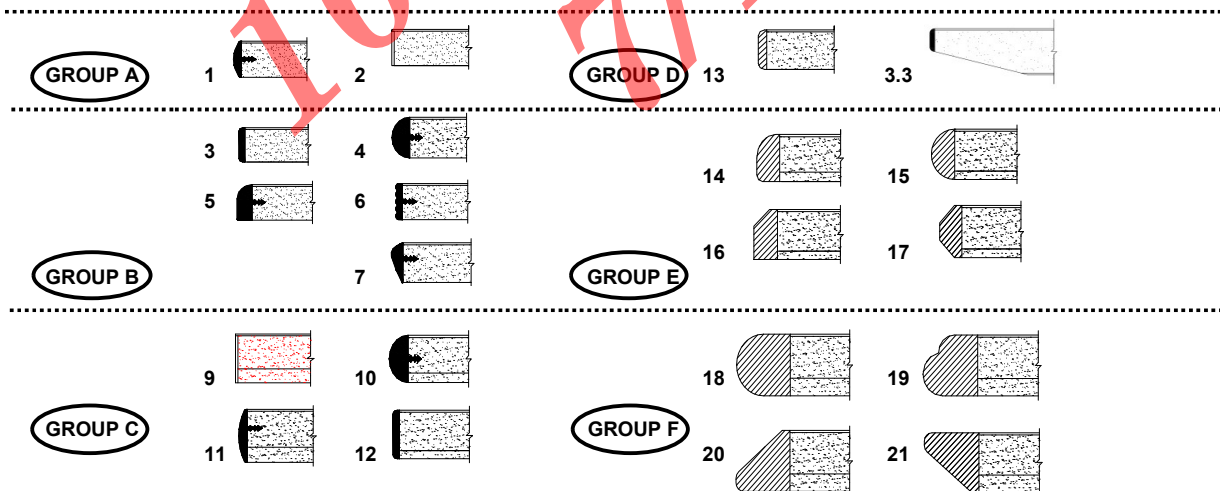
MODEL NUMBER	SIZE	WT.	GROUP A	GROUP B	GROUP C	GROUP D	GROUP E	GROUP F
278-3696-	36 x 96	148	1790	1910	1989	2462	2708	3061
278-36120-	36 x 120*	190	2417	2554	2645	3198	3471	3882
278-36144-	36 x 144*	221	2571	2736	2850	3460	3785	4247
278-4896-	48 x 96	190	2075	2206	2314	2833	3084	3500
278-48120-	48 x 120*	244	2776	2936	3067	3625	3927	4400
278-48144-	48 x 144*	285	2970	3152	3300	3927	4281	4799



### PROPEL SERIES Y-BASE, RACETRACK

NOTES: Tops up to 144" are standard in one piece.  
\* Denotes three bases.

OPTIONS: For two-piece tops smaller than 96" add \$575 list.  
(includes required additional base.)  
For two-piece tops between 120" & 144", add \$226 list.  
For (1) #VWM-2 vertical wire management, add \$40 list.






phone: (510) 259-6217  
email: info@actionlaminates.com

## CONFERENCE TABLES

MODEL NUMBER	SIZE	WT.	GROUP A	GROUP B	GROUP C	GROUP D	GROUP E	GROUP F
266-4260-□	42 x 60	128	1399	1493	1571	1992	2159	2498
266-4272-□	42 x 72	145	1471	1587	1665	2109	2309	2675
266-4296-□	42 x 96	180	1632	1759	1865	2370	2614	3019
266-42120-□	42 x 120*	235	2170	2325	2453	2997	3291	3752
266-42144-□	42 x 144*	270	2331	2509	2653	3263	3608	4113
266-4872-□	48 x 72	160	1471	1587	1665	2109	2309	2675
266-4896-□	48 x 96	200	1632	1759	1865	2370	2614	3019
266-48120-□	48 x 120*	260	2170	2325	2453	2997	3291	3752
266-48144-□	48 x 144*	300	2331	2509	2653	3263	3608	4113
266-48168-□	48 x 168*	340	2880	3152	3347	4190	4451	5051
266-48192-□	48 x 192**	400	3252	3524	3719	4562	4823	5422
266-48240-□	48 x 240***	500	3952	4274	4512	5273	5955	6510
266-6096-□	60 x 96	240	1748	1898	2015	2570	2831	3286
266-60120-□	60 x 120*	310	2303	2481	2614	3213	3535	4040
266-60144-□	60 x 144*	360	2503	2708	2869	3508	3879	4434
266-60168-□	60 x 168*	410	3202	3413	3646	4418	4867	5522
266-60192-□	60 x 192**	480	3574	3785	4018	4790	5239	5894
266-60240-□	60 x 240***	600	4362	4618	4890	5761	6327	7065



### ANGLED SERIES, RACETRACK

**NOTES:** Tops up to 144" are standard in one piece.

\* Denotes three base pairs.

\*\* Denotes four base pairs.

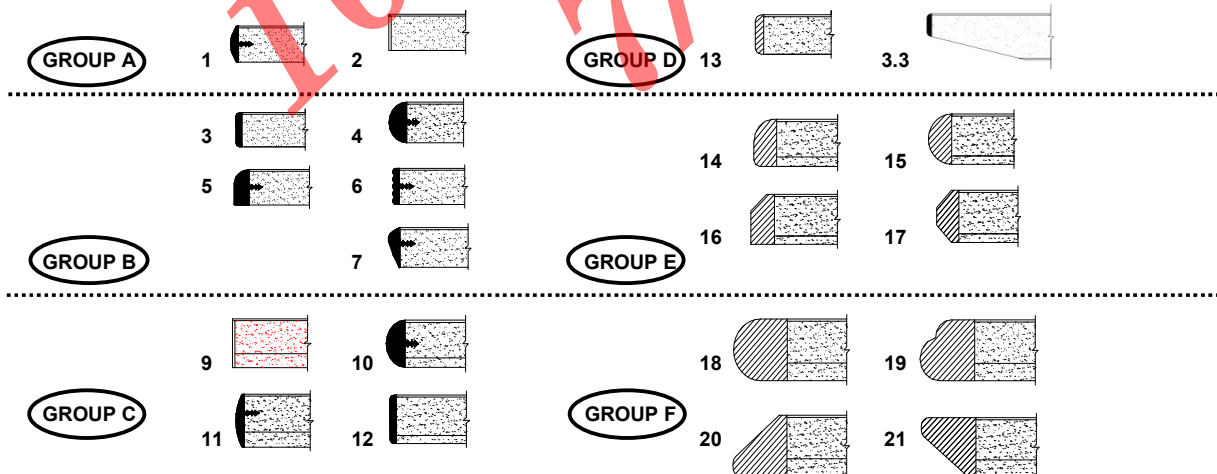
\*\*\* Denotes five base pairs.

Standard with 2-3/4" square legs.

**OPTIONS:** For two-piece tops smaller than 96" add \$560 list.  
(includes required additional base.)

For two-piece tops between 120" & 144", add \$226 list.

For (1) #VWM-2 vertical wire management, add \$40 list.

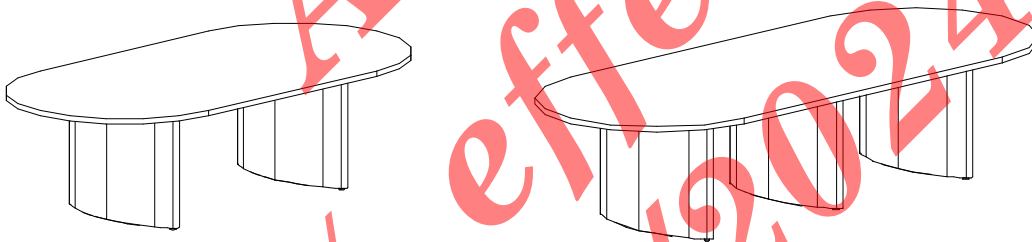




phone: (510) 259-6217  
email: info@actionlaminates.com

## CONFERENCE TABLES

MODEL NUMBER	SIZE	WT.	GROUP A	GROUP B	GROUP C	GROUP D	GROUP E	GROUP F
215-3660-□	36 x 60	147	2365	2453	2512	2867	3025	3292
215-3672-□	36 x 72	162	2431	2523	2589	2970	3161	3455
215-3696-□	36 x 96	192	2556	2671	2747	3199	3434	3771
215-36120-□	36 x 120*	258	3608	3739	3826	4355	4616	5009
215-36144-□	36 x 144*	288	3728	3886	3995	4578	4889	5330
215-4260-□	42 x 60	172	2551	2643	2720	3134	3297	3630
215-4272-□	42 x 72	189	2621	2736	2812	3248	3444	3804
215-4296-□	42 x 96	224	2780	2905	3008	3504	3744	4142
215-42120-□	42 x 120*	301	3897	4049	4175	4709	4998	5450
215-42144-□	42 x 144*	336	4055	4229	4371	4970	5308	5804
215-4872-□	48 x 72	204	2621	2736	2812	3248	3444	3804
215-4896-□	48 x 96	244	2780	2905	3008	3504	3744	4142
215-48120-□	48 x 120*	326	3897	4049	4175	4709	4998	5450
215-48144-□	48 x 144*	366	4055	4229	4371	4970	5308	5804
215-48168-□	48 x 168*	406	4594	4861	5052	5881	6137	6725
215-48192-□	48 x 192**	488	5548	5815	6006	6834	7090	7679
215-48240-□	48 x 240***	610	6823	7140	7374	8121	8791	9336
215-6096-□	60 x 96	284	2894	3041	3156	3701	3957	4404
215-60120-□	60 x 120*	376	4028	4202	4333	4921	5237	5733
215-60144-□	60 x 144*	426	4224	4425	4583	5210	5575	6120
215-60168-□	60 x 168*	476	4910	5118	5346	6104	6545	7189
215-60192-□	60 x 192**	568	5864	6071	6300	7058	7499	8142
215-60240-□	60 x 240***	710	7227	7477	7744	8600	9156	9881



### V-END CURVED PANEL SERIES, RACETRACK

**NOTES:** Tops up to 144" are standard in one piece.

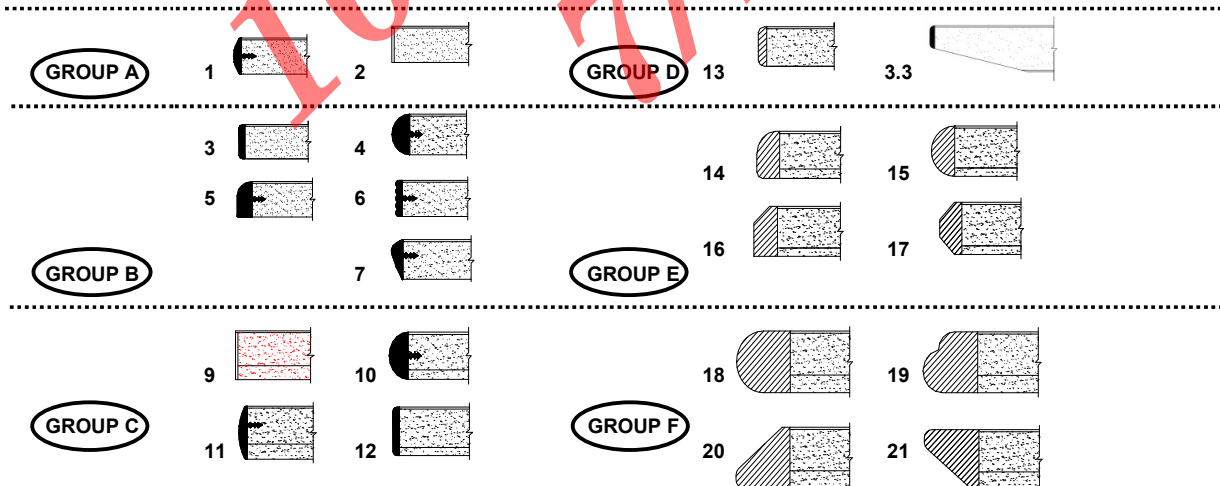
\* Denotes three bases.

\*\* Denotes four bases.

\*\*\* Denotes five bases.

**OPTIONS:** For two-piece tops smaller than 96" add \$1160 list.  
(includes required additional base.)

For two-piece tops between 120" & 144", add \$226 list.







phone: (510) 259-6217  
email: info@actionlaminates.com

**S** Stocked Bases

**CONFERENCE TABLES**

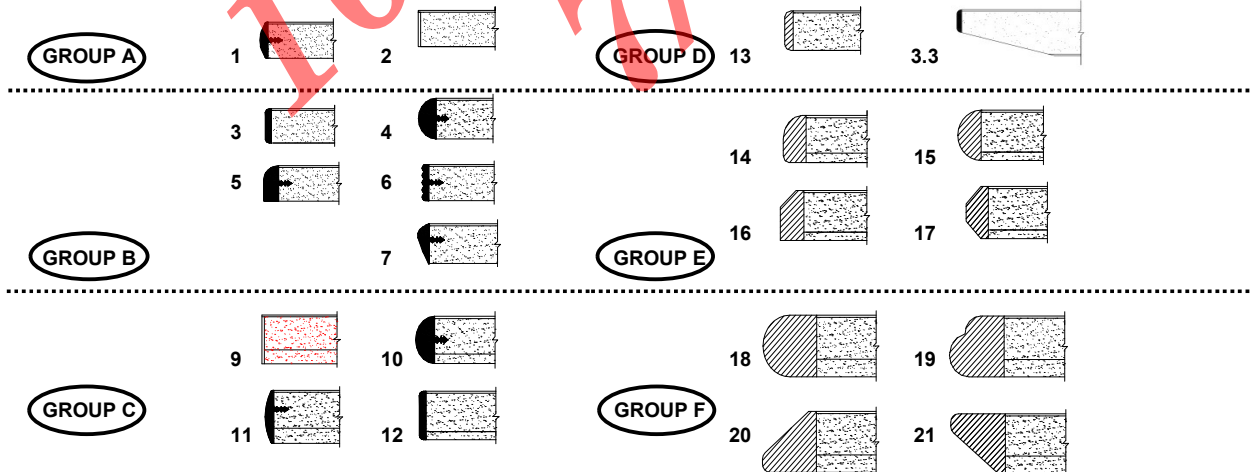
MODEL NUMBER	SIZE	WT.	GROUP A	GROUP B	GROUP C	GROUP D	GROUP E	GROUP F
282-3660-□ <b>S</b>	36 x 60	100	1412	1499	1553	1902	2066	2327
282-3672-□ <b>S</b>	36 x 72	116	1526	1613	1679	2055	2245	2534
282-3696-□ <b>S</b>	36 x 96	150	1749	1858	1935	2382	2611	2948
282-36120-□ <b>S</b>	36 x 120	183	1973	2104	2191	2709	2970	3363
282-36144-□ <b>S</b>	36 x 144	217	2191	2344	2453	3030	3341	3777
282-4260-□ <b>S</b>	42 x 60	113	1526	1619	1695	2104	2267	2594
282-4272-□ <b>S</b>	42 x 72	131	1651	1760	1837	2267	2463	2818
282-4296-□ <b>S</b>	42 x 96	170	1902	2027	2131	2616	2856	3254
282-42120-□ <b>S</b>	42 x 120	208	2158	2316	2436	2965	3254	3701
282-42144-□ <b>S</b>	42 x 144	247	2420	2589	2725	3325	3662	4147
282-4872-□ <b>S</b>	48 x 72	146	1651	1760	1837	2267	2463	2818
282-4896-□ <b>S</b>	48 x 96	190	1902	2027	2131	2616	2856	3254
282-48120-□ <b>S</b>	48 x 120	233	2158	2316	2436	2965	3254	3701
282-48144-□ <b>S</b>	48 x 144	277	2420	2589	2725	3325	3662	4147
282-48168-□ <b>S</b>	48 x 168*	331	3444	3706	3897	4720	4970	5559
282-48192-□ <b>S</b>	48 x 192*	374	3543	3804	3995	4818	5069	5652
282-48240-□ <b>S</b>	48 x 240*	461	4060	4371	4605	5341	5870	6551
282-6096-□ <b>S</b>	60 x 96	230	2017	2158	2273	2812	3068	3510
282-60120-□ <b>S</b>	60 x 120	283	2289	2463	2594	3177	3488	3979
282-60144-□ <b>S</b>	60 x 144	337	2583	2785	2938	3564	3924	4464
282-60168-□ <b>S</b>	60 x 168	390	3363	3570	3793	4540	4981	5619
282-60192-□ <b>S</b>	60 x 192*	455	3880	4088	4311	5063	5499	6137
282-60240-□ <b>S</b>	60 x 240*	562	4480	4731	4992	5842	6387	7112



**CREW SERIES, RACETRACK**

**NOTES:** Tops up to 144" are standard in one piece.  
\* Denotes six legs. Two center legs, four end legs.  
Frame finish white powder coat.

**OPTIONS:** For two-piece tops 144" and smaller, add \$226 list.  
Top overhangs frame 3" on long sides, and 12" to 24" on ends, depending on size.





phone: (510) 259-6217  
email: info@actionlaminates.com

## CONFERENCE TABLES

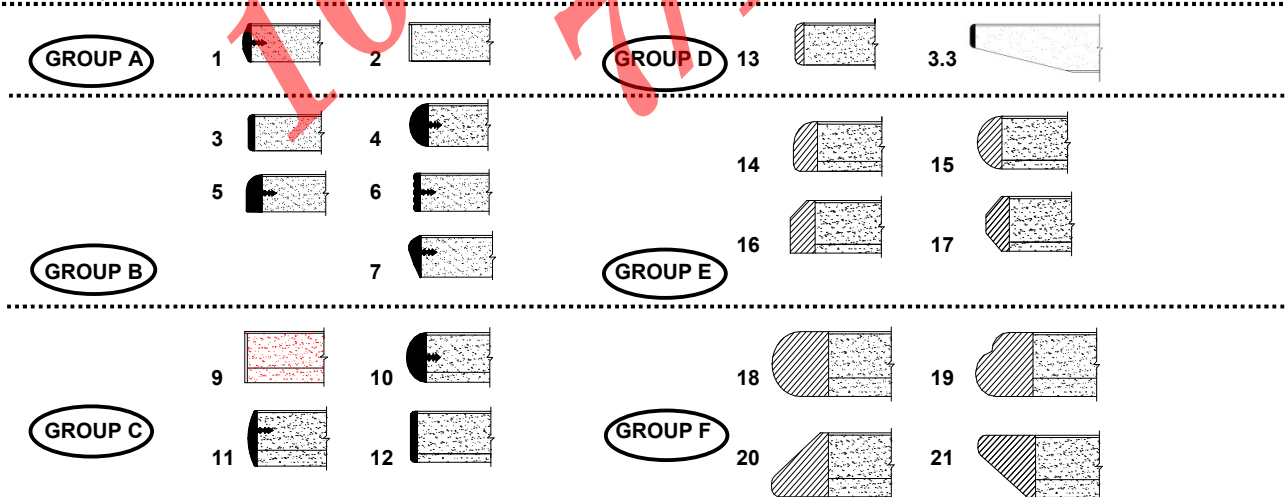
MODEL NUMBER	SIZE	WT.	GROUP A	GROUP B	GROUP C	GROUP D	GROUP E	GROUP F
220-3660- □	36 x 60	140	1057	1147	1203	1576	1740	2023
220-3672- □	36 x 72	160	1158	1260	1328	1723	1921	2232
220-3684- □	36 x 84	180	1379	1492	1576	2051	2283	2650
220-3696- □	36 x 96	200	1379	1492	1576	2051	2283	2650
220-4272- □	42 x 72	180	1384	1497	1582	2040	2243	2616
220-4284- □	42 x 84	203	1627	1763	1876	2384	2644	3057
220-4296- □	42 x 96	225	1627	1763	1876	2384	2644	3057
220-42120- □	42 x 120	270	1881	2045	2170	2735	3034	3514
220-42144- □	42 x 144	315	2136	2317	2458	3085	3447	3961
220-42192- □	42 x 192*	430	2831	3102	3305	4170	4441	5062
220-42240- □	42 x 240*	520	3773	4131	4393	5503	5925	6742
220-4884- □	48 x 84	230	1627	1763	1876	2384	2644	3057
220-4896- □	48 x 96	255	1627	1763	1876	2384	2644	3057
220-48120- □	48 x 120	300	1881	2045	2170	2735	3034	3514
220-48144- □	48 x 144	350	2136	2317	2458	3085	3447	3961
220-48192- □	48 x 192*	475	2831	3102	3305	4170	4441	5062
220-48240- □	48 x 240*	570	3773	4131	4393	5503	5925	6742
220-6096- □	60 x 96	305	1881	2034	2153	2712	2995	3458
220-60120- □	60 x 120	360	2153	2333	2475	3091	3418	3938
220-60144- □	60 x 144	420	2435	2650	2814	3469	3853	4418
220-60192- □	60 x 192*	570	3356	3571	3808	4593	5068	5735
220-60240- □	60 x 240*	655	4418	4731	5050	6046	6697	7566



### RACETRACK WITH PANEL BASES (1-1/4")

**NOTES:** Tops up to 144" are standard in one piece.  
\* Denotes a two-piece top with three bases.  
Includes (2) 9" high stretcher panels between each pair of bases.

**OPTIONS:** For two-piece tops smaller than 144", add \$226 list.

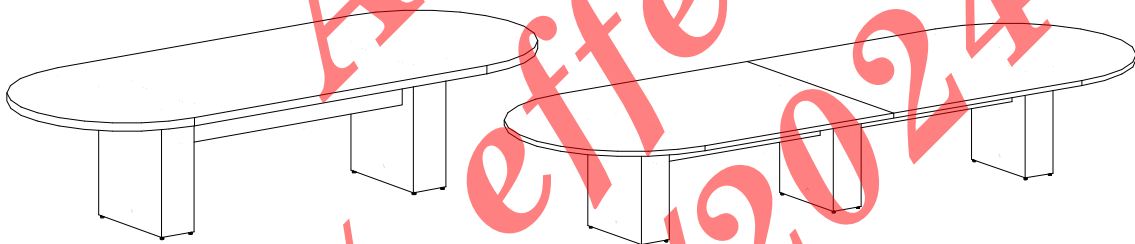




phone: (510) 259-6217  
email: info@actionlaminates.com

## CONFERENCE TABLES

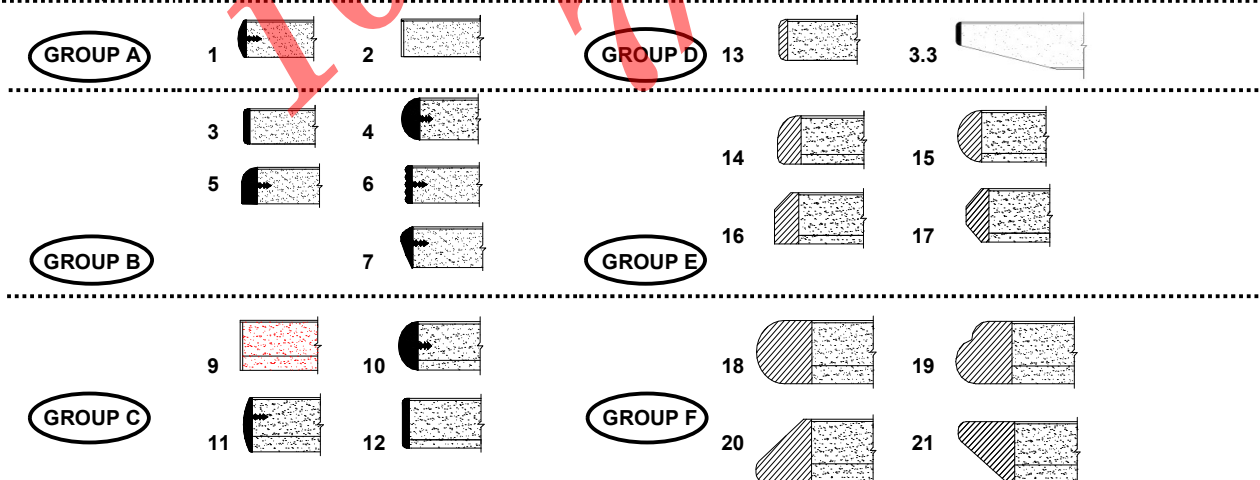
MODEL NUMBER	SIZE	WT.	GROUP A	GROUP B	GROUP C	GROUP D	GROUP E	GROUP F
226-3672-□	36 x 72	220	1701	1797	1865	2260	2458	2769
226-3684-□	36 x 84	240	1915	2034	2107	2588	2825	3181
226-3696-□	36 x 96	260	1915	2034	2107	2588	2825	3181
226-4272-□	42 x 72	245	2011	2130	2209	2667	2870	3243
226-4284-□	42 x 84	272	2254	2390	2497	3011	3266	3684
226-4296-□	42 x 96	290	2254	2390	2497	3011	3266	3684
226-42120-□	42 x 120	330	2509	2667	2797	3362	3661	4136
226-42144-□	42 x 144	370	2712	2904	3040	3667	4034	4543
226-42192-□	42 x 192*	490	3989	4266	4475	5339	5610	6221
226-42240-□	42 x 240*	570	4447	4780	5017	5995	6379	7079
226-4884-□	48 x 84	290	2254	2390	2497	3011	3266	3684
226-4896-□	48 x 96	315	2254	2390	2497	3011	3266	3684
226-48120-□	48 x 120	360	2509	2667	2797	3362	3661	4136
226-48144-□	48 x 144	405	2712	2904	3040	3667	4034	4543
226-48192-□	48 x 192*	535	3989	4266	4475	5339	5610	6221
226-48240-□	48 x 240*	625	4447	4780	5017	5995	6379	7079
226-6096-□	60 x 96	390	2503	2656	2780	3345	3616	4085
226-60120-□	60 x 120	445	2774	2955	3096	3712	4040	4560
226-60144-□	60 x 144	500	3023	3232	3396	4057	4430	5006
226-60192-□	60 x 192*	655	4514	4735	4978	5763	6226	6904
226-60240-□	60 x 240*	765	5034	5311	5594	6475	7040	7825



### RACETRACK WITH THICK PANEL BASES (8")

**NOTES:** Tops up to 144" are standard in one piece.  
\* Denotes a two-piece table with three bases.  
Standard with cable pass through in each base.  
Includes (2) 9" high stretcher panels between each pair of bases.

**OPTIONS:** For two-piece tops smaller than 144", add \$226 list.  
For special depth base up to 16" deep, add \$105 list each.

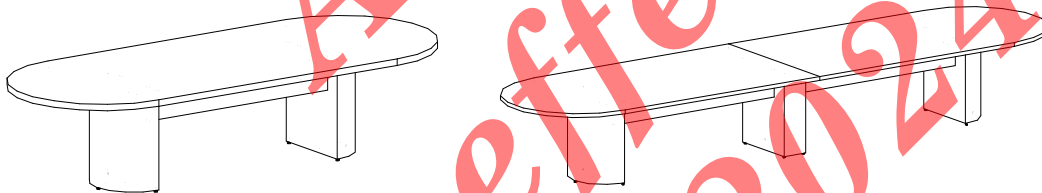




phone: (510) 259-6217  
email: info@actionlaminates.com

## CONFERENCE TABLES

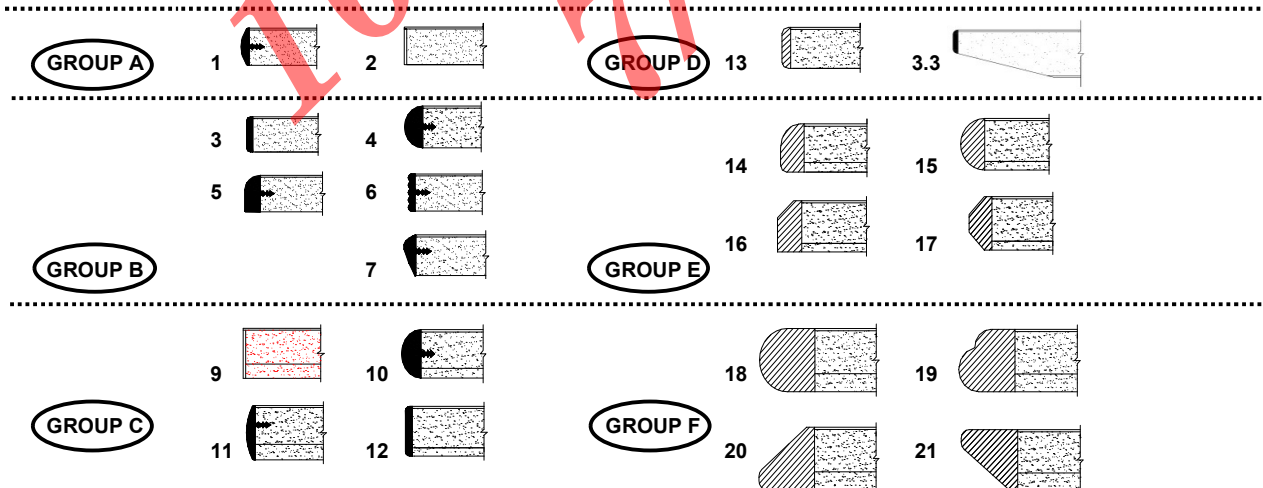
MODEL NUMBER	SIZE	WT.	GROUP A	GROUP B	GROUP C	GROUP D	GROUP E	GROUP F
244-3672-□	36 x 72	170	2191	2281	2354	2756	2953	3264
244-3684-□	36 x 84	185	2426	2539	2624	3098	3330	3692
244-3696-□	36 x 96	200	2426	2539	2624	3098	3330	3692
244-4272-□	42 x 72	195	2450	2569	2654	3106	3309	3688
244-4284-□	42 x 84	217	2714	2850	2957	3471	3726	4144
244-4296-□	42 x 96	235	2714	2850	2957	3471	3726	4144
244-42120-□	42 x 120	275	2984	3148	3272	3837	4136	4611
244-42144-□	42 x 144	300	3203	3384	3531	4158	4514	5028
244-42192-□	42 x 192*	425	4506	4783	4986	5851	6122	6732
244-42240-□	42 x 240*	490	5045	5367	5610	6587	6960	7666
244-4884-□	48 x 84	240	2714	2850	2957	3471	3726	4144
244-4896-□	48 x 96	260	2714	2850	2957	3471	3726	4144
244-48120-□	48 x 120	300	2984	3148	3272	3837	4136	4611
244-48144-□	48 x 144	340	3203	3384	3531	4158	4514	5028
244-48192-□	48 x 192*	470	4506	4783	4986	5851	6122	6732
244-48240-□	48 x 240*	550	5045	5367	5610	6587	6960	7666
244-6096-□	60 x 96	310	2963	3115	3234	3805	4076	4545
244-60120-□	60 x 120	360	3255	3430	3577	4187	4515	5035
244-60144-□	60 x 144	410	3514	3723	3881	4542	4921	5492
244-60192-□	60 x 192*	565	5026	5246	5489	6274	6738	7416
244-60240-□	60 x 240*	765	5627	5904	6186	7062	7633	8412



## RACETRACK WITH HALF CYLINDER BASES

**NOTES:** Tops up to 144" are standard in one piece.  
\* Denotes a two-piece table with three bases.  
Thick panel base standard in center, for 3-base tables.  
Standard with cable pass through in each base.  
Includes (2) 9" high stretcher panels between each

**OPTIONS:** For two-piece tops smaller than 144" add \$226 list.





phone: (510) 259-6217  
email: info@actionlaminates.com

## CONFERENCE TABLES

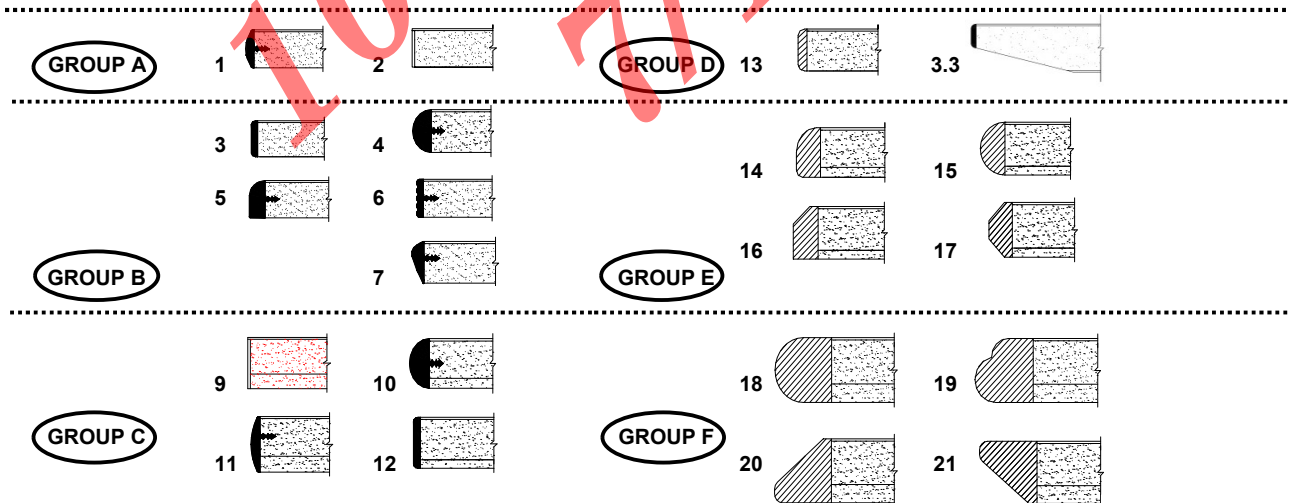
MODEL NUMBER	SIZE	WT.	GROUP A	GROUP B	GROUP C	GROUP D	GROUP E	GROUP F
250-3672- □	36 x 72	355	2091	2181	2254	2656	2853	3164
250-3684- □	36 x 84	365	2226	2339	2424	2898	3130	3492
250-3696- □	36 x 96	375	2226	2339	2424	2898	3130	3492
250-4272- □	42 x 72	390	2350	2469	2554	3006	3209	3588
250-4284- □	42 x 84	400	2514	2650	2757	3271	3526	3944
250-4296- □	42 x 96	410	2514	2650	2757	3271	3526	3944
250-42120- □	42 x 120	500	2684	2848	2972	3537	3836	4311
250-42144- □	42 x 144	535	2853	3034	3181	3808	4164	4678
250-42192- □	42 x 192*	680	4215	4492	4695	5560	5836	6447
250-42240- □	42 x 240*	805	4554	4876	5119	6096	6475	7181
250-4884- □	48 x 84	445	2514	2650	2757	3271	3526	3944
250-4896- □	48 x 96	455	2514	2650	2757	3271	3526	3944
250-48120- □	48 x 120	545	2684	2848	2972	3537	3836	4311
250-48144- □	48 x 144	580	2853	3034	3181	3808	4164	4678
250-48192- □	48 x 192*	700	4215	4492	4695	5560	5836	6447
250-48240- □	48 x 240*	825	4554	4876	5119	6096	6475	7181
250-6096- □	60 x 96	510	2763	2915	3034	3605	3876	4345
250-60120- □	60 x 120	610	2955	3130	3277	3887	4215	4735
250-60144- □	60 x 144	645	3164	3373	3531	4192	4571	5142
250-60192- □	60 x 192*	800	4740	4955	5198	5983	6452	7130
250-60240- □	60 x 240*	935	5142	5413	5695	6571	7147	7927



### RACETRACK WITH FULL CYLINDER BASES

**NOTES:** Tops up to 144" are standard in one piece.  
\* Denotes a two-piece top with three bases.  
Standard with cable pass through in each base.

**OPTIONS:** For two-piece tops smaller than 144" add \$226 list.

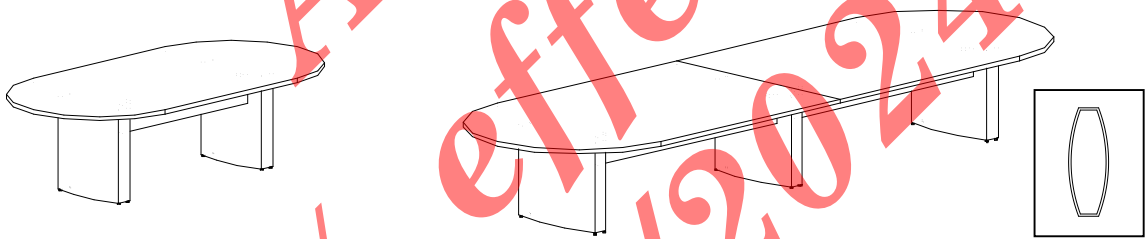




phone: (510) 259-6217  
email: info@actionlaminates.com

## CONFERENCE TABLES

MODEL NUMBER	SIZE	WT.	GROUP A	GROUP B	GROUP C	GROUP D	GROUP E	GROUP F
240-3672-	36 x 72	170	2091	2181	2254	2656	2853	3164
240-3684-	36 x 84	185	2226	2339	2424	2898	3130	3492
240-3696-	36 x 96	200	2226	2339	2424	2898	3130	3492
240-4272-	42 x 72	195	2350	2469	2554	3006	3209	3588
240-4284-	42 x 84	217	2514	2650	2757	3271	3526	3944
240-4296-	42 x 96	235	2514	2650	2757	3271	3526	3944
240-42120-	42 x 120	275	2684	2848	2972	3537	3836	4311
240-42144-	42 x 144	300	2853	3034	3181	3808	4164	4678
240-42240-	42 x 192*	425	4215	4492	4695	5560	5836	6447
240-42192-	42 x 240*	490	5146	5510	5784	6889	7317	8115
240-4884-	48 x 84	240	2514	2650	2757	3271	3526	3944
240-4896-	48 x 96	260	2514	2650	2757	3271	3526	3944
240-48120-	48 x 120	300	2684	2848	2972	3537	3836	4311
240-48144-	48 x 144	340	2853	3034	3181	3808	4164	4678
240-48192-	48 x 192*	470	4215	4492	4695	5560	5836	6447
240-48240-	48 x 240*	550	5146	5510	5784	6889	7317	8115
240-6096-	60 x 96	310	2763	2915	3034	3605	3876	4345
240-60120-	60 x 120	360	2955	3130	3277	3887	4215	4735
240-60144-	60 x 144	410	3164	3373	3531	4192	4571	5142
240-60192-	60 x 192*	565	4740	4955	5198	5983	6452	7130
240-60240-	60 x 240*	665	5810	6116	6436	7425	8076	8957

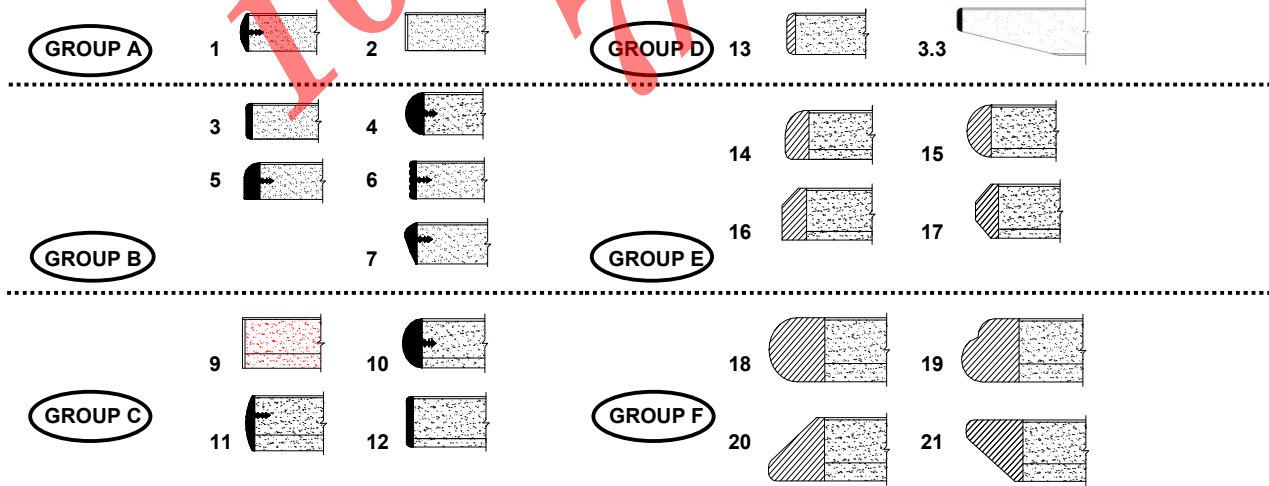


### RACETRACK SHAPE WITH BOAT SHAPED BASES

Boat Shaped Base

**NOTES:** Tops up to 144" are standard in one piece.  
 \* Denotes a two-piece top with three bases.  
 Standard with cable pass through in each base.  
 Includes (2) 9" high stretcher panels between each pair of bases.

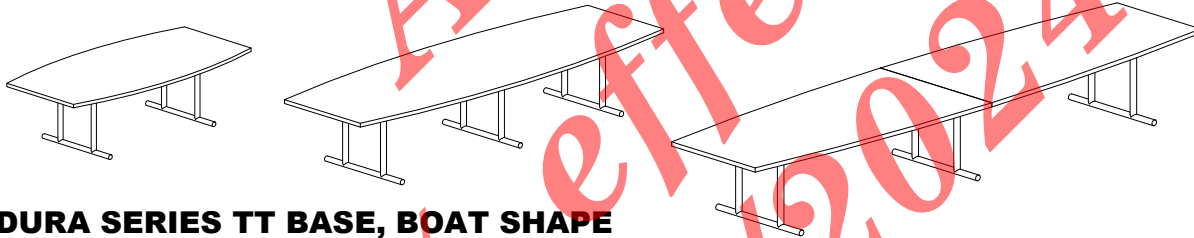
**OPTIONS:** For two-piece tops smaller than 144" add \$226 list.





## CONFERENCE TABLES

MODEL NUMBER	SIZE	WT.	GROUP A	GROUP B	GROUP C	GROUP D	GROUP E	GROUP F
212-3660-□	30,36 x 60	119	1177	1265	1326	1687	1848	2120
212-3672-□	30,36 x 72	134	1243	1338	1404	1793	1987	2287
212-3696-□	30,36 x 96	164	1371	1487	1565	2026	2264	2609
212-36120-□	30,36 x 120*	216	1826	1959	2048	2586	2853	3252
212-36144-□	30,36 x 144*	246	1948	2109	2220	2814	3130	3580
212-4260-□	30,42 x 60	132	1365	1460	1537	1959	2126	2464
212-4272-□	30,42 x 72	149	1437	1554	1632	2076	2276	2642
212-4296-□	30,42 x 96	184	1598	1726	1832	2337	2581	2986
212-42120-□	30,42 x 120*	241	2120	2276	2403	2947	3241	3702
212-42144-□	30,42 x 144*	276	2281	2459	2603	3213	3558	4063
212-4872-□	36,48 x 72	166	1460	1576	1654	2098	2298	2664
212-4896-□	36,48 x 96	206	1621	1748	1854	2359	2603	3008
212-48120-□	36,48 x 120*	269	2153	2309	2436	2980	3275	3735
212-48144-□	36,48 x 144*	309	2314	2492	2636	3247	3591	4096
212-48168-□	36,48 x 168*	349	2864	3136	3330	4174	4434	5034
212-48192-□	36,48 x 192**	412	3230	3502	3696	4540	4801	5400
212-48240-□	36,48 x 240***	515	3924	4246	4484	5245	5927	6482
212-6096-□	48,60 x 96	246	1737	1887	2004	2559	2819	3275
212-60120-□	48,60 x 120*	319	2287	2464	2597	3197	3519	4024
212-60144-□	48,60 x 144*	369	2486	2692	2853	3491	3863	4418
212-60168-□	48,60 x 168*	419	3186	3397	3630	4401	4851	5506
212-60192-□	48,60 x 192**	492	3552	3763	3996	4767	5217	5872
212-60240-□	48,60 x 240***	615	4335	4590	4862	5733	6299	7037



### DURA SERIES TT BASE, BOAT SHAPE

**NOTES:** Tops up to 144" are standard in one piece.

\* Denotes three bases.

\*\* Denotes four bases.

\*\*\* Denotes five bases.

**OPTIONS:**

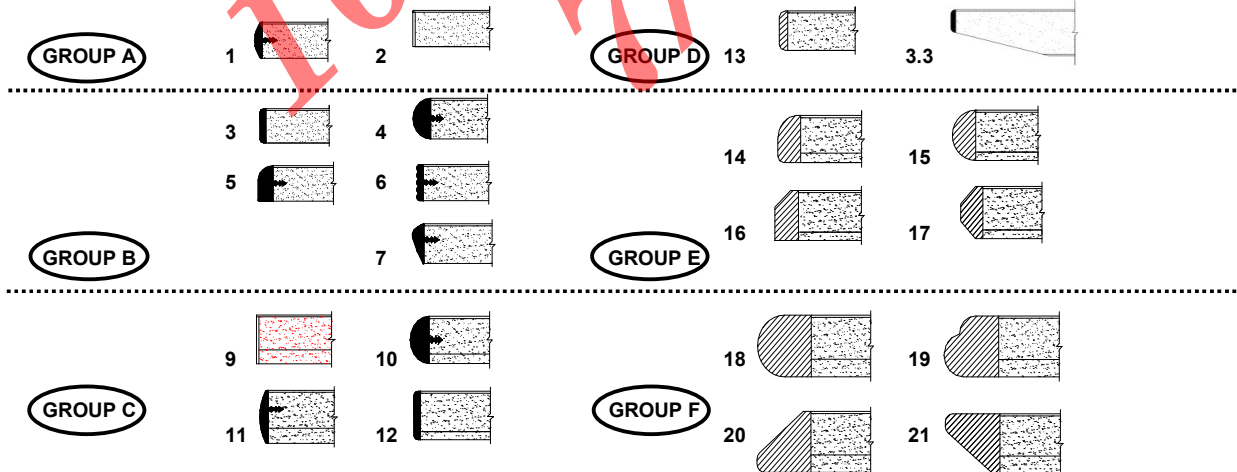
For 6" radius corner group A - D add \$150 list.

For 6" radius corners group E & F add \$630 list.
























For two-piece tops smaller than 96" add \$575 list.  
(Includes required additional base.)

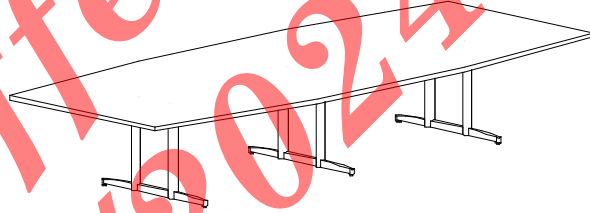
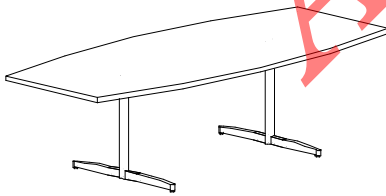
For two-piece tops between 120" & 144", add \$226 list.

For (1) #VWM-2 vertical wire management, add \$40 list.



## CONFERENCE TABLES

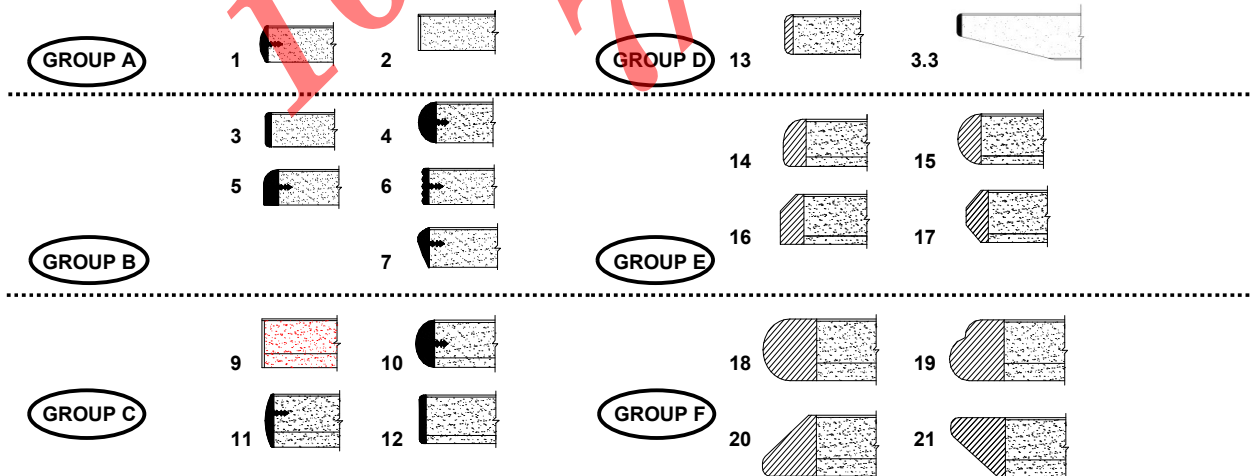
MODEL NUMBER	SIZE	WT.	GROUP A	GROUP B	GROUP C	GROUP D	GROUP E	GROUP F
267-3660-□ 	30,36 x 60	97	1049	1140	1203	1573	1739	2018
267-3672-□ 	30,36 x 72	112	1117	1214	1283	1682	1881	2189
267-3696-□ 	30,36 x 96	142	1248	1368	1448	1921	2166	2519
267-36120-□ 	30,36 x 120*	183	1636	1773	1864	2417	2690	3101
267-36144-□ 	30,36 x 144*	213	1761	1927	2041	2651	2975	3437
267-4260-□ 	30,42 x 60	114	1265	1362	1442	1875	2046	2394
267-4272-□ 	30,42 x 72	131	1340	1459	1539	1995	2200	2576
267-4296-□ 	30,42 x 96	166	1505	1636	1744	2263	2514	2930
267-42120-□ 	30,42 x 120*	214	1972	2132	2263	2822	3124	3597
267-42144-□ 	30,42 x 144*	249	2138	2320	2468	3095	3449	3967
267-4872-□ 	36,48 x 72	160	1579	1699	1778	2234	2440	2816
267-4896-□ 	36,48 x 96	200	1744	1875	1984	2502	2753	3169
267-48120-□ 	36,48 x 120*	260	2331	2491	2622	3181	3483	3956
267-48144-□ 	36,48 x 144*	300	2497	2679	2827	3454	3808	4326
267-48168-□ 	36,48 x 168*	340	3061	3340	3540	4406	4674	5290
267-48192-□ 	36,48 x 192**	400	3477	3756	3956	4822	5090	5706
267-48240-□ 	36,48 x 240***	500	4229	4560	4805	5586	6287	6857
267-6096-□ 	48,60 x 96	242	1910	2063	2183	2753	3021	3488
267-60120-□ 	48,60 x 120*	313	2537	2719	2856	3471	3802	4321
267-60144-□ 	48,60 x 144*	363	2742	2953	3118	3773	4155	4725
267-60168-□ 	48,60 x 168*	413	3460	3677	3916	4708	5170	5843
267-60192-□ 	48,60 x 192**	484	3899	4115	4355	5147	5609	6281
267-60240-□ 	48,60 x 240***	605	4765	5027	5307	6202	6783	7541



### ALUMA CAST SERIES T & TT BASE, BOAT SHAPE

**NOTES:** Tables up to 42" D are standard with T base.  
 Tops up to 144" are standard in one piece.  
 \* Denotes three bases.  
 \*\* Denotes four bases.  
 \*\*\* Denotes five bases.

**OPTIONS:** For 6" radius corner group A - D add \$150 list.  
 For 6" radius corners group E & F add \$630 list.  
 For two-piece tops smaller than 96" add \$515 for T-Base and \$650 for TT-base (includes required additional base.)  
 For two-piece tops between 120" & 144", add \$226 list.  
 For (1) #VWM-2 vertical wire management, add \$40 list.





phone: (510) 259-6217  
email: info@actionlaminates.com

## CONFERENCE TABLES

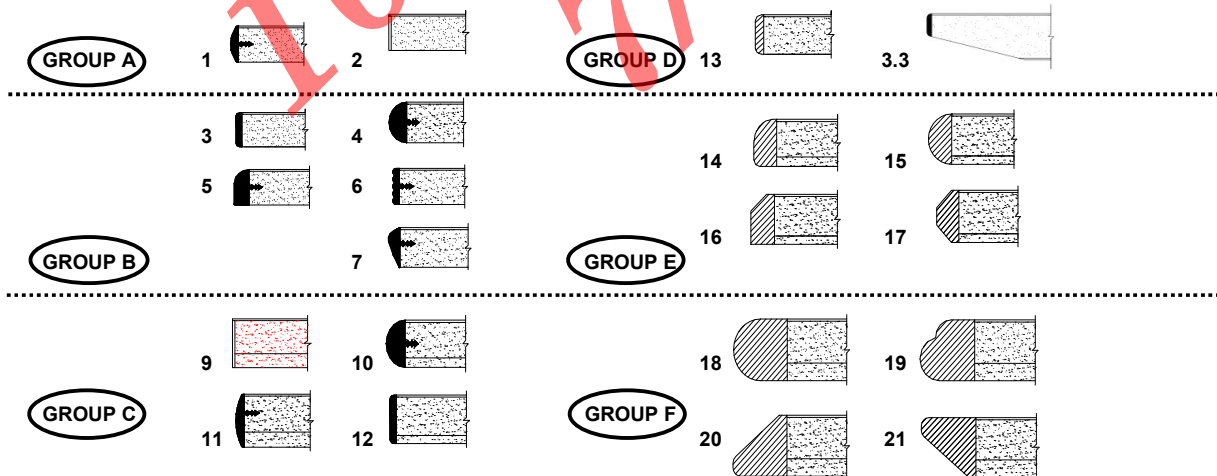
MODEL NUMBER	SIZE	WT.	GROUP A	GROUP B	GROUP C	GROUP D	GROUP E	GROUP F
279-3696-☐	30,36 x 96	188	1693	1813	1892	2366	2611	2964
279-36120-☐	30,36 x 120*	240	2223	2360	2451	3004	3278	3688
279-36144-☐	30,36 x 144*	281	2405	2571	2685	3295	3620	4081
279-4896-☐	36,48 x 96	230	1921	2052	2160	2679	2930	3346
279-48120-☐	36,48 x 120*	294	2537	2696	2827	3386	3688	4161
279-48144-☐	36,48 x 144*	345	2753	2936	3084	3711	4064	4583



### ALUMA CAST SERIES Y-BASE, BOAT SHAPE

NOTES: Tops up to 144" are standard in one piece.  
\* Denotes three bases.

OPTIONS: For 6" radius corner group A - D add \$150 list.  
For 6" radius corners group E & F add \$630 list.  
For two-piece tops smaller than 96" add \$575 list.  
(includes required additional base.)  
For two-piece tops between 120" & 144", add \$226 list.  
For (1) #VWM-2 vertical wire management, add \$40 list.

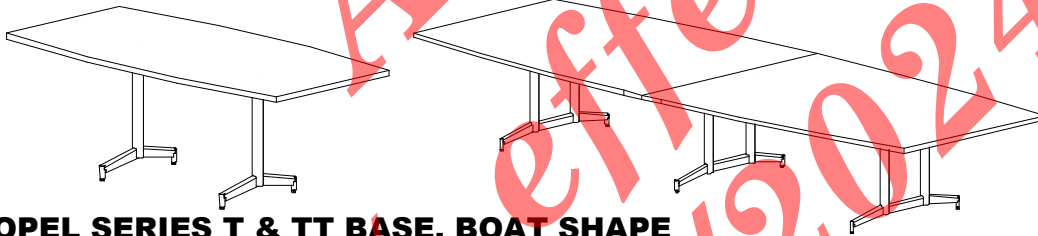




phone: (510) 259-6217  
email: info@actionlaminates.com

## CONFERENCE TABLES

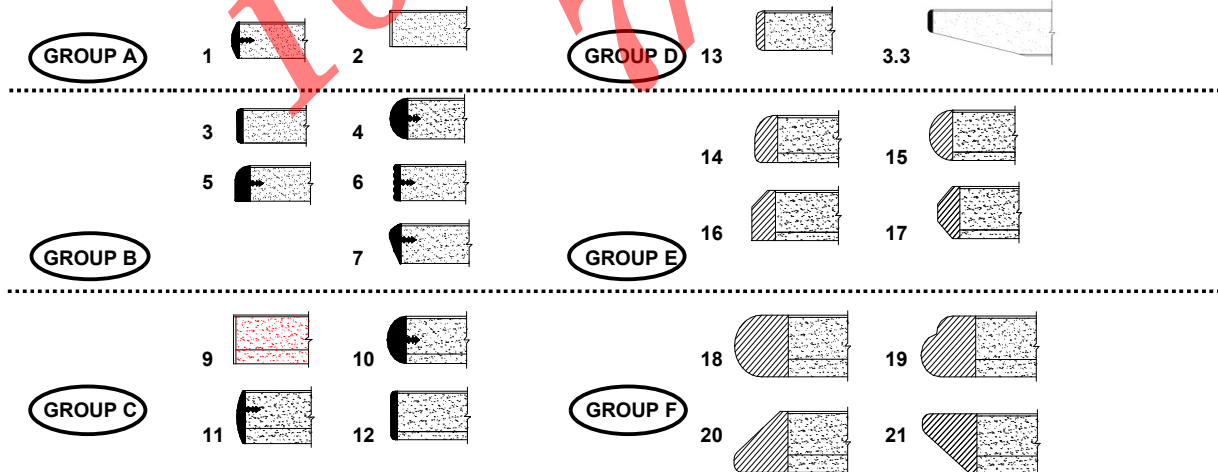
MODEL NUMBER	SIZE	WT.	GROUP A	GROUP B	GROUP C	GROUP D	GROUP E	GROUP F
263-3660-□	30,36 x 60	97	1117	1208	1271	1642	1807	2086
263-3672-□	30,36 x 72	112	1186	1283	1351	1750	1949	2257
263-3696-□	30,36 x 96	142	1317	1436	1516	1989	2234	2588
263-36120-□	30,36 x 120	183	1739	1875	1967	2519	2793	3203
263-36144-□	30,36 x 144	213	1864	2029	2143	2753	3078	3540
263-4260-□	30,42 x 60	114	1448	1545	1625	2058	2229	2576
263-4272-□	30,42 x 72	131	1522	1642	1721	2177	2383	2759
263-4296-□	30,42 x 96	166	1687	1818	1927	2445	2696	3112
263-42120-□	30,42 x 120	214	2246	2405	2537	3095	3397	3870
263-42144-□	30,42 x 144	249	2411	2594	2742	3369	3722	4241
263-4872-□	36,48 x 72	160	1670	1790	1870	2326	2531	2907
263-4896-□	36,48 x 96	200	1835	1967	2075	2594	2844	3260
263-48120-□	36,48 x 120*	260	2468	2628	2759	3317	3620	4093
263-48144-□	36,48 x 144*	300	2633	2816	2964	3591	3944	4463
263-48168-□	36,48 x 168*	340	3198	3477	3677	4543	4811	5426
263-48192-□	36,48 x 192**	400	3659	3939	4138	5005	5273	5888
263-48240-□	36,48 x 240***	500	4457	4788	5033	5814	6515	7085
263-6096-□	48,60 x 96	242	2001	2155	2274	2844	3112	3580
263-60120-□	48,60 x 120*	313	2673	2856	2993	3608	3939	4457
263-60144-□	48,60 x 144*	363	2879	3089	3255	3910	4292	4862
263-60168-□	48,60 x 168*	413	3597	3813	4053	4845	5307	5979
263-60192-□	48,60 x 192**	484	4081	4298	4537	5330	5791	6464
263-60240-□	48,60 x 240***	605	4993	5255	5535	6430	7011	7769



### PROPEL SERIES T & TT BASE, BOAT SHAPE

**NOTES:** Tables up to 42" D are standard with T base.  
Tops up to 144" are standard in one piece.  
\* Denotes three bases.  
\*\* Denotes four bases.  
\*\*\* Denotes five bases.

**OPTIONS:** For 6" radius corner group A - D add \$150 list.  
For 6" radius corners group E & F add \$630 list.  
For two-piece tops smaller than 96" add \$515 for T-Base and \$690 for TT-base (includes required additional base.)  
For two-piece tops between 120" & 144", add \$226 list.  
For (1) #VWM-2 vertical wire management, add \$40 list.





phone: (510) 259-6217  
email: info@actionlaminates.com

## CONFERENCE TABLES

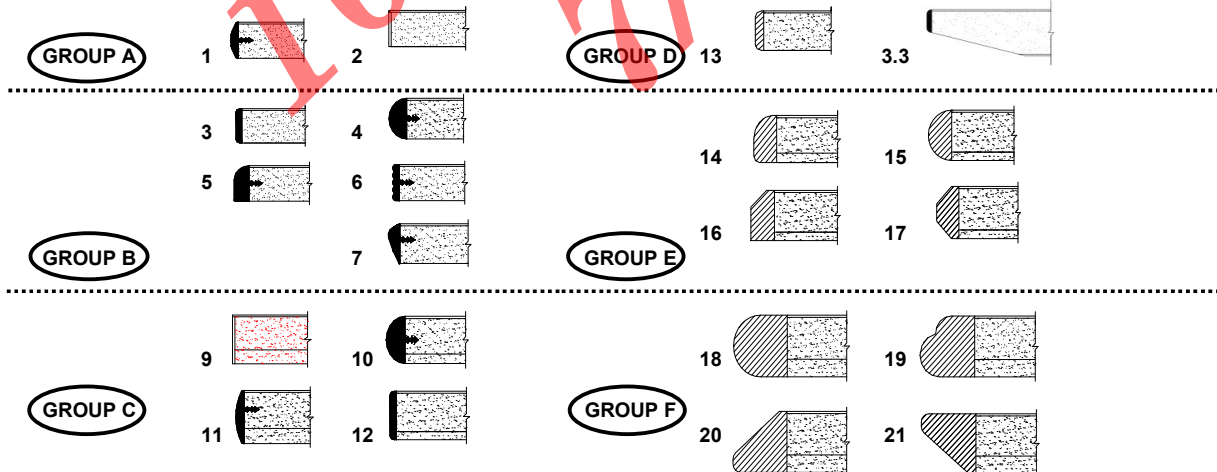
MODEL NUMBER	SIZE	WT.	GROUP A	GROUP B	GROUP C	GROUP D	GROUP E	GROUP F
280-3696-	□ 30,36 x 96	188	1790	1910	1989	2462	2708	3061
280-36120-	□ 30,36 x 120*	240	2417	2554	2645	3198	3471	3882
280-36144-	□ 30,36 x 144*	281	2571	2736	2850	3460	3785	4247
280-4896-	□ 36,48 x 96	230	2075	2206	2314	2833	3084	3500
280-48120-	□ 36,48 x 120*	294	2776	2936	3067	3625	3927	4400
280-48144-	□ 36,48 x 144*	345	2970	3152	3300	3927	4281	4799



### PROPEL SERIES Y-BASE, BOAT SHAPE

**NOTES:** Tops up to 144" are standard in one piece.  
\* Denotes three bases.

**OPTIONS:** For 6" radius corner group A - D add \$150 list.  
For 6" radius corners group E & F add \$630 list.  
For two-piece tops smaller than 96" add \$575 list.  
(includes required additional base.)  
For two-piece tops between 120" & 144", add \$226 list.  
For (1) #VWM-2 vertical wire management, add \$40 list.

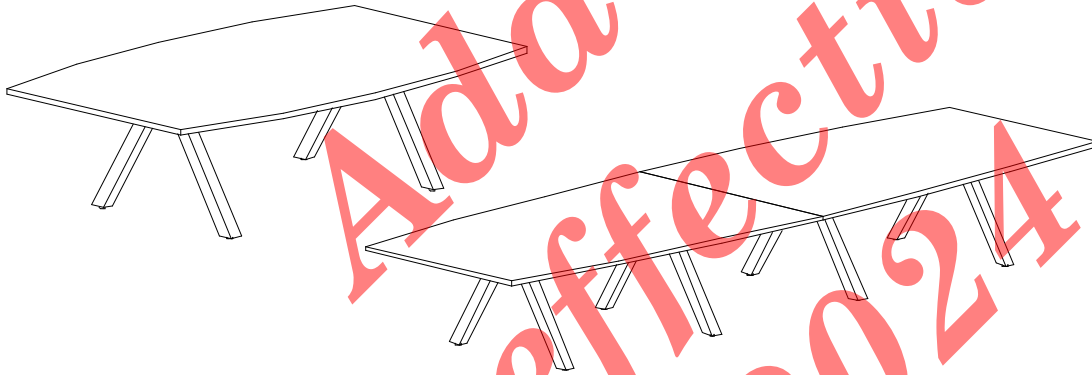




phone: (510) 259-6217  
email: info@actionlaminates.com

## CONFERENCE TABLES

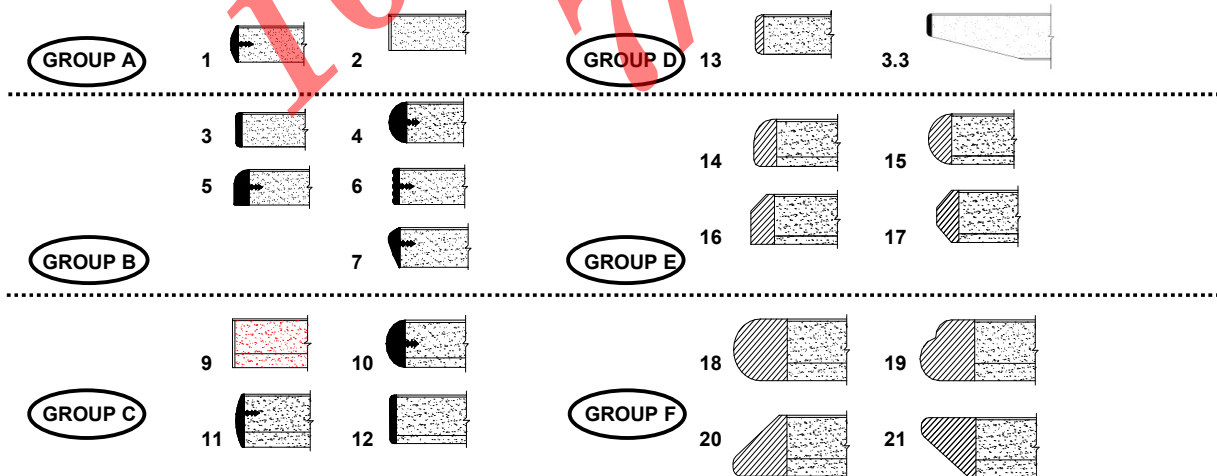
MODEL NUMBER	SIZE	WT.	GROUP A	GROUP B	GROUP C	GROUP D	GROUP E	GROUP F
268-4872- □	36,48 x 72	160	1471	1587	1665	2109	2309	2675
268-4896- □	36,48 x 96	200	1632	1759	1865	2370	2614	3019
268-48120- □	36,48 x 120*	260	2170	2325	2453	2997	3291	3752
268-48144- □	36,48 x 144*	300	2331	2509	2653	3263	3608	4113
268-48168- □	36,48 x 168*	340	2880	3152	3347	4190	4451	5051
268-48192- □	36,48 x 192**	400	3252	3524	3719	4562	4823	5422
268-48240- □	36,48 x 240***	500	3952	4274	4512	5273	5955	6510
268-6096- □	48,60 x 96	240	1748	1898	2015	2570	2831	3286
268-60120- □	48,60 x 120*	310	2303	2481	2614	3213	3535	4040
268-60144- □	48,60 x 144*	360	2503	2708	2869	3508	3879	4434
268-60168- □	48,60 x 168*	410	3202	3413	3646	4418	4867	5522
268-60192- □	48,60 x 192**	480	3574	3785	4018	4790	5239	5894
268-60240- □	48,60 x 240***	600	4362	4618	4890	5761	6327	7065



### ANGLED SERIES, BOAT SHAPE

**NOTES:** Tops up to 144" are standard in one piece.  
\* Denotes three base pairs.  
\*\* Denotes four base pairs.  
\*\*\* Denotes five base pairs.  
Includes 2-3/4" square legs.

**OPTIONS:** For 6" radius corner group A - D add \$150 list.  
For 6" radius corners group E & F add \$630 list.  
For two-piece tops smaller than 96" add \$560 list.  
(includes required additional base.)  
For two-piece tops between 120" & 144", add \$226 list.  
For (1) #VWM-2 vertical wire management, add \$40 list.



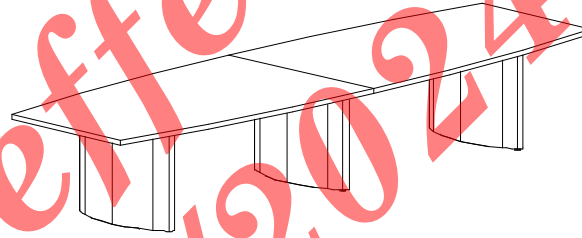
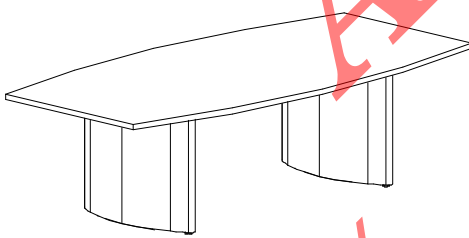




phone: (510) 259-6217  
email: info@actionlaminates.com

## CONFERENCE TABLES

MODEL NUMBER	SIZE	WT.	GROUP A	GROUP B	GROUP C	GROUP D	GROUP E	GROUP F
221-3660-□	30,36 x 60	147	2409	2498	2559	2919	3080	3352
221-3672-□	30,36 x 72	162	2475	2570	2636	3025	3219	3519
221-3696-□	30,36 x 96	192	2603	2720	2797	3258	3497	3841
221-36120-□	30,36 x 120	258	3674	3807	3896	4434	4701	5100
221-36144-□	30,36 x 144	288	3796	3957	4068	4662	4978	5428
221-4260-□	30,42 x 60	172	2597	2692	2769	3191	3358	3696
221-4272-□	30,42 x 72	189	2670	2786	2864	3308	3508	3874
221-4296-□	30,42 x 96	224	2831	2958	3064	3569	3813	4218
221-42120-□	30,42 x 120	301	3968	4124	4251	4795	5089	5550
221-42144-□	30,42 x 144	336	4129	4307	4451	5062	5406	5911
221-4872-□	36,48 x 72	204	2670	2786	2864	3308	3508	3874
221-4896-□	36,48 x 96	244	2831	2958	3064	3569	3813	4218
221-48120-□	36,48 x 120*	326	3968	4124	4251	4795	5089	5550
221-48144-□	36,48 x 144*	366	4129	4307	4451	5062	5406	5911
221-48168-□	36,48 x 168*	406	4679	4951	5145	5988	6249	6849
221-48192-□	36,48 x 192**	488	5650	5922	6116	6960	7221	7820
221-48240-□	36,48 x 240***	610	6949	7271	7509	8270	8952	9507
221-6096-□	48,60 x 96	284	2947	3097	3213	3768	4029	4484
221-60120-□	48,60 x 120*	376	4101	4279	4412	5012	5334	5839
221-60144-□	48,60 x 144*	426	4301	4507	4668	5306	5678	6233
221-60168-□	48,60 x 168*	476	5001	5211	5445	6216	6666	7320
221-60192-□	48,60 x 192**	568	5972	6183	6416	7187	7637	8292
221-60240-□	48,60 x 240***	710	7359	7615	7887	8758	9324	10062



### V-END CURVED PANEL SERIES, BOAT SHAPE

**NOTES:** Tops up to 144" are standard in one piece.

\* Denotes three bases.

\*\* Denotes four bases.

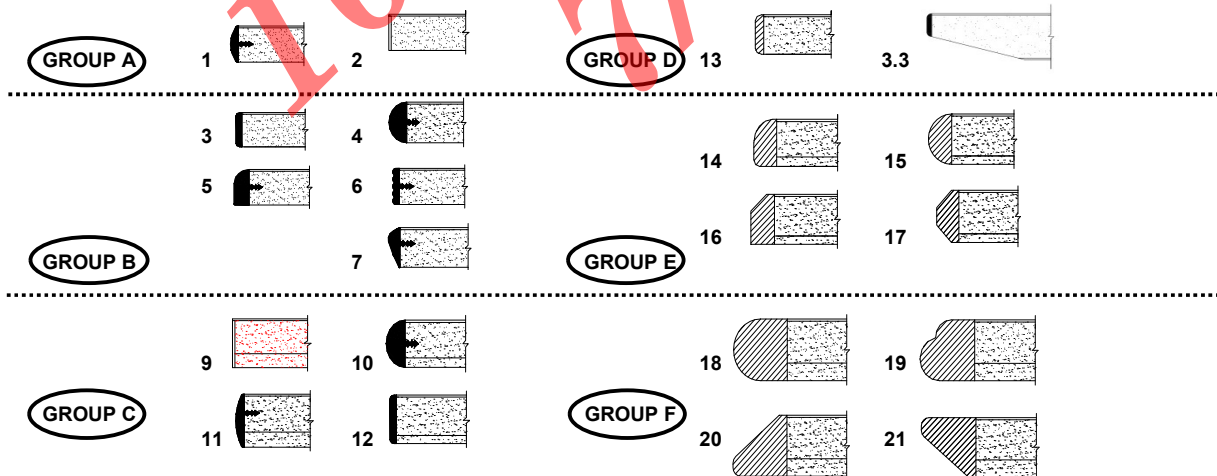
\*\*\* Denotes five bases.

**OPTIONS:** For 6" radius corner group A - D add \$150 list.

For 6" radius corners group E & F add \$630 list.

For two-piece tops smaller than 96" add \$1160 list.  
(includes required additional base.)

For two-piece tops between 120" & 144", add \$226 list.



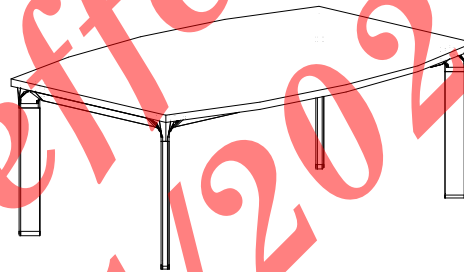


phone: (510) 259-6217  
email: info@actionlaminates.com

**S** Stocked Bases

**CONFERENCE TABLES**

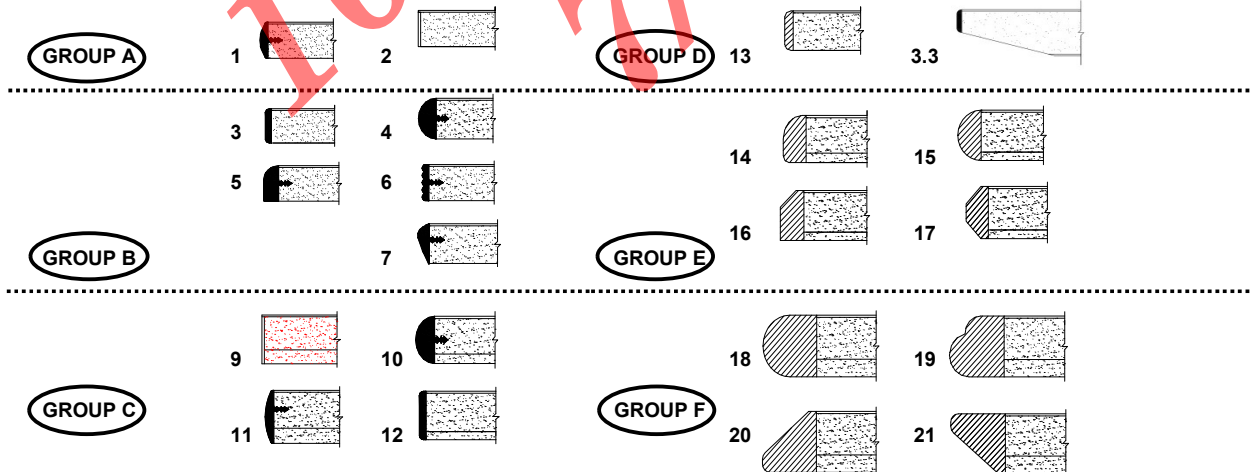
MODEL NUMBER	SIZE	WT.	GROUP A	GROUP B	GROUP C	GROUP D	GROUP E	GROUP F
283-3660-□ <b>S</b>	30,36 x 60	103	1504	1586	1646	1995	2153	2420
283-3672-□ <b>S</b>	30,36 x 72	119	1613	1706	1766	2147	2333	2627
283-3696-□ <b>S</b>	30,36 x 96	153	1837	1946	2027	2474	2703	3041
283-36120-□ <b>S</b>	30,36 x 120	186	2060	2191	2278	2801	3063	3450
283-36144-□ <b>S</b>	30,36 x 144*	229	2649	2801	2910	3488	3799	4235
283-4260-□ <b>S</b>	30,42 x 60	116	1619	1706	1788	2196	2360	2687
283-4272-□ <b>S</b>	30,42 x 72	134	1739	1848	1929	2354	2551	2905
283-4296-□ <b>S</b>	30,42 x 96	173	1989	2120	2218	2709	2948	3341
283-42120-□ <b>S</b>	30,42 x 120	211	2251	2403	2523	3057	3341	3788
283-42144-□ <b>S</b>	30,42 x 144*	259	2878	3047	3188	3782	4120	4605
283-4872-□ <b>S</b>	36,48 x 72	146	1651	1760	1837	2267	2463	2818
283-4896-□ <b>S</b>	36,48 x 96	190	1902	2027	2131	2616	2856	3254
283-48120-□ <b>S</b>	36,48 x 120	233	2158	2316	2436	2965	3254	3701
283-48144-□ <b>S</b>	36,48 x 144*	291	2916	3085	3226	3820	4158	4643
283-48168-□ <b>S</b>	36,48 x 168*	334	3543	3810	3995	4823	5074	5657
283-48192-□ <b>S</b>	36,48 x 192*	378	3641	3908	4093	4921	5172	5755
283-48240-□ <b>S</b>	36,48 x 240*	465	4158	4469	4703	5439	5968	6649
283-6096-□ <b>S</b>	48,60 x 96	230	2017	2158	2273	2812	3068	3510
283-60120-□ <b>S</b>	48,60 x 120	283	2289	2463	2594	3177	3488	3979
283-60144-□ <b>S</b>	48,60 x 144*	353	3156	3357	3510	4131	4491	5030
283-60168-□ <b>S</b>	48,60 x 168*	407	3935	4137	4360	5112	5554	6186
283-60192-□ <b>S</b>	48,60 x 192*	460	4033	4235	4458	5210	5652	6284
283-60240-□ <b>S</b>	48,60 x 240*	567	4627	4878	5145	5990	6540	7259



**CREW SERIES, BOAT SHAPE**

**NOTES:** Tops up to 144" are standard in one piece.  
\* Denotes six legs: Two center legs, four end legs.  
Frame finish white powder coat.

**OPTIONS:** For two-piece tops 144" and smaller, add \$226 list.  
Top overhangs frame 1/2" on all corners.

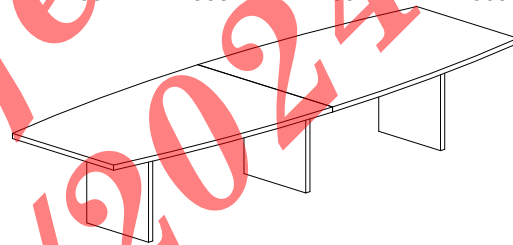
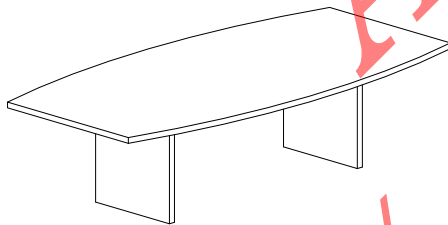




phone: (510) 259-6217  
email: info@actionlaminates.com

## CONFERENCE TABLES

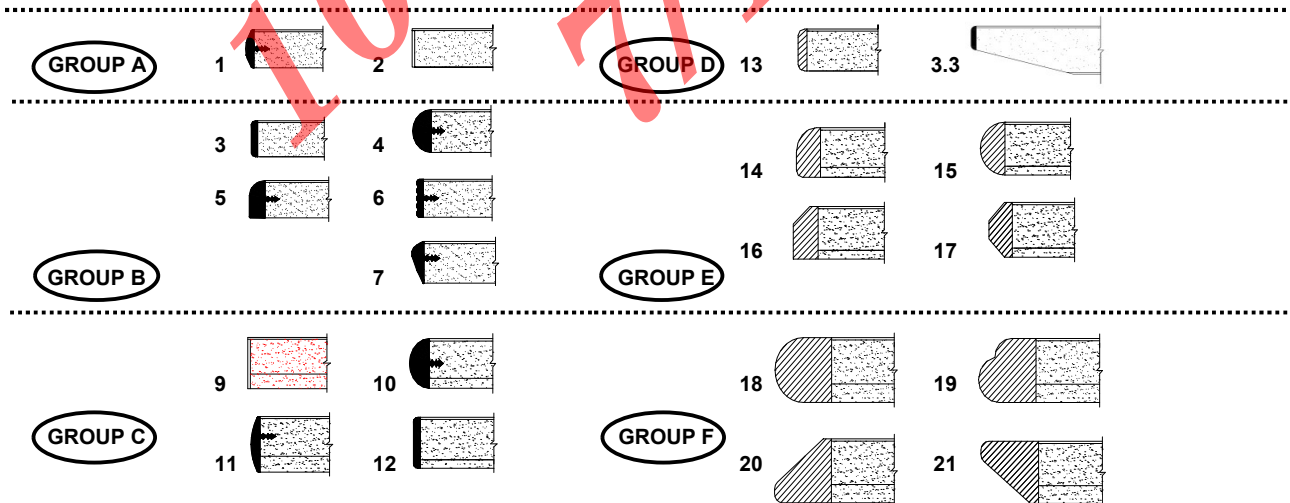
MODEL NUMBER	SIZE	WT.	GROUP A	GROUP B	GROUP C	GROUP D	GROUP E	GROUP F
218-3660- □	30,36 x 60	140	1057	1147	1203	1576	1740	2023
218-3672- □	30,36 x 72	160	1158	1260	1328	1723	1921	2232
218-3684- □	30,36 x 84	180	1379	1492	1576	2051	2283	2650
218-3696- □	30,36 x 96	200	1379	1492	1576	2051	2283	2650
218-4272- □	30,42 x 72	180	1384	1497	1582	2040	2243	2616
218-4284- □	30,42 x 84	203	1627	1763	1876	2384	2644	3057
218-4296- □	30,42 x 96	225	1627	1763	1876	2384	2644	3057
218-42120- □	30,42 x 120	270	1881	2045	2170	2735	3034	3514
218-42144- □	30,42 x 144	315	2136	2317	2458	3085	3447	3961
218-42192- □	30,42 x 192*	385	2831	3102	3305	4170	4441	5062
218-42240- □	30,42 x 240*	430	3339	3656	3887	4870	5243	5966
218-4884- □	36,48 x 84	230	1627	1763	1876	2384	2644	3057
218-4896- □	36,48 x 96	255	1627	1763	1876	2384	2644	3057
218-48120- □	36,48 x 120	300	1881	2045	2170	2735	3034	3514
218-48144- □	36,48 x 144	350	2136	2317	2458	3085	3447	3961
218-48192- □	36,48 x 192*	475	2831	3102	3305	4170	4441	5062
218-48240- □	36,48 x 240*	575	3339	3656	3887	4870	5243	5966
218-6096- □	48,60 x 96	305	1881	2034	2153	2712	2995	3458
218-60120- □	48,60 x 120	360	2153	2333	2475	3091	3418	3938
218-60144- □	48,60 x 144	420	2435	2650	2814	3469	3853	4418
218-60192- □	48,60 x 192*	570	3356	3571	3808	4593	5068	5735
218-60240- □	48,60 x 240*	690	3910	4187	4469	5351	5927	6695



### BOAT SHAPE WITH PANEL BASES (1-1/4")

**NOTES:** Tops up to 144" are standard in one piece.  
\* Denotes a two-piece table with three bases.  
Includes (2) 9" high stretcher panels between

**OPTIONS:** For 6" radius corner group A - D add \$150 list.  
For 6" radius corners group E & F add \$630 list.  
For two-piece tops smaller than 144" add \$226 list.

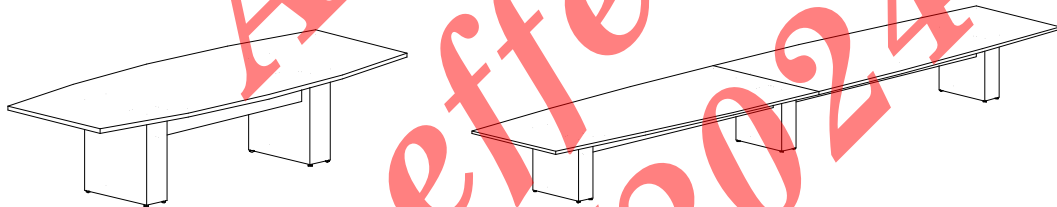




phone: (510) 259-6217  
email: info@actionlaminates.com

## CONFERENCE TABLES

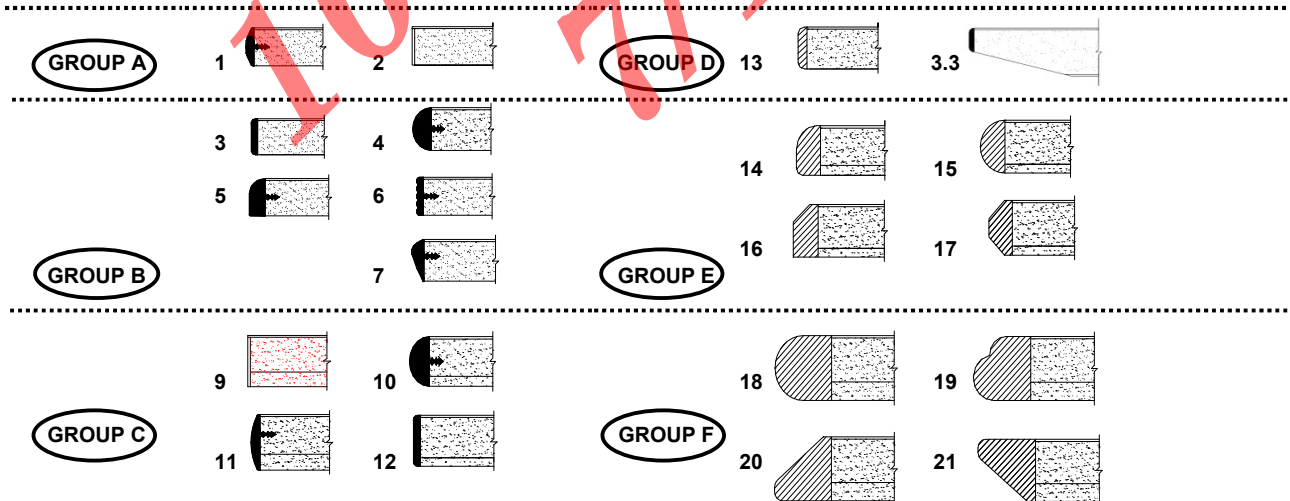
MODEL NUMBER	SIZE	WT.	GROUP A	GROUP B	GROUP C	GROUP D	GROUP E	GROUP F
224-3672- □	30,36 x 72	220	1701	1797	1865	2260	2458	2769
224-3684- □	30,36 x 84	240	1915	2034	2107	2588	2825	3181
224-3696- □	30,36 x 96	260	1915	2034	2107	2588	2825	3181
224-4272- □	30,42 x 72	245	2011	2130	2209	2667	2870	3243
224-4284- □	30,42 x 84	272	2254	2390	2497	3011	3266	3684
224-4296- □	30,42 x 96	290	2254	2390	2497	3011	3266	3684
224-42120- □	30,42 x 120	330	2509	2667	2797	3362	3661	4136
224-42144- □	30,42 x 144	370	2712	2904	3040	3667	4034	4543
224-42192- □	30,42 x 192*	445	3989	4266	4475	5339	5610	6221
224-42240- □	30,42 x 240*	490	4447	4780	5017	5995	6379	7079
224-4884- □	36,48 x 84	290	2254	2390	2497	3011	3266	3684
224-4896- □	36,48 x 96	315	2254	2390	2497	3011	3266	3684
224-48120- □	36,48 x 120	360	2509	2667	2797	3362	3661	4136
224-48144- □	36,48 x 144	405	2712	2904	3040	3667	4034	4543
224-48192- □	36,48 x 192*	535	3989	4266	4475	5339	5610	6221
224-48240- □	36,48 x 240*	635	4447	4780	5017	5995	6379	7079
224-6096- □	48,60 x 96	390	2503	2656	2780	3345	3616	4085
224-60120- □	48,60 x 120	445	2774	2955	3096	3712	4040	4560
224-60144- □	48,60 x 144	500	3023	3232	3396	4057	4430	5006
224-60192- □	48,60 x 192*	655	4514	4735	4978	5763	6226	6904
224-60240- □	48,60 x 240*	775	5034	5311	5594	6475	7040	7825



### BOAT SHAPE WITH THICK PANEL BASES (8")

**NOTES:** Tops up to 144" are standard in one piece.  
\* Denotes a two-piece top with three bases.  
Standard with cable pass through in each base.  
Includes (2) 9" high stretcher panels between each

**OPTIONS:** For 6" radius corner group A - D add \$150 list.  
For 6" radius corners group E & F add \$630 list.  
For two-piece tops smaller than 144" add \$226 list.  
For special depth bases up to 16" deep, add \$105 list each.

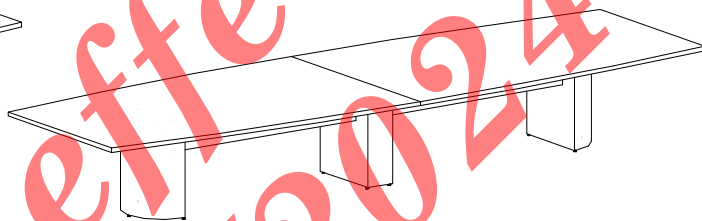
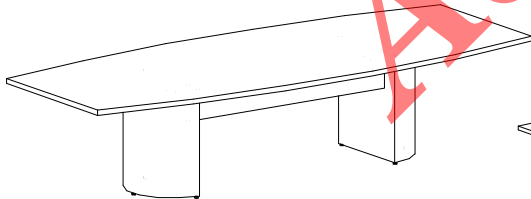




phone: (510) 259-6217  
email: info@actionlaminates.com

## CONFERENCE TABLES

MODEL NUMBER	SIZE	WT.	GROUP A	GROUP B	GROUP C	GROUP D	GROUP E	GROUP F
242-3672-□	30,36 x 72	170	2191	2281	2354	2756	2953	3264
242-3684-□	30,36 x 84	185	2426	2539	2624	3098	3330	3692
242-3696-□	30,36 x 96	200	2426	2539	2624	3098	3330	3692
242-4272-□	30,42 x 72	195	2450	2569	2654	3106	3309	3688
242-4284-□	30,42 x 84	217	2714	2850	2957	3471	3726	4144
242-4296-□	30,42 x 96	235	2714	2850	2957	3471	3726	4144
242-42120-□	30,42 x 120	275	2984	3148	3272	3837	4136	4611
242-42144-□	30,42 x 144	300	3203	3384	3531	4158	4514	5028
242-42192-□	30,42 x 192*	395	4506	4783	4986	5851	6122	6732
242-42240-□	30,42 x 240*	425	5045	5367	5610	6587	6960	7666
242-4884-□	36,48 x 84	240	2714	2850	2957	3471	3726	4144
242-4896-□	36,48 x 96	260	2714	2850	2957	3471	3726	4144
242-48120-□	36,48 x 120	300	2984	3148	3272	3837	4136	4611
242-48144-□	36,48 x 144	340	3203	3384	3531	4158	4514	5028
242-48192-□	36,48 x 192*	470	4506	4783	4986	5851	6122	6732
242-48240-□	36,48 x 240*	550	5045	5367	5610	6587	6960	7666
242-6096-□	48,60 x 96	310	2963	3115	3234	3805	4076	4545
242-60120-□	48,60 x 120	360	3255	3430	3577	4187	4515	5035
242-60144-□	48,60 x 144	410	3514	3723	3881	4542	4921	5492
242-60192-□	48,60 x 192*	565	5026	5246	5489	6274	6738	7416
242-60240-□	48,60 x 240*	665	5627	5904	6186	7062	7633	8412



### BOAT SHAPE WITH HALF CYLINDER BASES

**NOTES:** Tops up to 144" are standard in one piece.

\* Denotes a two-piece top with three bases.

Thick panel base standard in center, for 3-base tables.

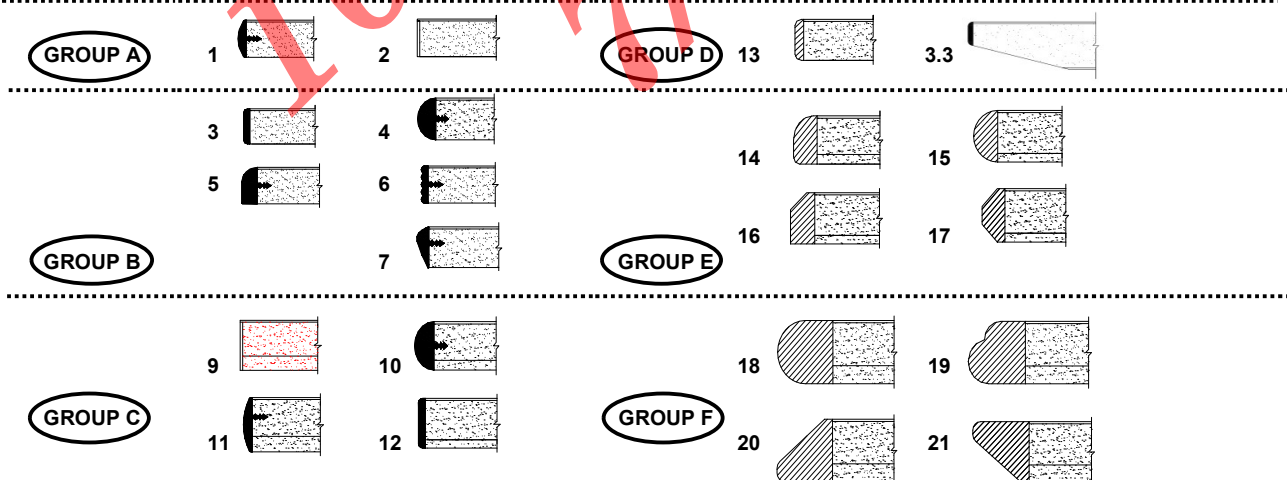
Standard with cable pass through in each base.

Includes (2) 9" high stretcher panels between each pair of bases.

**OPTIONS:** For 6" radius corner group A - D add \$150 list.

For 6" radius corners group E & F add \$630 list.

For two-piece tops smaller than 144" add \$226 list.








phone: (510) 259-6217  
email: info@actionlaminates.com

## CONFERENCE TABLES

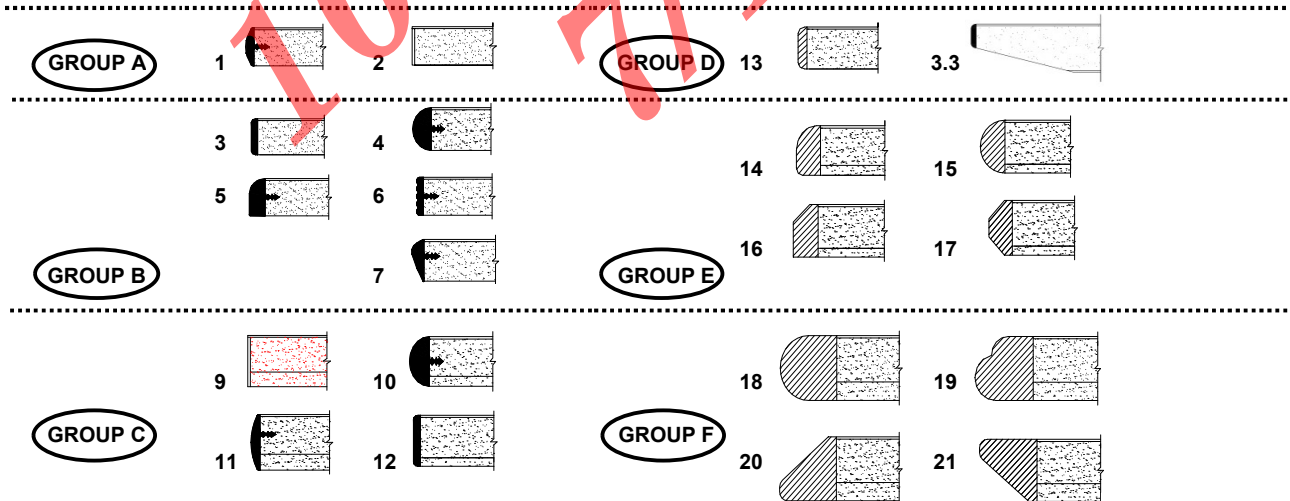
MODEL NUMBER	SIZE	WT.	GROUP A	GROUP B	GROUP C	GROUP D	GROUP E	GROUP F
248-3672- □	30,36 x 72	170	2091	2181	2254	2656	2853	3164
248-3684- □	30,36 x 84	185	2226	2339	2424	2898	3130	3492
248-3696- □	30,36 x 96	200	2226	2339	2424	2898	3130	3492
248-4272- □	30,42 x 72	195	2350	2469	2554	3006	3209	3588
248-4284- □	30,42 x 84	217	2514	2650	2757	3271	3526	3944
248-4296- □	30,42 x 96	235	2514	2650	2757	3271	3526	3944
248-42120- □	30,42 x 120	275	2684	2848	2972	3537	3836	4311
248-42144- □	30,42 x 144	300	2853	3034	3181	3808	4164	4678
248-42192- □	30,42 x 192*	395	4215	4492	4695	5560	5836	6447
248-42240- □	30,42 x 240*	425	4554	4876	5119	6096	6475	7181
248-4884- □	36,48 x 84	240	2514	2650	2757	3271	3526	3944
248-4896- □	36,48 x 96	260	2514	2650	2757	3271	3526	3944
248-48120- □	36,48 x 120	300	2684	2848	2972	3537	3836	4311
248-48144- □	36,48 x 144	340	2853	3034	3181	3808	4164	4678
248-48192- □	36,48 x 192*	430	4215	4492	4695	5560	5836	6447
248-48240- □	36,48 x 240*	470	4554	4876	5119	6096	6475	7181
248-6096- □	48,60 x 96	310	2763	2915	3034	3605	3876	4345
248-60120- □	48,60 x 120	360	2955	3130	3277	3887	4215	4735
248-60144- □	48,60 x 144	410	3164	3373	3531	4192	4571	5142
248-60192- □	48,60 x 192*	515	4740	4955	5198	5983	6452	7130
248-60240- □	48,60 x 240*	565	5142	5413	5695	6571	7147	7927



### BOAT SHAPE WITH FULL CYLINDER BASES

**NOTES:** Tops up to 144" are standard in one piece.  
\* Denotes a two-piece table with three bases.  
Standard with cable pass through in each base.

**OPTIONS:** For 6" radius corner group A - D add \$150 list.  
For 6" radius corners group E & F add \$630 list.  
For two-piece tops smaller than 144" add \$226 list.



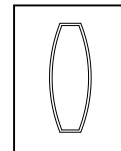
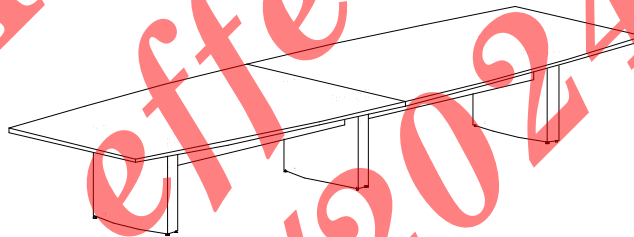
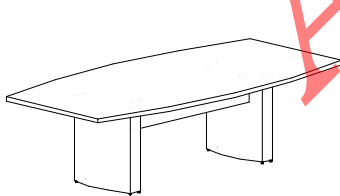




phone: (510) 259-6217  
email: info@actionlaminates.com

## CONFERENCE TABLES

MODEL NUMBER	SIZE	WT.	GROUP A	GROUP B	GROUP C	GROUP D	GROUP E	GROUP F
260-3672- □	30,36 x 72	170	2091	2181	2254	2656	2853	3164
260-3684- □	30,36 x 84	185	2226	2339	2424	2898	3130	3492
260-3696- □	30,36 x 96	200	2226	2339	2424	2898	3130	3492
260-4272- □	30,42 x 72	195	2350	2469	2554	3006	3209	3588
260-4284- □	30,42 x 84	217	2514	2650	2757	3271	3526	3944
260-4296- □	30,42 x 96	235	2514	2650	2757	3271	3526	3944
260-42120- □	30,42 x 120	275	2684	2848	2972	3537	3836	4311
260-42144- □	30,42 x 144	300	2853	3034	3181	3808	4164	4678
260-42192- □	30,42 x 192*	395	4215	4492	4695	5560	5836	6447
260-42240- □	30,42 x 240*	425	4554	4876	5119	6096	6475	7181
260-4884- □	36,48 x 84	240	2514	2650	2757	3271	3526	3944
260-4896- □	36,48 x 96	260	2514	2650	2757	3271	3526	3944
260-48120- □	36,48 x 120	300	2684	2848	2972	3537	3836	4311
260-48144- □	36,48 x 144	340	2853	3034	3181	3808	4164	4678
260-48192- □	36,48 x 192*	470	4215	4492	4695	5560	5836	6447
260-48240- □	36,48 x 240*	550	4554	4876	5119	6096	6475	7181
260-6096- □	48,60 x 96	310	2763	2915	3034	3605	3876	4345
260-60120- □	48,60 x 120	360	2955	3130	3277	3887	4215	4735
260-60144- □	48,60 x 144	410	3164	3373	3531	4192	4571	5142
260-60192- □	48,60 x 192*	565	4740	4955	5198	5983	6452	7130
260-60240- □	48,60 x 240*	665	5142	5413	5695	6571	7147	7927

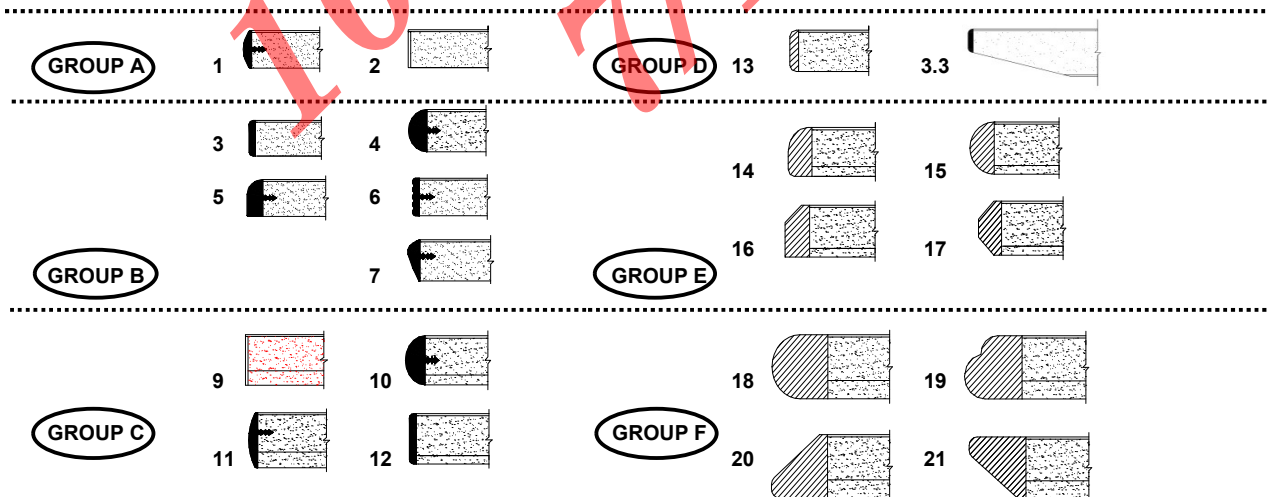


Boat Shaped Base

### BOAT SHAPE WITH BOAT SHAPED BASES

**NOTES:** Tops up to 144" are standard in one piece.  
\* Denotes a two-piece top with three bases.  
Standard with cable pass through in each base.  
Includes (2) 9" high stretcher panels between each

**OPTIONS:** For 6" radius corner group A - D add \$150 list.  
For 6" radius corners group E & F add \$630 list.  
For two-piece tops smaller than 144" add \$226 list.






phone: (510) 259-6217  
email: info@actionlaminates.com

**S** Stocked Bases

**CONFERENCE TABLES**

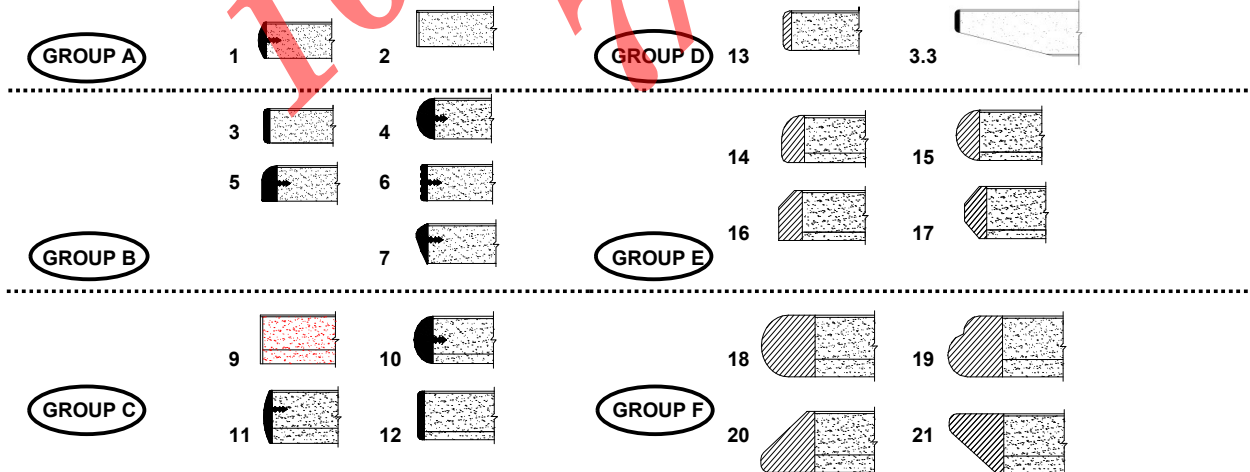
MODEL NUMBER	SIZE	WT.	GROUP A	GROUP B	GROUP C	GROUP D	GROUP E	GROUP F
213-3660-□S	36 x 60	119	1177	1265	1326	1687	1848	2120
213-3672-□S	36 x 72	134	1243	1338	1404	1793	1987	2287
213-3696-□S	36 x 96	164	1371	1487	1565	2026	2264	2609
213-36120-□S	36 x 120*	216	1826	1959	2048	2586	2853	3252
213-36144-□S	36 x 144*	246	1948	2109	2220	2814	3130	3580
213-4260-□S	42 x 60	132	1365	1460	1537	1959	2126	2464
213-4272-□S	42 x 72	149	1437	1554	1632	2076	2276	2642
213-4296-□S	42 x 96	184	1598	1726	1832	2337	2581	2986
213-42120-□S	42 x 120*	241	2120	2276	2403	2947	3241	3702
213-42144-□S	42 x 144*	276	2281	2459	2603	3213	3558	4063
213-4872-□S	48 x 72	166	1460	1576	1654	2098	2298	2664
213-4896-□S	48 x 96	206	1621	1748	1854	2359	2603	3008
213-48120-□S	48 x 120*	269	2153	2309	2436	2980	3275	3735
213-48144-□S	48 x 144*	309	2314	2492	2636	3247	3591	4096
213-48168-□S	48 x 168*	349	2864	3136	3330	4174	4434	5034
213-48192-□S	48 x 192**	412	3230	3502	3696	4540	4801	5400
213-48240-□S	48 x 240***	515	3924	4246	4484	5245	5927	6482
213-6096-□S	60 x 96	246	1737	1887	2004	2559	2819	3275
213-60120-□S	60 x 120*	319	2287	2464	2597	3197	3519	4024
213-60144-□S	60 x 144*	369	2486	2692	2853	3491	3863	4418
213-60168-□S	60 x 168*	419	3186	3397	3630	4401	4851	5506
213-60192-□S	60 x 192**	492	3552	3763	3996	4767	5217	5872
213-60240-□S	60 x 240***	615	4335	4590	4862	5733	6299	7037


























**DURA SERIES TT BASE, CONVEX SHAPE**

**NOTES:** Tops up to 144" are standard in one piece.  
\* Denotes three bases.  
\*\* Denotes four bases.  
\*\*\* Denotes five bases.

**OPTIONS:** For 6" radius corner group A - D add \$150 list.  
For 6" radius corners group E & F add \$630 list.  
For two-piece tops smaller than 96" add \$575 list.  
(includes required additional base.)  
For two-piece tops between 120" & 144", add \$226 list.  
For (1) #VWM-2 vertical wire management, add \$40 list.



## CONFERENCE TABLES

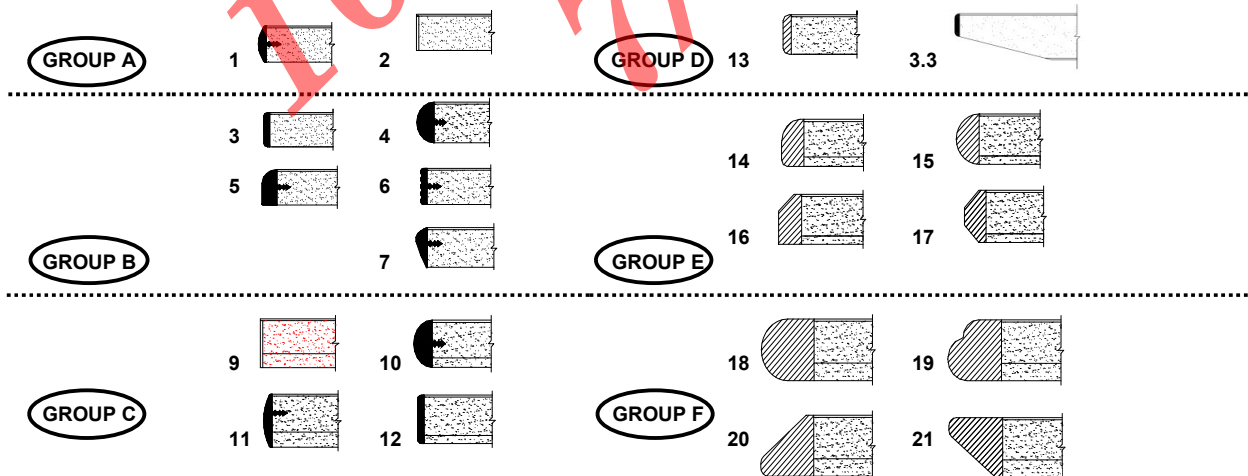
MODEL NUMBER	SIZE	WT.	GROUP A	GROUP B	GROUP C	GROUP D	GROUP E	GROUP F
271-3660- 	36 x 60	97	1049	1140	1203	1573	1739	2018
271-3672- 	36 x 72	112	1117	1214	1283	1682	1881	2189
271-3696- 	36 x 96	142	1248	1368	1448	1921	2166	2519
271-36120- 	36 x 120*	183	1636	1773	1864	2417	2690	3101
271-36144- 	36 x 144*	213	1761	1927	2041	2651	2975	3437
271-4260- 	42 x 60	114	1265	1362	1442	1875	2046	2394
271-4272- 	42 x 72	131	1340	1459	1539	1995	2200	2576
271-4296- 	42 x 96	166	1505	1636	1744	2263	2514	2930
271-42120- 	42 x 120*	214	1972	2132	2263	2822	3124	3597
271-42144- 	42 x 144*	249	2138	2320	2468	3095	3449	3967
271-4872- 	48 x 72	160	1579	1699	1778	2234	2440	2816
271-4896- 	48 x 96	200	1744	1875	1984	2502	2753	3169
271-48120- 	48 x 120*	260	2331	2491	2622	3181	3483	3956
271-48144- 	48 x 144*	300	2497	2679	2827	3454	3808	4326
271-48168- 	48 x 168*	340	3061	3340	3540	4406	4674	5290
271-48192- 	48 x 192**	400	3477	3756	3956	4822	5090	5706
271-48240- 	48 x 240***	500	4229	4560	4805	5586	6287	6857
271-6096- 	60 x 96	242	1910	2063	2183	2753	3021	3488
271-60120- 	60 x 120*	313	2537	2719	2856	3471	3802	4321
271-60144- 	60 x 144*	363	2742	2953	3118	3773	4155	4725
271-60168- 	60 x 168*	413	3460	3677	3916	4708	5170	5843
271-60192- 	60 x 192**	484	3899	4115	4355	5147	5609	6281
271-60240- 	60 x 240***	605	4765	5027	5307	6202	6783	7541



### ALUMA SERIES T & TT BASE, CONVEX SHAPE

**NOTES:** Tables up to 42" D are standard with T base.  
 Tops up to 144" are standard in one piece.  
 \* Denotes three bases.  
 \*\* Denotes four bases.  
 \*\*\* Denotes five bases.

**OPTIONS:** For 6" radius corner group A - D add \$150 list.  
 For 6" radius corners group E & F add \$630 list.  
 For two-piece tops smaller than 96" add \$515 for T-Base and \$650 for TT-base (includes required additional base.)  
 For two-piece tops between 120" & 144", add \$226 list.  
 For (1) #VWM-2 vertical wire management, add \$40 list.





phone: (510) 259-6217  
email: info@actionlaminates.com

## CONFERENCE TABLES

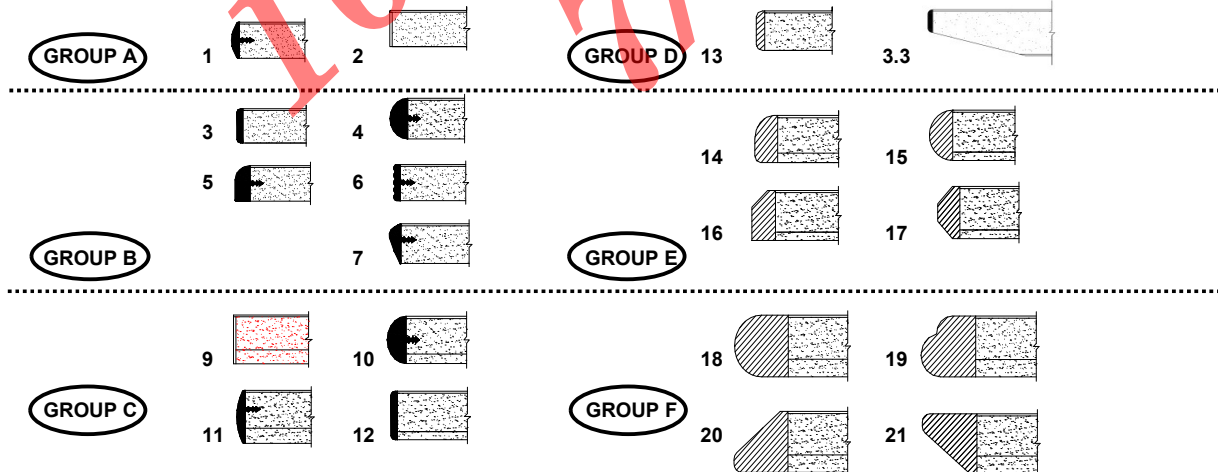
MODEL NUMBER	SIZE	WT.	GROUP A	GROUP B	GROUP C	GROUP D	GROUP E	GROUP F
269-3660-□	36 x 60	97	1117	1208	1271	1642	1807	2086
269-3672-□	36 x 72	112	1186	1283	1351	1750	1949	2257
269-3696-□	36 x 96	142	1317	1436	1516	1989	2234	2588
269-36120-□	36 x 120*	183	1739	1875	1967	2519	2793	3203
269-36144-□	36 x 144*	213	1864	2029	2143	2753	3078	3540
269-4260-□	42 x 60	114	1448	1545	1625	2058	2229	2576
269-4272-□	42 x 72	131	1522	1642	1721	2177	2383	2759
269-4296-□	42 x 96	166	1687	1818	1927	2445	2696	3112
269-42120-□	42 x 120*	214	2246	2405	2537	3095	3397	3870
269-42144-□	42 x 144*	249	2411	2594	2742	3369	3722	4241
269-4872-□	48 x 72	160	1670	1790	1870	2326	2531	2907
269-4896-□	48 x 96	200	1835	1967	2075	2594	2844	3260
269-48120-□	48 x 120*	260	2468	2628	2759	3317	3620	4093
269-48144-□	48 x 144*	300	2633	2816	2964	3591	3944	4463
269-48168-□	48 x 168*	340	3198	3477	3677	4543	4811	5426
269-48192-□	48 x 192**	400	3659	3939	4138	5005	5273	5888
269-48240-□	48 x 240***	500	4457	4788	5033	5814	6515	7085
269-6096-□	60 x 96	242	2001	2155	2274	2844	3112	3580
269-60120-□	60 x 120*	313	2673	2856	2993	3608	3939	4457
269-60144-□	60 x 144*	363	2879	3089	3255	3910	4292	4862
269-60168-□	60 x 168*	413	3597	3813	4053	4845	5307	5979
269-60192-□	60 x 192**	484	4081	4298	4537	5330	5791	6464
269-60240-□	60 x 240***	605	4993	5255	5535	6430	7011	7769



### PROPEL SERIES T & TT BASE, CONVEX SHAPE

**NOTES:** Tables up to 42" D are standard with T base.  
Tops up to 144" are standard in one piece.  
\* Denotes three bases.  
\*\* Denotes four bases.  
\*\*\* Denotes five bases.

**OPTIONS:** For 6" radius corner group A - D add \$150 list.  
For 6" radius corners group E & F add \$630 list.  
For two-piece tops smaller than 96" add \$515 for T-Base and \$690 for TT-base (includes required additional base.)  
For two-piece tops between 120" & 144", add \$226 list.  
For (1) #VWM-2 vertical wire management, add \$40 list.






phone: (510) 259-6217  
email: info@actionlaminates.com

## CONFERENCE TABLES

MODEL NUMBER	SIZE	WT.	GROUP A	GROUP B	GROUP C	GROUP D	GROUP E	GROUP F
272-4260-□	42 x 60	128	1399	1493	1571	1992	2159	2498
272-4272-□	42 x 72	145	1471	1587	1665	2109	2309	2675
272-4296-□	42 x 96	180	1632	1759	1865	2370	2614	3019
272-42120-□	42 x 120*	235	2170	2325	2453	2997	3291	3752
272-42144-□	42 x 144*	270	2331	2509	2653	3263	3608	4113
272-4872-□	48 x 72	160	1471	1587	1665	2109	2309	2675
272-4896-□	48 x 96	200	1632	1759	1865	2370	2614	3019
272-48120-□	48 x 120*	260	2170	2325	2453	2997	3291	3752
272-48144-□	48 x 144*	300	2331	2509	2653	3263	3608	4113
272-48168-□	48 x 168*	340	2880	3152	3347	4190	4451	5051
272-48192-□	48 x 192**	400	3252	3524	3719	4562	4823	5422
272-48240-□	48 x 240***	500	3952	4274	4512	5273	5955	6510
272-6096-□	60 x 96	240	1748	1898	2015	2570	2831	3286
272-60120-□	60 x 120*	310	2303	2481	2614	3213	3535	4040
272-60144-□	60 x 144*	360	2503	2708	2869	3508	3879	4434
272-60168-□	60 x 168*	410	3202	3413	3646	4418	4867	5522
272-60192-□	60 x 192**	480	3574	3785	4018	4790	5239	5894
272-60240-□	60 x 240***	600	4362	4618	4890	5761	6327	7065



### ANGLED SERIES, CONVEX SHAPE

**NOTES:** Tops up to 144" are standard in one piece.

\* Denotes three base pairs.

\*\* Denotes four base pairs.

\*\*\* Denotes five base pairs.

Includes 2-3/4" square legs.

**OPTIONS:**

For 6" radius corner group A - D add \$150 list.

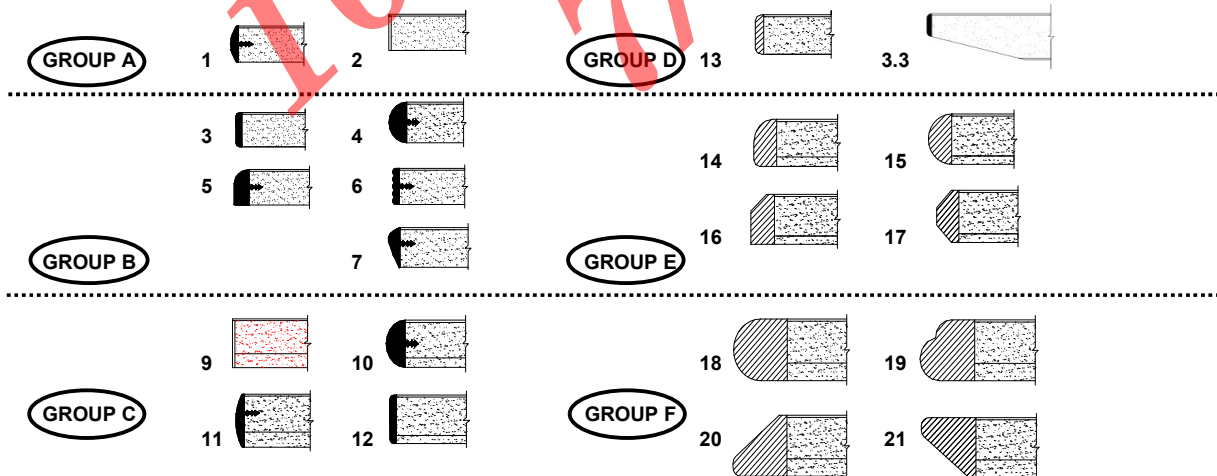
For 6" radius corners group E & F add \$630 list.

For two-piece tops smaller than 96" add \$560 list.

(includes required additional base.)

For two-piece tops between 120" & 144", add \$226 list.

For (1) #VWM-2 vertical wire management, add \$40 list.



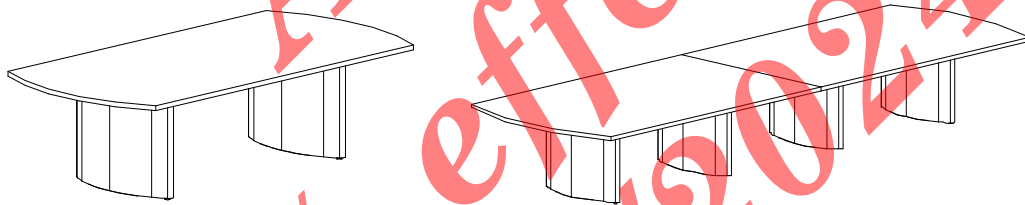




phone: (510) 259-6217  
email: info@actionlaminates.com

## CONFERENCE TABLES

MODEL NUMBER	SIZE	WT.	GROUP A	GROUP B	GROUP C	GROUP D	GROUP E	GROUP F
227-3660-□	36 x 60	147	2409	2498	2559	2919	3080	3352
227-3672-□	36 x 72	162	2475	2570	2636	3025	3219	3519
227-3696-□	36 x 96	192	2603	2720	2797	3258	3497	3841
227-36120-□	36 x 120*	258	3674	3807	3896	4434	4701	5100
227-36144-□	36 x 144*	288	3796	3957	4068	4662	4978	5428
227-4260-□	42 x 60	172	2597	2692	2769	3191	3358	3696
227-4272-□	42 x 72	189	2670	2786	2864	3308	3508	3874
227-4296-□	42 x 96	224	2831	2958	3064	3569	3813	4218
227-42120-□	42 x 120*	301	3968	4124	4251	4795	5089	5550
227-42144-□	42 x 144*	336	4129	4307	4451	5062	5406	5911
227-4872-□	48 x 72	204	2670	2786	2864	3308	3508	3874
227-4896-□	48 x 96	244	2831	2958	3064	3569	3813	4218
227-48120-□	48 x 120*	326	3968	4124	4251	4795	5089	5550
227-48144-□	48 x 144*	366	4129	4307	4451	5062	5406	5911
227-48168-□	48 x 168*	406	4679	4951	5145	5988	6249	6849
227-48192-□	48 x 192**	488	5650	5922	6116	6960	7221	7820
227-48240-□	48 x 240***	610	6949	7271	7509	8270	8952	9507
227-6096-□	60 x 96	284	2947	3097	3213	3768	4029	4484
227-60120-□	60 x 120*	376	4101	4279	4412	5012	5334	5839
227-60144-□	60 x 144*	426	4301	4507	4668	5306	5678	6233
227-60168-□	60 x 168*	476	5001	5211	5445	6216	6666	7320
227-60192-□	60 x 192**	568	5972	6183	6416	7187	7637	8292
227-60240-□	60 x 240***	710	7359	7615	7887	8758	9324	10062



### V-END CURVED PANEL SERIES, CONVEX SHAPE

NOTES: Tops up to 144" are standard in one piece.

\* Denotes three bases.

\*\* Denotes four bases.

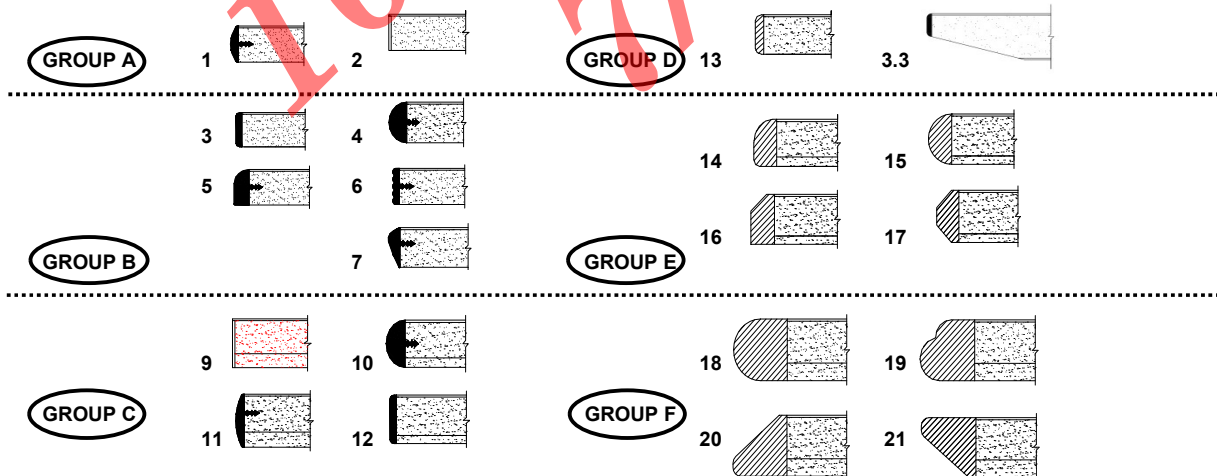
\*\*\* Denotes five bases.

OPTIONS: For 6" radius corner group A - D add \$150 list.

For 6" radius corners group E & F add \$630 list.

For two-piece tops smaller than 96" add \$1160 list.  
(includes required additional base.)

For two-piece tops between 120" & 144", add \$226 list.





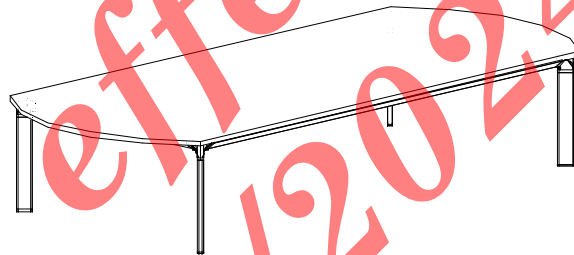


phone: (510) 259-6217  
email: info@actionlaminates.com

**S** Stocked Bases

### CONFERENCE TABLES

MODEL NUMBER	SIZE	WT.	GROUP A	GROUP B	GROUP C	GROUP D	GROUP E	GROUP F
284-3660- <input type="checkbox"/> <b>S</b>	36 x 60	102	1477	1586	1646	1886	2076	2267
284-3672- <input type="checkbox"/> <b>S</b>	36 x 72	119	1586	1706	1766	2044	2251	2463
284-3696- <input type="checkbox"/> <b>S</b>	36 x 96	152	1815	1946	2027	2360	2621	2883
284-36120- <input type="checkbox"/> <b>S</b>	36 x 120	186	2038	2191	2278	2676	2981	3308
284-36144- <input type="checkbox"/> <b>S</b>	36 x 144*	229	2671	2801	2910	3368	3717	4093
284-4260- <input type="checkbox"/> <b>S</b>	42 x 60	116	1619	1706	1782	2044	2262	2469
284-4272- <input type="checkbox"/> <b>S</b>	42 x 72	134	1739	1848	1929	2213	2453	2681
284-4296- <input type="checkbox"/> <b>S</b>	42 x 96	173	1989	2120	2218	2556	2845	3134
284-42120- <input type="checkbox"/> <b>S</b>	42 x 120	211	2251	2403	2523	2921	3248	3739
284-42144- <input type="checkbox"/> <b>S</b>	42 x 144*	260	2889	3047	3188	3635	4017	4398
284-4872- <input type="checkbox"/> <b>S</b>	48 x 72	150	1733	1760	1837	2126	2365	2594
284-4896- <input type="checkbox"/> <b>S</b>	48 x 96	193	1989	2027	2131	2469	2752	3047
284-48120- <input type="checkbox"/> <b>S</b>	48 x 120	236	2251	2316	2436	2829	3156	3646
284-48144- <input type="checkbox"/> <b>S</b>	48 x 144*	291	2905	3085	3226	3668	4055	4436
284-48168- <input type="checkbox"/> <b>S</b>	48 x 168*	334	3543	3810	4006	4682	4970	5445
284-48192- <input type="checkbox"/> <b>S</b>	48 x 192*	378	3641	3908	4104	4780	5069	5543
284-48240- <input type="checkbox"/> <b>S</b>	48 x 240*	465	4158	4469	4703	5297	5870	6436
284-6096- <input type="checkbox"/> <b>S</b>	60 x 96	234	2131	2158	2273	2632	2943	3254
284-60120- <input type="checkbox"/> <b>S</b>	60 x 120	287	2403	2463	2594	3014	3363	3717
284-60144- <input type="checkbox"/> <b>S</b>	60 x 144	341	2698	3357	3510	3962	4360	4769
284-60168- <input type="checkbox"/> <b>S</b>	60 x 168*	406	3908	4137	4360	4927	5428	5930
284-60192- <input type="checkbox"/> <b>S</b>	60 x 192*	460	4006	4235	4458	5025	5526	6028
284-60240- <input type="checkbox"/> <b>S</b>	60 x 240*	567	4605	4878	5145	5815	6300	6992



### CREW SERIES, CONVEX SHAPE

**NOTES:** Tops up to 144" are standard in one piece.  
\* Denotes six legs: Two center legs, four end legs.  
Frame finish white powder coat.

**OPTIONS:** For two-piece tops 144" and smaller, add \$226 list.  
Top overhangs frame 1/2" on all corners.

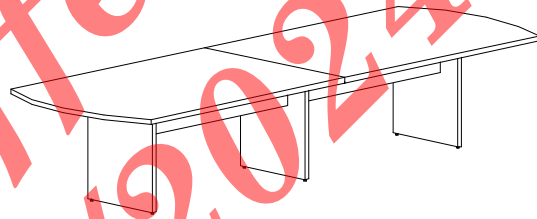
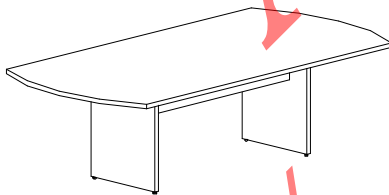
<b>GROUP A</b>	1	2	<b>GROUP D</b>	13	3.3
	3	4		14	15
	5	6		16	17
<b>GROUP B</b>		7	<b>GROUP E</b>		
	9	10		18	19
<b>GROUP C</b>	11	12	<b>GROUP F</b>	20	21



phone: (510) 259-6217  
email: info@actionlaminates.com

## CONFERENCE TABLES

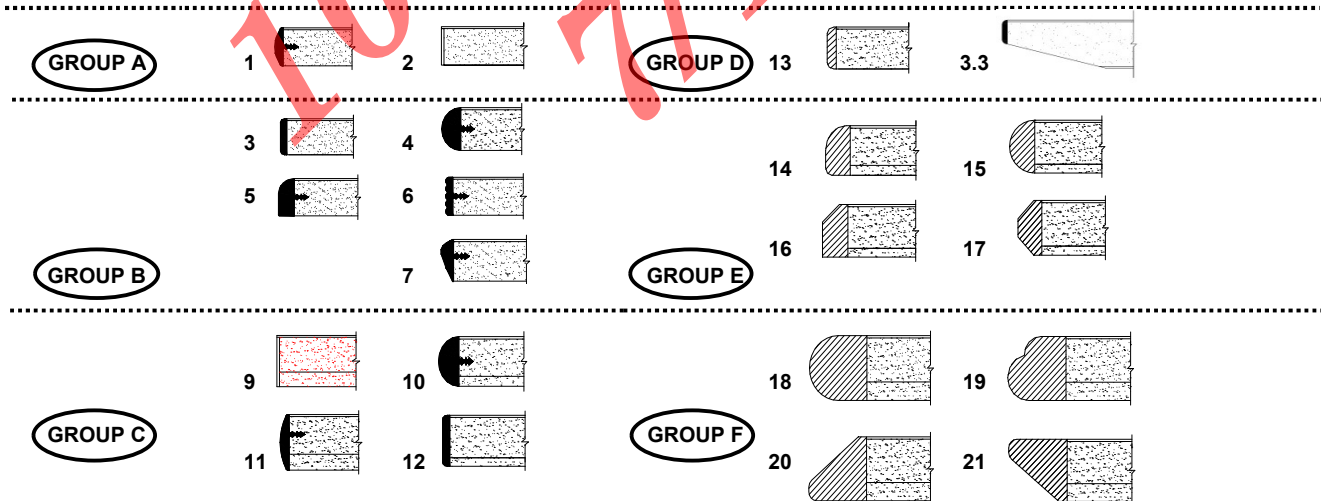
MODEL NUMBER	SIZE	WT.	GROUP A	GROUP B	GROUP C	GROUP D	GROUP E	GROUP F
219-3660- □	36 x 60	140	1057	1147	1203	1576	1740	2023
219-3672- □	36 x 72	160	1158	1260	1328	1723	1921	2232
219-3684- □	36 x 84	180	1379	1492	1576	2051	2283	2650
219-3696- □	36 x 96	200	1379	1492	1576	2051	2283	2650
219-4272- □	42 x 72	180	1384	1497	1582	2040	2243	2616
219-4284- □	42 x 84	203	1627	1763	1876	2384	2644	3057
219-4296- □	42 x 96	225	1627	1763	1876	2384	2644	3057
219-42120- □	42 x 120	270	1881	2045	2170	2735	3034	3514
219-42144- □	42 x 144	315	2136	2317	2458	3085	3447	3961
219-42192- □	42 x 192*	430	2831	3102	3305	4170	4441	5062
219-42240- □	42 x 240*	520	3339	3656	3887	4870	5243	5966
219-4884- □	48 x 84	230	1627	1763	1876	2384	2644	3057
219-4896- □	48 x 96	255	1627	1763	1876	2384	2644	3057
219-48120- □	48 x 120	300	1881	2045	2170	2735	3034	3514
219-48144- □	48 x 144	350	2136	2317	2458	3085	3447	3961
219-48192- □	48 x 192*	475	2831	3102	3305	4170	4441	5062
219-48240- □	48 x 240*	570	3339	3656	3887	4870	5243	5966
219-6096- □	60 x 96	305	1881	2034	2153	2712	2995	3458
219-60120- □	60 x 120	360	2153	2333	2475	3091	3418	3938
219-60144- □	60 x 144	420	2435	2650	2814	3469	3853	4418
219-60192- □	60 x 192*	570	3356	3571	3808	4593	5068	5735
219-60240- □	60 x 240*	685	3910	4187	4469	5351	5927	6695



### CONVEX SHAPE WITH PANEL BASES (1-1/4")

**NOTES:** Tops up to 144" are standard in one piece.  
\* Denotes a two-piece top with three bases.  
Includes (2) 9" high stretcher panels between each

**OPTIONS:** For 6" radius corner group A - D add \$150 list.  
For 6" radius corners group E & F add \$630 list.  
For two-piece tops smaller than 144" add \$226 list.

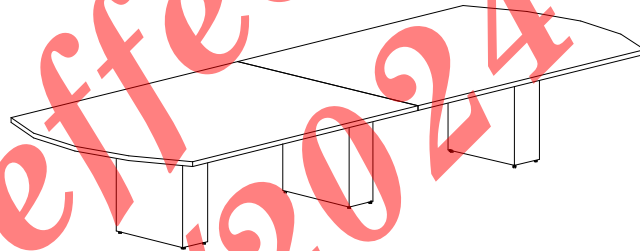
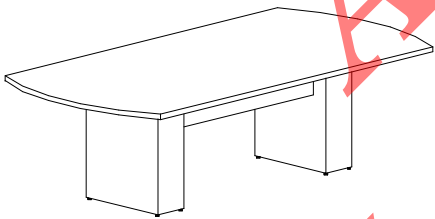




phone: (510) 259-6217  
email: info@actionlaminates.com

## CONFERENCE TABLES

MODEL NUMBER	SIZE	WT.	GROUP A	GROUP B	GROUP C	GROUP D	GROUP E	GROUP F
225-3672-□	36 x 72	220	1701	1797	1865	2260	2458	2769
225-3684-□	36 x 84	240	1915	2034	2107	2588	2825	3181
225-3696-□	36 x 96	260	1915	2034	2107	2588	2825	3181
225-4272-□	42 x 72	245	2011	2130	2209	2667	2870	3243
225-4284-□	42 x 84	272	2254	2390	2497	3011	3266	3684
225-4296-□	42 x 96	290	2254	2390	2497	3011	3266	3684
225-42120-□	42 x 120	330	2509	2667	2797	3362	3661	4136
225-42144-□	42 x 144	370	2712	2904	3040	3667	4034	4543
225-42192-□	42 x 192*	490	3989	4266	4475	5339	5610	6221
225-42240-□	42 x 240*	570	4447	4780	5017	5995	6379	7079
225-4884-□	48 x 84	290	2254	2390	2497	3011	3266	3684
225-4896-□	48 x 96	315	2254	2390	2497	3011	3266	3684
225-48120-□	48 x 120	360	2509	2667	2797	3362	3661	4136
225-48144-□	48 x 144	405	2712	2904	3040	3667	4034	4543
225-48192-□	48 x 192*	535	3989	4266	4475	5339	5610	6221
225-48240-□	48 x 240*	625	4447	4780	5017	5995	6379	7079
225-6096-□	60 x 96	390	2503	2656	2780	3345	3616	4085
225-60120-□	60 x 120	445	2774	2955	3096	3712	4040	4560
225-60144-□	60 x 144	500	3023	3232	3396	4057	4430	5006
225-60192-□	60 x 192*	655	4514	4735	4978	5763	6226	6904
225-60240-□	60 x 240*	765	5034	5311	5594	6475	7040	7825



### CONVEX SHAPE WITH THICK PANEL BASES (8")

NOTES: Tops up to 144" are standard in one piece.

\* Denotes a two-piece top with three bases.

Standard with cable pass through in each base.

Includes (2) 9" high stretcher panels between each pair of bases.

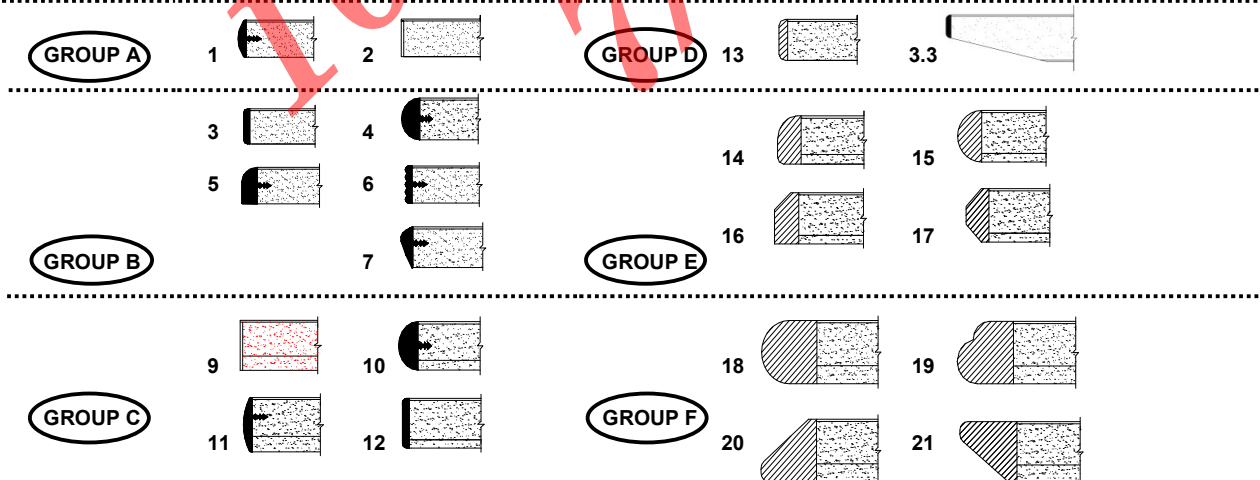
OPTIONS:

For 6" radius corner group A - D add \$150 list.

For 6" radius corners group E & F add \$630 list.

For two-piece tops smaller than 144" add \$226 list.

For special depth bases up to 16" deep, add \$105 list each.

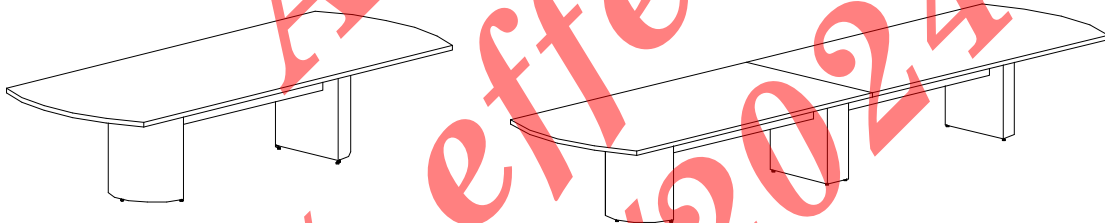




phone: (510) 259-6217  
email: info@actionlaminates.com

## CONFERENCE TABLES

MODEL NUMBER	SIZE	WT.	GROUP A	GROUP B	GROUP C	GROUP D	GROUP E	GROUP F
243-3672- □	36 x 72	170	2191	2281	2354	2756	2953	3264
243-3684- □	36 x 84	185	2426	2539	2624	3098	3330	3692
243-3696- □	36 x 96	200	2426	2539	2624	3098	3330	3692
243-4272- □	42 x 72	195	2450	2569	2654	3106	3309	3688
243-4284- □	42 x 84	217	2714	2850	2957	3471	3726	4144
243-4296- □	42 x 96	235	2714	2850	2957	3471	3726	4144
243-42120- □	42 x 120	275	2984	3148	3272	3837	4136	4611
243-42144- □	42 x 144	300	3203	3384	3531	4158	4514	5028
243-42192- □	42 x 192*	425	4506	4783	4986	5851	6122	6732
243-42240- □	42 x 240*	490	5045	5367	5610	6587	6960	7666
243-4884- □	48 x 84	240	2714	2850	2957	3471	3726	4144
243-4896- □	48 x 96	260	2714	2850	2957	3471	3726	4144
243-48120- □	48 x 120	300	2984	3148	3272	3837	4136	4611
243-48144- □	48 x 144	340	3203	3384	3531	4158	4514	5028
243-48192- □	48 x 192*	470	4506	4783	4986	5851	6122	6732
243-48240- □	48 x 240*	550	5045	5367	5610	6587	6960	7666
243-6096- □	60 x 96	310	2963	3115	3234	3805	4076	4545
243-60120- □	60 x 120	360	3255	3430	3577	4187	4515	5035
243-60144- □	60 x 144	410	3514	3723	3881	4542	4921	5492
243-60192- □	60 x 192*	565	5026	5246	5489	6274	6738	7416
243-60240- □	60 x 240*	665	5627	5904	6186	7062	7633	8412



### CONVEX SHAPE WITH HALF CYLINDER BASES

**NOTES:** Tops up to 144" are standard in one piece.

\* Denotes a two-piece top with three bases.

Thick panel base standard in center, for 3-base tables.

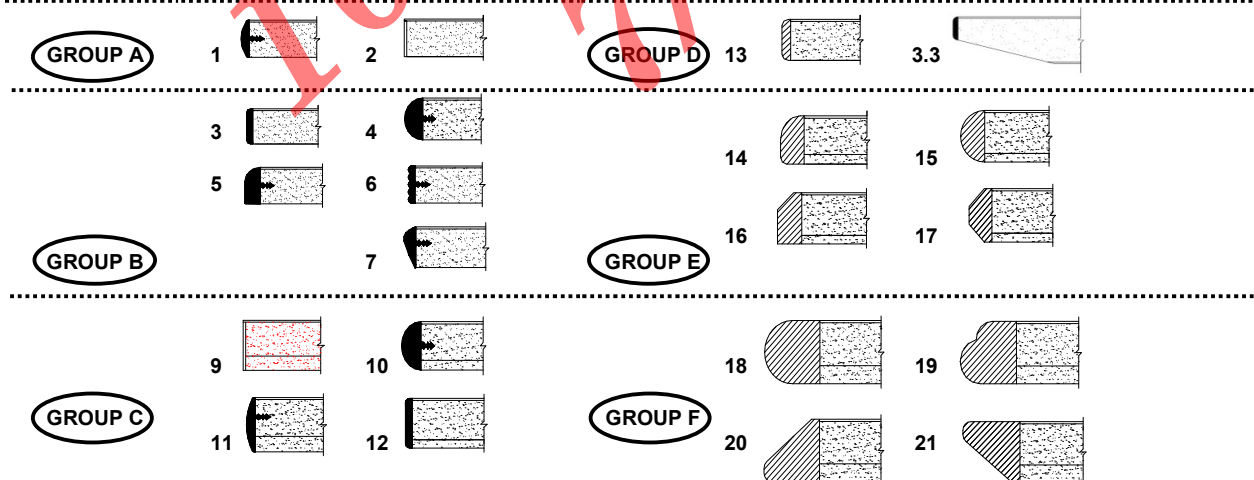
Standard with cable pass through in each base.

Includes (2) 9" highstretcher panels between each pair of bases.

**OPTIONS:** For 6" radius corner group A - D add \$150 list.

For 6" radius corners group E & F add \$630 list.

For two-piece tops smaller than 144" add \$226 list.






phone: (510) 259-6217  
email: info@actionlaminates.com

## CONFERENCE TABLES

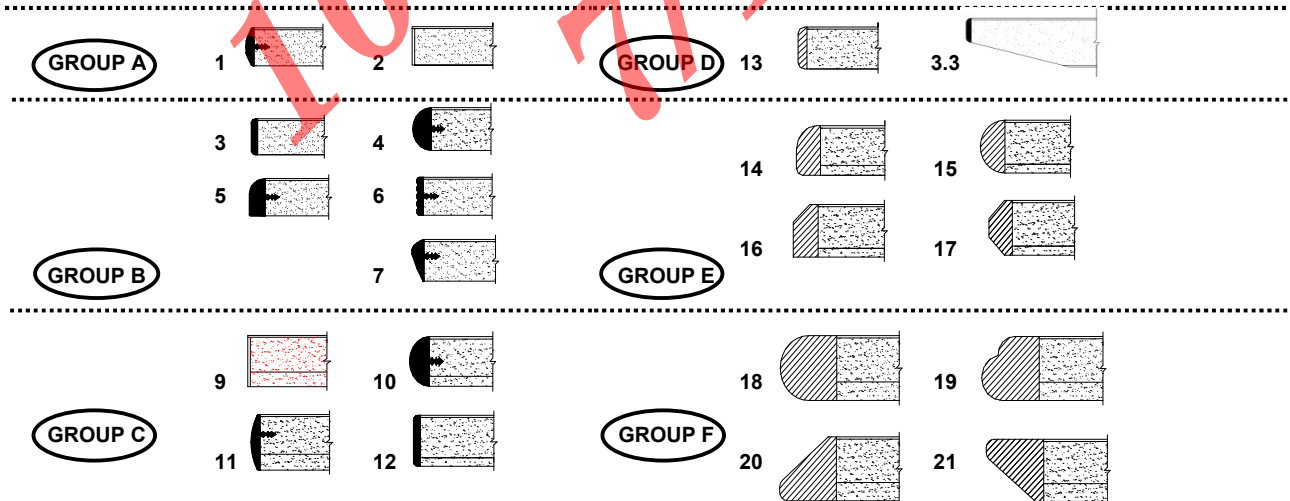
MODEL NUMBER	SIZE	WT.	GROUP A	GROUP B	GROUP C	GROUP D	GROUP E	GROUP F
249-3672- □	36 x 72	170	2091	2181	2254	2656	2853	3164
249-3684- □	36 x 84	185	2226	2339	2424	2898	3130	3492
249-3696- □	36 x 96	200	2226	2339	2424	2898	3130	3492
249-4272- □	42 x 72	195	2350	2469	2554	3006	3209	3588
249-4284- □	42 x 84	217	2514	2650	2757	3271	3526	3944
249-4296- □	42 x 96	235	2514	2650	2757	3271	3526	3944
249-42120- □	42 x 120	275	2684	2848	2972	3537	3836	4311
249-42144- □	42 x 144	300	2853	3034	3181	3808	4164	4678
249-42192- □	42 x 192*	425	4215	4492	4695	5560	5836	6447
249-42240- □	42 x 240*	490	4554	4876	5119	6096	6475	7181
249-4884- □	48 x 84	240	2514	2650	2757	3271	3526	3944
249-4896- □	48 x 96	260	2514	2650	2757	3271	3526	3944
249-48120- □	48 x 120	300	2684	2848	2972	3537	3836	4311
249-48144- □	48 x 144	340	2853	3034	3181	3808	4164	4678
249-48192- □	48 x 192*	470	4215	4492	4695	5560	5836	6447
249-48240- □	48 x 240*	550	4554	4876	5119	6096	6475	7181
249-6096- □	60 x 96	310	2763	2915	3034	3605	3876	4345
249-60120- □	60 x 120	360	2955	3130	3277	3887	4215	4735
249-60144- □	60 x 144	410	3164	3373	3531	4192	4571	5142
249-60192- □	60 x 192*	565	4740	4955	5198	5983	6452	7130
249-60240- □	60 x 240*	665	5142	5413	5695	6571	7147	7927



### CONVEX SHAPE WITH FULL CYLINDER BASES

**NOTES:** Tops up to 144" are standard in one piece.  
\* Denotes a two-piece top with three bases.  
Standard with cable pass through in each base.

**OPTIONS:** For 6" radius corner group A - D add \$150 list.  
For 6" radius corners group E & F add \$630 list.  
For two-piece tops smaller than 144" add \$226 list.



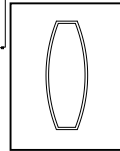
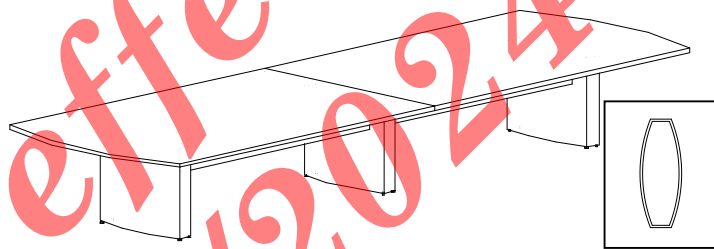
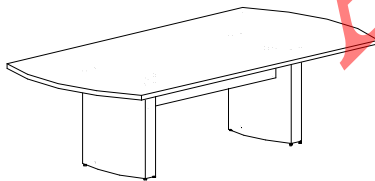




phone: (510) 259-6217  
email: info@actionlaminates.com

## CONFERENCE TABLES

MODEL NUMBER	SIZE	WT.	GROUP A	GROUP B	GROUP C	GROUP D	GROUP E	GROUP F
261-3672- □	36 x 72	170	2091	2181	2254	2656	2853	3164
261-3684- □	36 x 84	185	2226	2339	2424	2898	3130	3492
261-3696- □	36 x 96	200	2226	2339	2424	2898	3130	3492
261-4272- □	42 x 72	195	2350	2469	2554	3006	3209	3588
261-4284- □	42 x 84	217	2514	2650	2757	3271	3526	3944
261-4296- □	42 x 96	235	2514	2650	2757	3271	3526	3944
261-42120- □	42 x 120	275	2684	2848	2972	3537	3836	4311
261-42144- □	42 x 144	300	2853	3034	3181	3808	4164	4678
261-42192- □	42 x 192*	425	4215	4492	4695	5560	5836	6447
261-42240- □	42 x 240*	490	4554	4876	5119	6096	6475	7181
261-4884- □	48 x 84	240	2514	2650	2757	3271	3526	3944
261-4896- □	48 x 96	260	2514	2650	2757	3271	3526	3944
261-48120- □	48 x 120	300	2684	2848	2972	3537	3836	4311
261-48144- □	48 x 144	340	2853	3034	3181	3808	4164	4678
261-48192- □	48 x 192*	470	4215	4492	4695	5560	5836	6447
261-48240- □	48 x 240*	550	4554	4876	5119	6096	6475	7181
261-6096- □	60 x 96	310	2763	2915	3034	3605	3876	4345
261-60120- □	60 x 120	360	2955	3130	3277	3887	4215	4735
261-60144- □	60 x 144	410	3164	3373	3531	4192	4571	5142
261-60192- □	60 x 192*	565	4740	4955	5198	5983	6452	7130
261-60240- □	60 x 240*	665	5142	5413	5695	6571	7147	7927

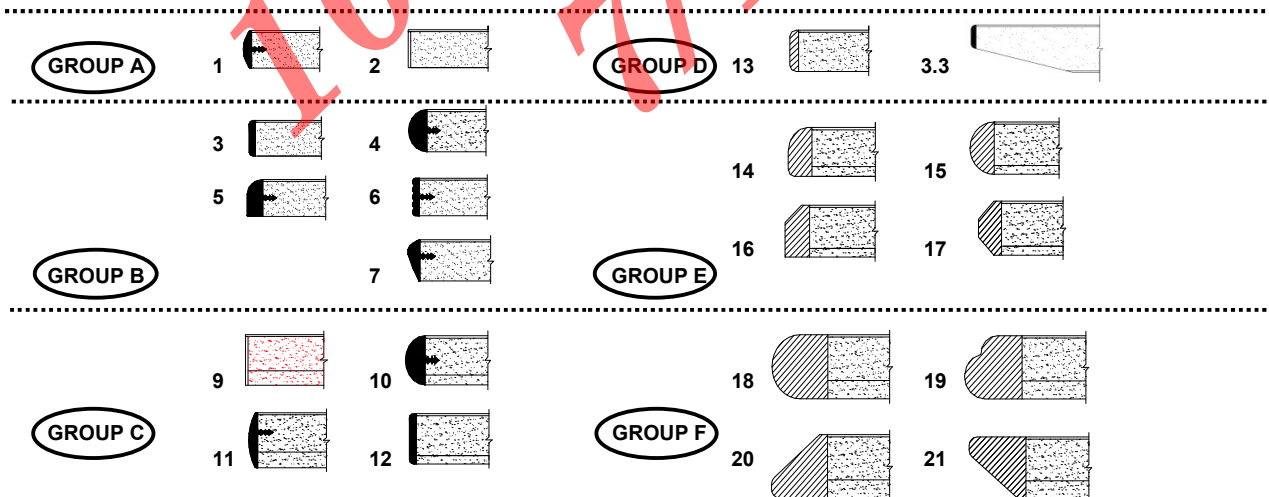


Boat Shaped Base

### CONVEX SHAPE WITH BOAT SHAPED BASES

**NOTES:** Tops up to 144" are standard in one piece.  
\* Denotes a two-piece top with three bases.  
Standard with cable pass through in each base.  
Includes (2) 9" high stretcher panels between each

**OPTIONS:** For 6" radius corner group A - D add \$150 list.  
For 6" radius corners group E & F add \$630 list.  
For two-piece tops smaller than 144" add \$226 list.





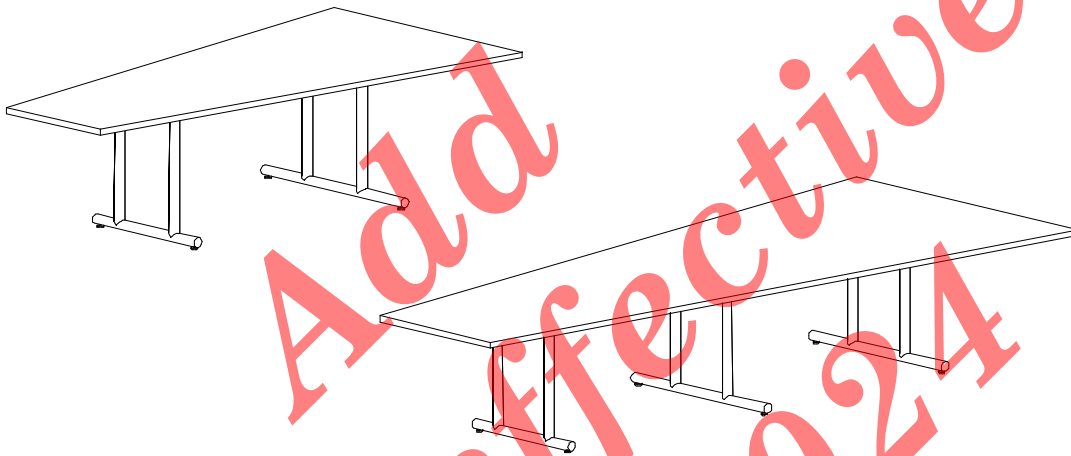


phone: (510) 259-6217  
email: info@actionlaminates.com

**S** Stocked Bases

**CONFERENCE TABLES**

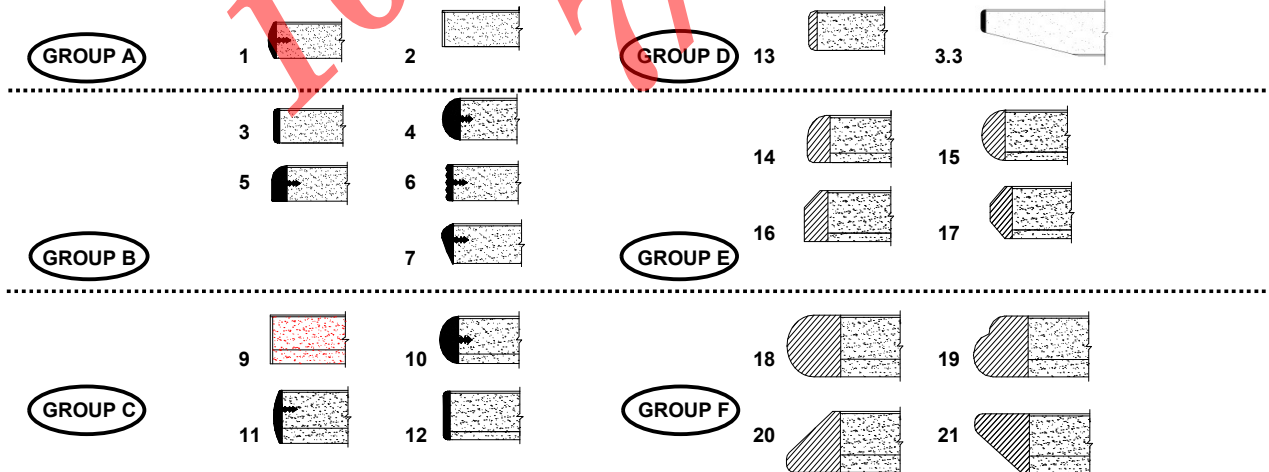
MODEL NUMBER	SIZE	WT.	GROUP A	GROUP B	GROUP C	GROUP D	GROUP E	GROUP F
216-4896-	24,48 x 96	166	1493	1571	1665	2187	2547	2908
216-48120-	24,48 x 120*	219	2048	2137	2253	2858	3275	3685
216-48144-	24,48 x 144*	249	2242	2353	2492	3180	3652	4118
216-6096-	30,60 x 96	196	1693	1782	1898	2453	2842	3213
216-60120-	30,60 x 120*	257	2331	2453	2575	3202	3652	4079
216-60144-	30,60 x 144*	294	2575	2725	2886	3574	4124	4562



**DURA SERIES TT BASE, TELECONFERENCE**

**NOTES:** Tops up to 144" are standard in one piece.  
\* Denotes three bases.

**OPTIONS:** For 6" radius corner group A - D add \$150 list.  
For 6" radius corners group E & F add \$630 list.  
For two-piece tops smaller than 96" add \$575 list.  
(includes required additional base.)  
For two-piece tops between 120" & 144", add \$226 list.  
For (1) #VWM-2 vertical wire management, add \$40 list.



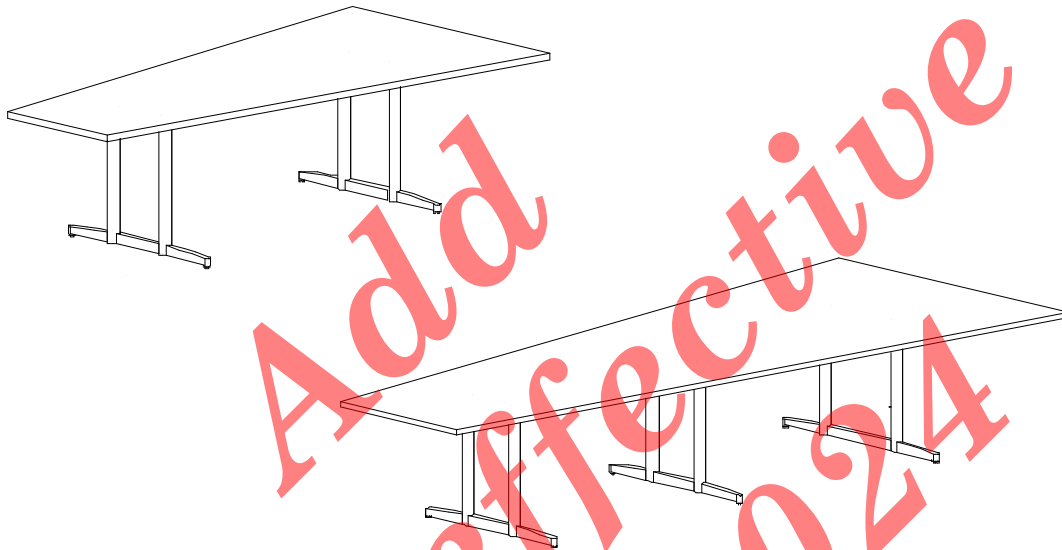


phone: (510) 259-6217  
email: info@actionlaminates.com

**S** Stocked Bases

**CONFERENCE TABLES**

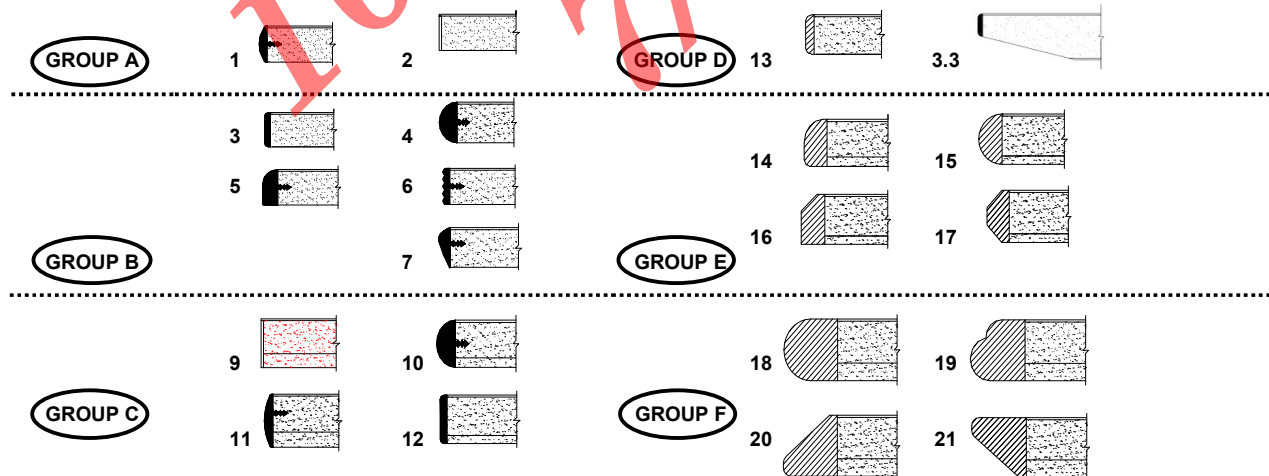
MODEL NUMBER	SIZE	WT.	GROUP A	GROUP B	GROUP C	GROUP D	GROUP E	GROUP F
274-4896-	24,48 x 96	160	1659	1739	1835	2371	2742	3112
274-48120-	24,48 x 120*	210	2280	2371	2491	3112	3540	3962
274-48144-	24,48 x 144*	240	2468	2582	2725	3431	3916	4395
274-6096-	30,60 x 96	192	1887	1978	2098	2668	3067	3449
274-60120-	30,60 x 120*	251	2571	2696	2822	3466	3927	4366
274-60144-	30,60 x 144*	288	2822	2975	3141	3848	4412	4862



**ALUMA SERIES TT BASE, TELECONFERENCE**

**NOTES:** Tops up to 144" are standard in one piece.  
\* Denotes three bases.

**OPTIONS:** For 6" radius corner group A - D add \$150 list.  
For 6" radius corners group E & F add \$630 list.  
For two-piece tops smaller than 96" add \$515 for T-Base and \$650 for TT-base (includes required additional base.)  
For two-piece tops between 120" & 144", add \$226 list.  
For (1) #VWM-2 vertical wire management, add \$40 list.

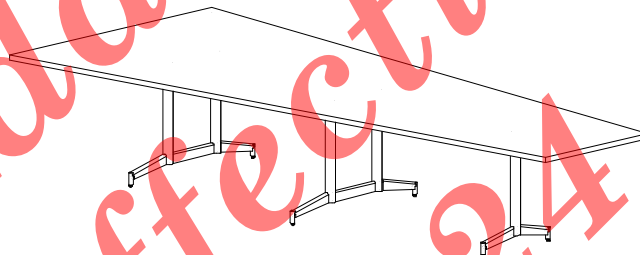
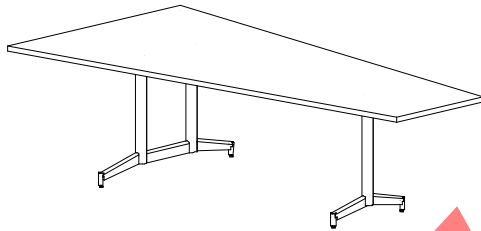




phone: (510) 259-6217  
email: info@actionlaminates.com

## CONFERENCE TABLES

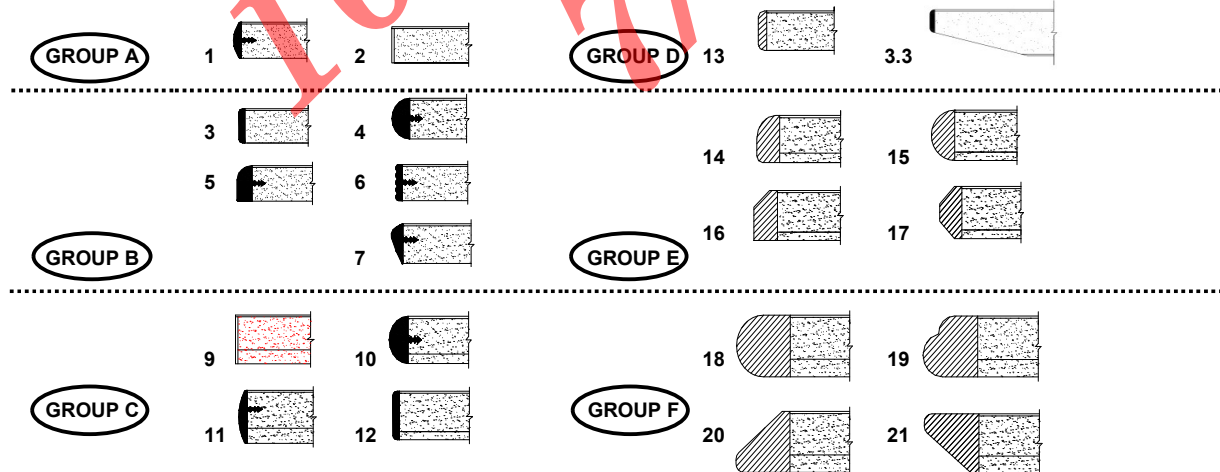
MODEL NUMBER	SIZE	WT.	GROUP A	GROUP B	GROUP C	GROUP D	GROUP E	GROUP F
273-4896-☐	24,48 x 96	160	1710	1790	1887	2423	2793	3164
273-48120-☐	24,48 x 120*	210	2394	2485	2605	3226	3654	4076
273-48144-☐	24,48 x 144*	240	2582	2696	2839	3545	4030	4509
273-6096-☐	30,60 x 96	192	1938	2029	2149	2719	3118	3500
273-60120-☐	30,60 x 120*	251	2685	2810	2936	3580	4041	4480
273-60144-☐	30,60 x 144*	288	2913	3067	3232	3939	4503	4953



### PROPEL SERIES T/TT BASE, TELECONFERENCE

**NOTES:** Tops up to 144" are standard in one piece.  
\* Denotes three bases.

**OPTIONS:** For 6" radius corner group A - D add \$150 list.  
For 6" radius corners group E & F add \$630 list.  
For two-piece tops smaller than 96" add \$515 for T-Base and \$690 for TT-base (includes required additional base.)  
For two-piece tops between 120" & 144", add \$226 list.  
For (1) #VWM-2 vertical wire management, add \$40 list.

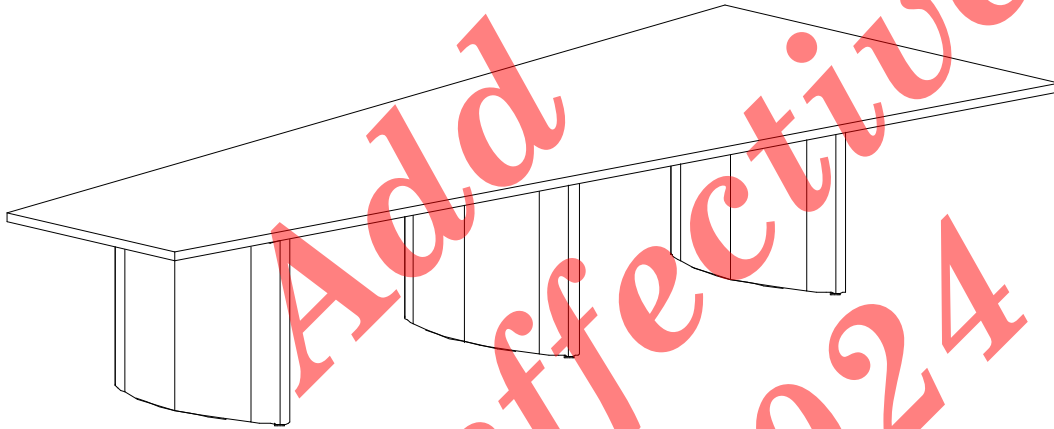




phone: (510) 259-6217  
email: info@actionlaminates.com

## CONFERENCE TABLES

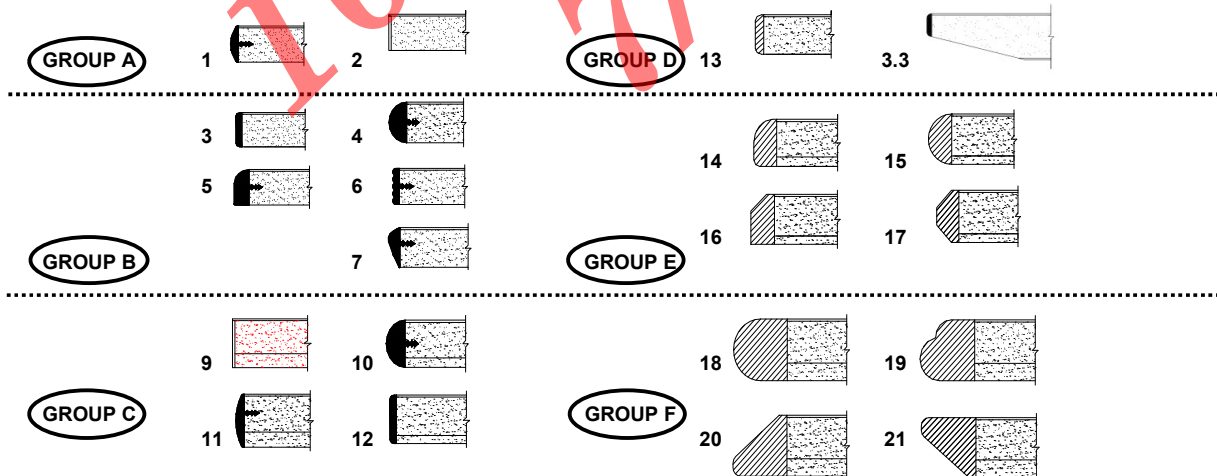
MODEL NUMBER	SIZE	WT.	GROUP A	GROUP B	GROUP C	GROUP D	GROUP E	GROUP F
230-6096-□	30,60 x 96	234	2758	2847	2964	3519	3907	4279
230-60120-□	30,60 x 120*	314	3891	4013	4135	4762	5211	5639
230-60144-□	30,60 x 144*	351	4135	4285	4446	5134	5683	6122



### V-END CURVED PANEL SERIES, TELECONFERENCE

**NOTES:** Tops up to 144" are standard in one piece.  
\* Denotes three bases.

**OPTIONS:** For 6" radius corner group A - D add \$150 list.  
For 6" radius corners group E & F add \$630 list.  
For two-piece tops smaller than 96" add \$1160 list.  
(includes required additional base.)  
For two-piece tops between 120" & 144", add \$226 list.





phone: (510) 259-6217  
email: info@actionlaminates.com

## CONFERENCE TABLES

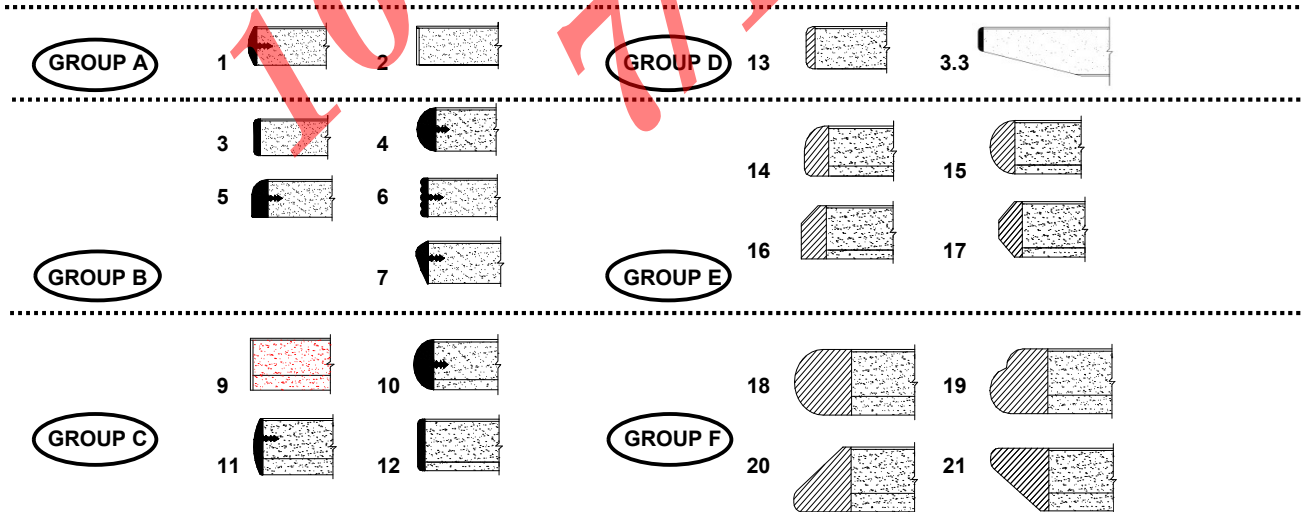
MODEL NUMBER	SIZE	WT.	GROUP A	GROUP B	GROUP C	GROUP D	GROUP E	GROUP F
222-4896-□	24,48 x 96	200	1492	1576	1672	2215	2576	2949
222-48120-□	24,48 x 120	240	1701	1797	1910	2537	2961	3384
222-48144-□	24,48 x 144	280	1893	2006	2141	2853	3345	3819
222-6096-□	30,60 x 96	250	1966	2062	2175	2752	3141	3531
222-60120-□	30,60 x 120	300	2215	2339	2469	3113	3565	4006
222-60144-□	30,60 x 144	350	2469	2610	2785	3492	4057	4509



### TELECONFERENCE WITH PANEL BASES (1-1/4")

**NOTES:** Tops up to 144" are standard in one piece.  
Includes (2) 9" high stretcher panels between the

**OPTIONS:** For 6" radius corner group A - D add \$150 list.  
For 6" radius corners group E & F add \$630 list.  
For two-piece tops add \$226 list.

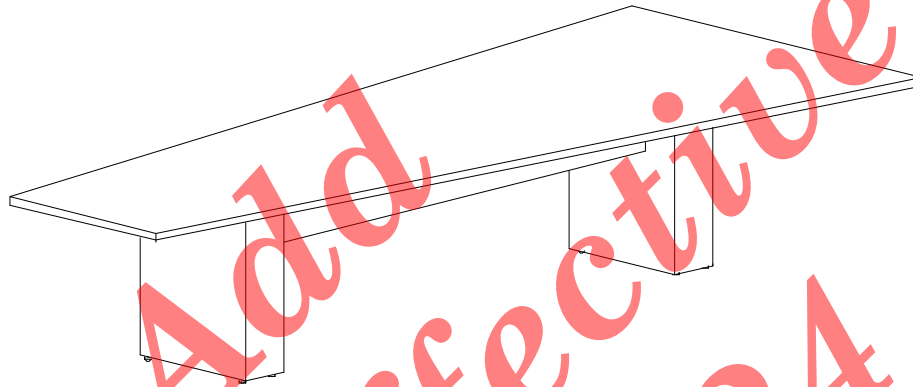




phone: (510) 259-6217  
 email: info@actionlaminates.com

## CONFERENCE TABLES

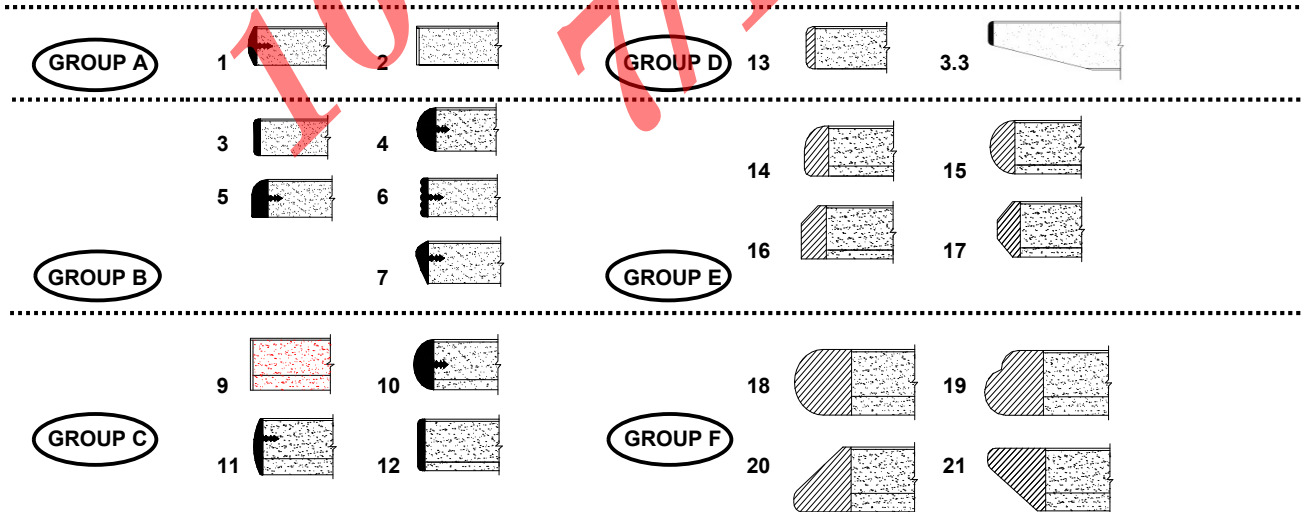
MODEL NUMBER	SIZE	WT.	GROUP A	GROUP B	GROUP C	GROUP D	GROUP E	GROUP F
228-4896-□	24,48 x 96	250	2158	2243	2333	2876	3243	3610
228-48120-□	24,48 x 120	290	2441	2537	2656	3283	3706	4130
228-48144-□	24,48 x 144	330	2678	2791	2927	3639	4125	4605
228-6096-□	30,60 x 96	300	2492	2588	2701	3271	3667	4057
228-60120-□	30,60 x 120	350	2819	2944	3074	3718	4170	4616
228-60144-□	30,60 x 144	400	3113	3260	3435	4141	4701	5158



### TELECONFERENCE WITH THICK PANEL BASES (8")

**NOTES:** Tops up to 144" are standard in one piece.  
 Standard with cable pass through in each base.  
 Includes (2) 9" high stretcher panels between the bases.

**OPTIONS:** For 6" radius corner group A - D add \$150 list.  
 For 6" radius corners group E & F add \$630 list.  
 For two-piece tops add \$226 list.  
 For special depth bases up to 16" deep, add \$105 list each



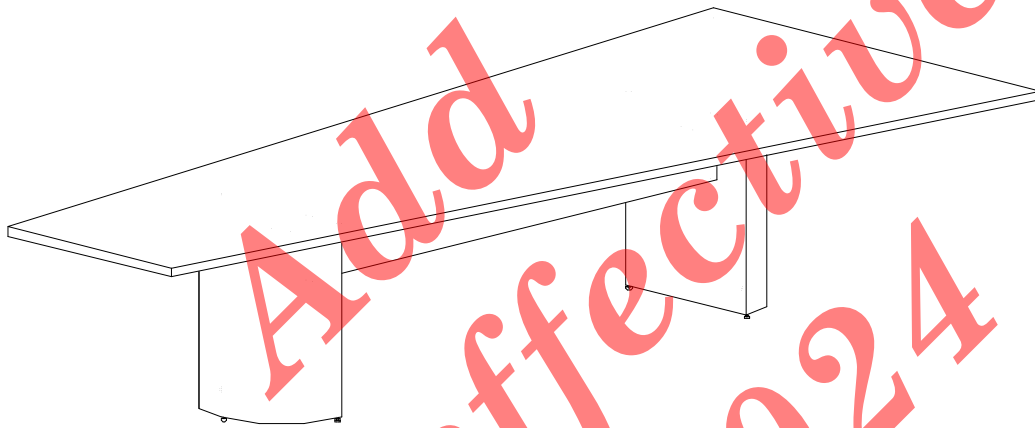




phone: (510) 259-6217  
email: info@actionlaminates.com

## CONFERENCE TABLES

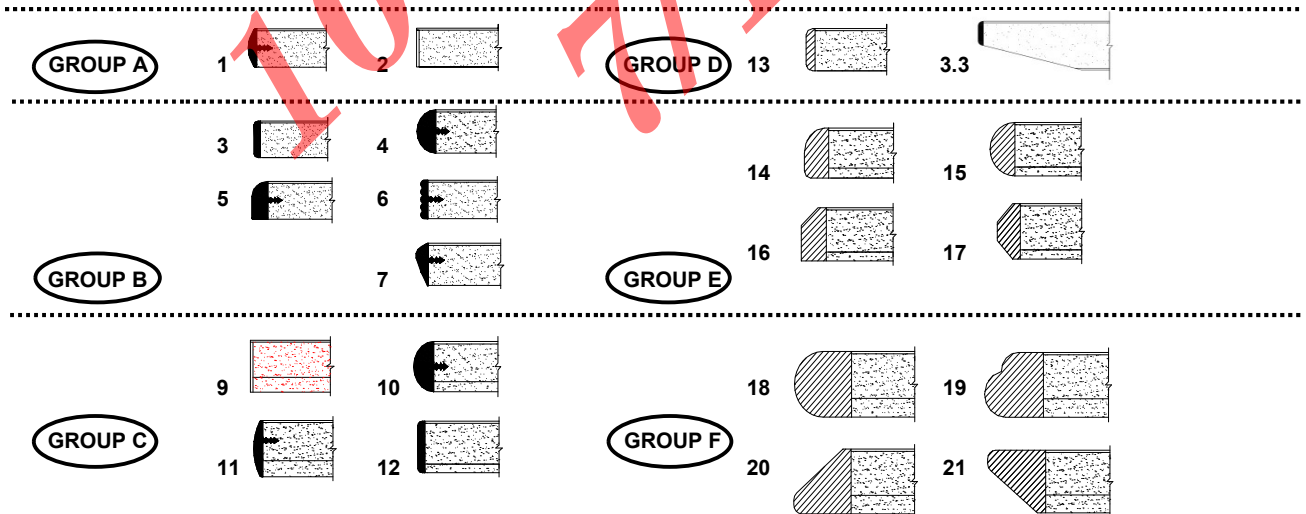
MODEL NUMBER	SIZE	WT.	GROUP A	GROUP B	GROUP C	GROUP D	GROUP E	GROUP F
246-4896-☐	24,48 x 96	220	2618	2697	2793	3330	3703	4070
246-48120-☐	24,48 x 120	250	2922	3012	3136	3758	4182	4605
246-48144-☐	24,48 x 144	280	3164	3277	3412	4124	4610	5090
246-6096-☐	30,60 x 96	260	2952	3048	3161	3731	4132	4511
246-60120-☐	30,60 x 120	300	3295	3419	3549	4193	4651	5097
246-60144-☐	30,60 x 144	335	3599	3746	3915	4621	5186	5644



### TELECONFERENCE WITH HALF CYLINDER BASES

**NOTES:** Tops up to 144" are standard in one piece.  
Standard with cable pass through in each base.  
Includes (2) 9" high stretcher panels between

**OPTIONS:** For 6" radius corner group A - D add \$150 list.  
For 6" radius corners group E & F add \$630 list.  
For two-piece tops add \$226 list.

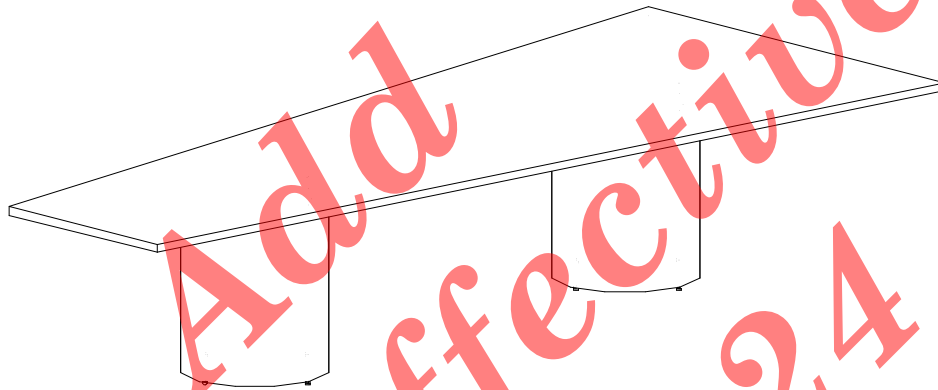




phone: (510) 259-6217  
email: info@actionlaminates.com

## CONFERENCE TABLES

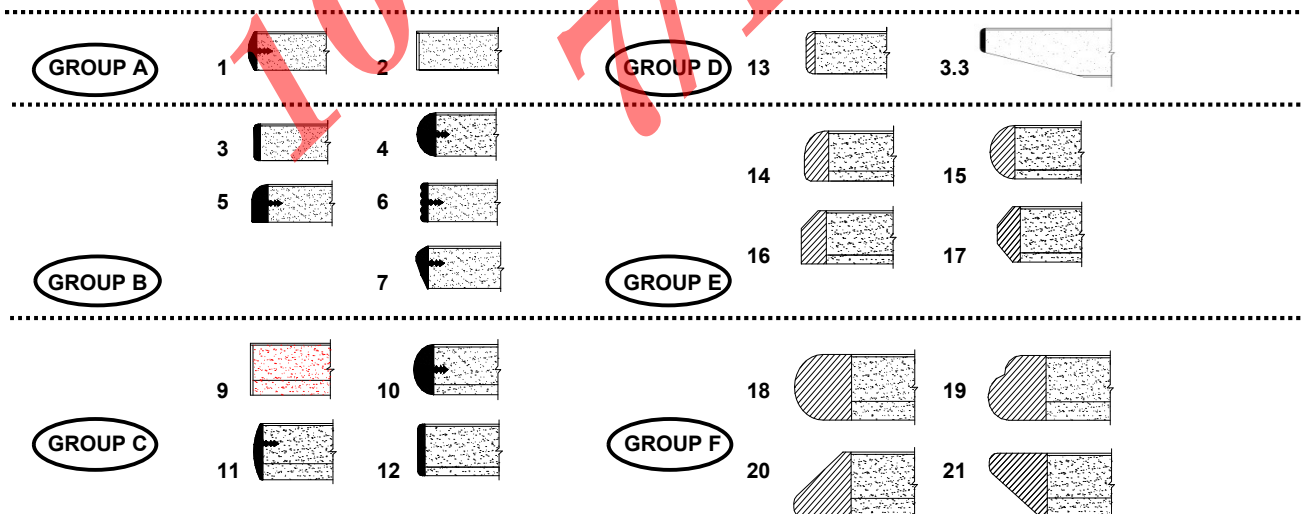
MODEL NUMBER	SIZE	WT.	GROUP A	GROUP B	GROUP C	GROUP D	GROUP E	GROUP F
252-4896-□	24,48 x 96	220	2418	2497	2593	3130	3503	3870
252-48120-□	24,48 x 120	250	2622	2712	2836	3458	3882	4305
252-48144-□	24,48 x 144	280	2814	2927	3062	3774	4260	4740
252-6096-□	30,60 x 96	260	2752	2848	2961	3531	3932	4311
252-60120-□	30,60 x 120	300	2995	3119	3249	3893	4351	4797
252-60144-□	30,60 x 144	335	3249	3396	3565	4271	4836	5294



### TELECONFERENCE WITH FULL CYLINDER BASES

**NOTES:** Tops up to 144" are standard in one piece.  
Standard with cable pass through in each base.

**OPTIONS:** For 6" radius corner group A - D add \$150 list.  
For 6" radius corners group E & F add \$630 list.

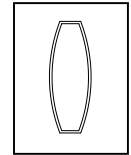
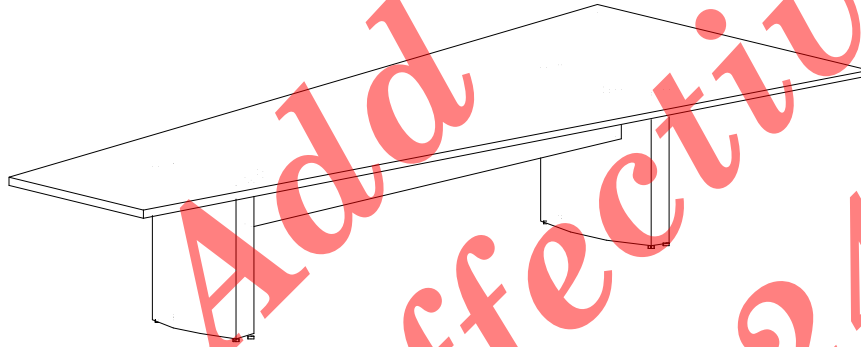




phone: (510) 259-6217  
email: info@actionlaminates.com

## CONFERENCE TABLES

MODEL NUMBER	SIZE	WT.	GROUP A	GROUP B	GROUP C	GROUP D	GROUP E	GROUP F
262-4896-□	24,48 x 96	220	2418	2497	2593	3130	3503	3870
262-48120-□	24,48 x 120	250	2622	2712	2836	3458	3882	4305
262-48144-□	24,48 x 144	280	2814	2927	3062	3774	4260	4740
262-6096-□	30,60 x 96	260	2752	2848	2961	3531	3932	4311
262-60120-□	30,60 x 120	300	2995	3119	3249	3893	4351	4797
262-60144-□	30,60 x 144	335	3249	3396	3565	4271	4836	5294

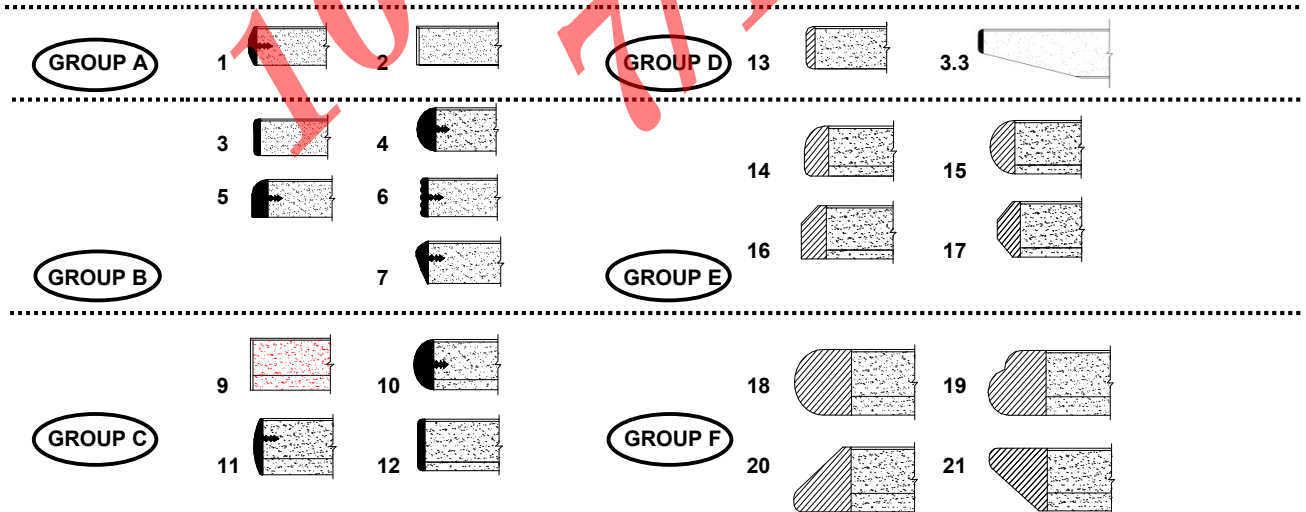


Boat Shaped Base

### TELECONFERENCE WITH BOAT SHAPED BASES

**NOTES:** Tops up to 144" are standard in one piece.  
Standard with cable pass through in each base.  
Includes (2) 9" high stretcher panels between each

**OPTIONS:** For 6" radius corner group A - D add \$150 list.  
For 6" radius corners group E & F add \$630 list.  
For two-piece tops add \$226 list.





phone: (510) 259-6217  
email: info@actionlaminates.com

## CONFERENCE TABLES ACCESSORIES

MODEL NUMBER	DESCRIPTION	LIST	
<b>GROMMETS</b>			
GR-3-BK	Round Grommet, 3" diameter, black plastic. Price for cover and rim, installed at factory.	\$30	
	Cover and rim, to be installed in field by others.	\$14	
GR-3-SC	Round Grommet, 3" diameter, satin chrome plastic. Price for cover and rim, installed at factory.	\$65	
	Cover and rim, to be installed in field by others.	\$50	
GR-4-BK	Round Grommet, 4" diameter, black plastic. Price for cover and rim, installed at factory.	\$45	
	Cover and rim, to be installed in field by others.	\$30	
<b>VERTICAL WIRE MANAGER</b>			
WM-1-☐	Wire manager is designed for easy access and concealment of wires. Front panel opens and shuts for easy installation and changing wires. Attach with adhesive tape that is already installed on the product. 2-5/16" X 15/16" Black or Light Grey finishes.	\$12 per lineal ft.	
<b>HORIZONTAL WIRE MANAGER</b>			
WM-2-☐	Mounts under the surface to manage and conceal wires. May also be installed vertically, includes double-stick tape. 2" x specified length in inches. Black plastic finish	\$12 per lineal ft.	
<b>VERTICAL WIRE MANAGER</b>			
VWM-1-☐	Mounts vertically on metal column leg to manage and conceal wires. Includes double-stick tape. 2" x 22" long Black or Silver plastic finishes.	\$33	
<b>VERTICAL WIRE MANAGER</b>			
VWM-2-☐	Snaps onto 2" diameter metal column leg, T-style base, etc., to manage and conceal wires. Black powder coat finish on aluminum. Other finishes available, please consult factory. 2" x 17" long	\$40	
VWM-3-☐	Same as above, but for 3" diameter metal column leg.	\$56	
<b>VERTICAL VERTEBRA WIRE MANAGER</b>			
VWM-4-☐	Vertebra cable management systems is designed Black plastic from floor to desktop. Length/height is easily Silver plastic or removing individual discs as required, with weighted base and table attachment element. 2-3/16" X 32" Black or Silver plastic finish.	\$105	



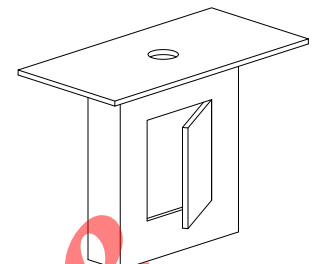
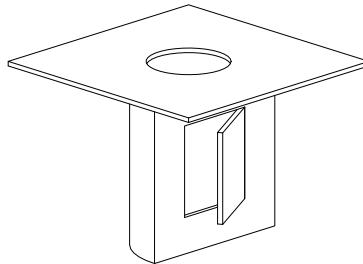
phone: (510) 259-6217  
email: info@actionlaminates.com

# CONFERENCE ACCESSORIES

MODEL NUMBER LIST PRICE PER DOOR

SAD-1

\$367



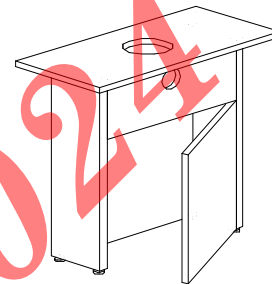
EXAMPLES: Half Cylinder Base. Thick Panel Base.

## STRAIGHT ACCESS DOOR for conference bases.

NOTES: Access door is 8" x 8" and has Velcro closure.  
Base with access door includes cable pass through in the top and bottom of the base.

HAD-1

\$367



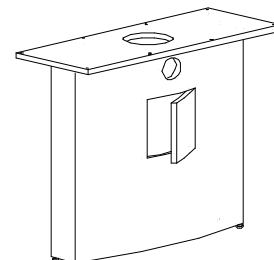
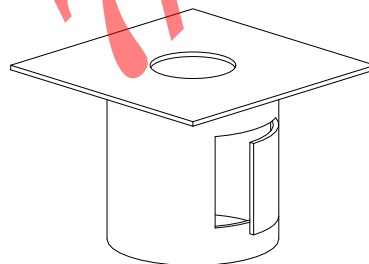
EXAMPLES: Thick Panel Base.

## HINGED ACCESS DOOR for conference bases.

NOTES: Side of base is access door; includes hinges and touch latch closure.  
Base with access door includes cable pass-through in the top and bottom of the base.

CAD-1

\$514



EXAMPLES: Full Cylinder Base. Boat Shaped Base.

## CURVED ACCESS DOOR for conference bases.

NOTES: Access door is 8" x 8" and has Velcro closure.  
Base with access door includes cable pass-through in the top and bottom of the base.



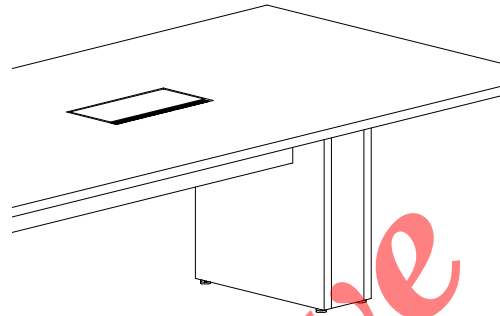
phone: (510) 259-6217  
email: info@actionlaminates.com

## CONFERENCE TABLES ACCESSORIES

MODEL NUMBER    SIZE    LIST PRICE

### SINGLE RECTANGULAR LAMINATE ACCESS DOOR w/ brush


	D x W	
SRLAD-1	8 x 16	\$441
SRLAD-2	8 x 32	\$514



Shown w/ 8"x16" door.

### DOUBLE RECTANGULAR LAMINATE ACCESS DOORS w/ brush

	D x W	
DRLAD-1	12 x 16	\$661
DRLAD-2	12 x 32	\$774

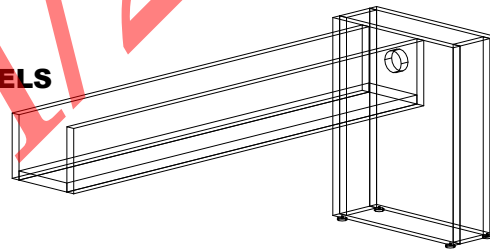


Shown w/ 12"x 16" door.

### DATA POWER TROUGH / BOTTOM

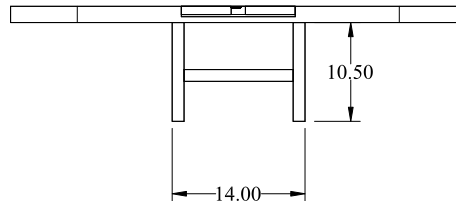
#### APPLICATION: TABLE HAS NO STRETCHER PANELS

	TABLE WIDTH	
DPT-72- <input type="checkbox"/>	72"	\$305
DPT-96- <input type="checkbox"/>	96"	\$503
DPT-120- <input type="checkbox"/>	120"	\$701
DPT-144- <input type="checkbox"/>	144"	\$898



#### APPLICATION: TABLE HAS STRETCHER PANELS

	TABLE WIDTH	
TB-72- <input type="checkbox"/>	72"	\$124
TB-96- <input type="checkbox"/>	96"	\$220
TB-120- <input type="checkbox"/>	120"	\$305
TB-144- <input type="checkbox"/>	144"	\$384



**NOTES:** \* Standard trough includes bottom panel set at bottom of stretchers. Specify depth required.  
For Data Power Modules see pages 15-27.

For WM-2 horizontal wire management see page 98.

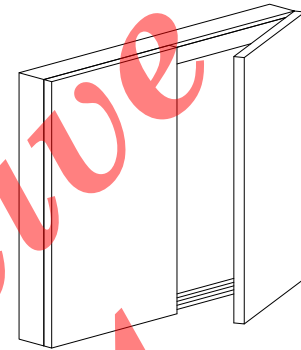





phone: (510) 259-6217  
email: info@actionlaminates.com

## CONFERENCE FURNITURE

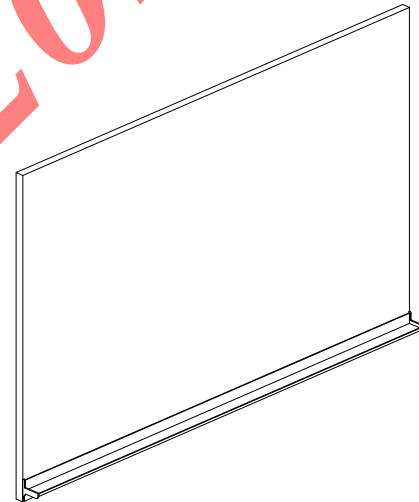
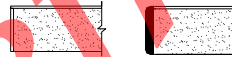
MODEL NUMBER	SIZE	WT.	Self Edge Doors 1-1/2"	Wood trim Doors Banded 3mm x 1-1/2"	Wood trim Doors Radius 3/4" x 1-1/2"	Optional: fabric tack board inside doors.	# of doors
	<b>w x h</b>		(-2)	(-13)	(-14)		
300-2442- <input type="checkbox"/>	24 x 42	70	1408	2212	2462	320	1
300-3648- <input type="checkbox"/>	36 x 48	110	1488	2280	2542	600	2
300-4848- <input type="checkbox"/>	48 x 48	140	1568	2360	2611	650	2
300-6048- <input type="checkbox"/>	60 x 48	175	1744	2548	2799	675	2
300-7248- <input type="checkbox"/>	72 x 48	210	1932	2730	2987	700	2



## VISUAL DISPLAY CABINET

**NOTES:** Standard with white writing surface inside doors.  
Standard depth is 6".  
Standard with valance.  
Standard fabric on optional tack boards.

MODEL NUMBER	SIZE	WT.	Self Edge 7/8"	3mm Edge 7/8"
	<b>h x w</b>		(-2)	(-3)
100-3636- <input type="checkbox"/>	36 x 36	40	239	285
100-3648- <input type="checkbox"/>	36 x 48	50	319	376
100-3660- <input type="checkbox"/>	36 x 60	60	399	467
100-3672- <input type="checkbox"/>	36 x 72	70	467	553
100-3696- <input type="checkbox"/>	36 x 96	90	627	735
100-36120- <input type="checkbox"/>	36 x 120	110	781	918
100-36144- <input type="checkbox"/>	36 x 144	130	941	1100
100-4848- <input type="checkbox"/>	48 x 48	65	388	467
100-4860- <input type="checkbox"/>	48 x 60	80	490	587
100-4872- <input type="checkbox"/>	48 x 72	95	581	695
100-4896- <input type="checkbox"/>	48 x 96	125	775	929
100-48120- <input type="checkbox"/>	48 x 120	155	969	1157
100-48144- <input type="checkbox"/>	48 x 144	185	1163	1391
100-6060- <input type="checkbox"/>	60 x 60	100	844	963
100-6072- <input type="checkbox"/>	60 x 72	120	1009	1151
100-6096- <input type="checkbox"/>	60 x 96	160	1340	1539
100-60120- <input type="checkbox"/>	60 x 120	200	1670	1915
100-60144- <input type="checkbox"/>	60 x 144	240	2006	2297



## MARKER BOARDS with aluminum tray



**NOTES:** Please specify edge -2 or -3.  
Standard with full width aluminum tray.  
Standard with aluminum Z-clip wall mount.



phone: (510) 259-6217  
email: info@actionlaminates.com

## CONFERENCE FURNITURE

MODEL NUMBER	SIZE	WT.	Laminate Picture Frame 3/4" x 2"
	<b>h x w</b>		<b>(-2)</b>
301-3636-2	36 x 36	60	673
301-3648-2	36 x 48	70	821
301-3660-2	36 x 60	80	969
301-3672-2	36 x 72	90	1123
301-3696-2	36 x 96	120	1271
301-4848-2	48 x 48	80	969
301-4860-2	48 x 60	90	1123
301-4872-2	48 x 72	100	1271
301-4896-2	48 x 96	130	1419
301-6060-2	60 x 60	100	1277
301-6072-2	60 x 72	120	1414
301-6096-2	60 x 96	160	1573
301-60120-2	60 x 120	200	1727
301-60144-2	60 x 144	240	1881

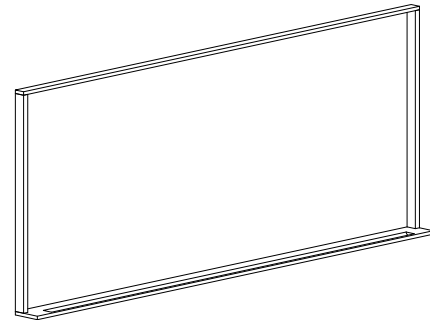



### MARKER BOARDS w/ laminate picture frame

NOTES: Standard with 4" d. laminate tray.

MODEL NUMBER	SIZE	WT.	Wood Picture Frame 3/4" x 2"
	<b>h x w</b>		<b>(-14)</b>
302-3636-14	36 x 36	60	1271
302-3648-14	36 x 48	70	1340
302-3660-14	36 x 60	80	1493
302-3672-14	36 x 72	90	1659
302-3696-14	36 x 96	120	1972
302-4848-14	48 x 48	80	1419
302-4860-14	48 x 60	90	1568
302-4872-14	48 x 72	100	1733
302-4896-14	48 x 96	130	2041
302-6060-14	60 x 60	100	1642
302-6072-14	60 x 72	120	1807
302-6096-14	60 x 96	160	2115
302-60120-14	60 x 120	200	2189
302-60144-14	60 x 144	240	2263

Wood Picture Frame  
3/4" x 2"



### MARKER BOARDS w/ wood picture frame

NOTES: Standard with 4"d. wood tray.



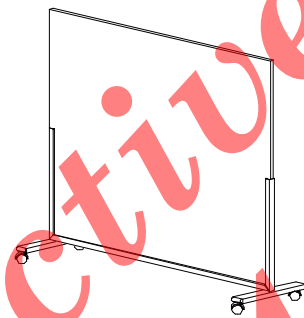
phone: (510) 259-6217

## CONFERENCE FURNITURE

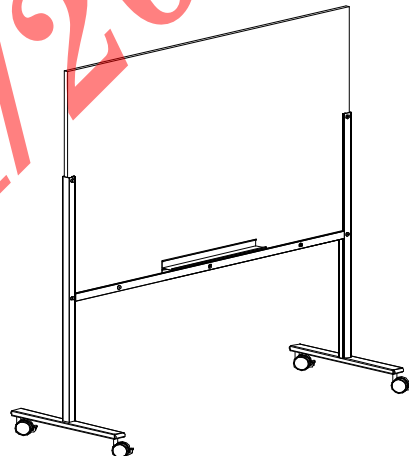


MODEL NUMBER	OVERALL SIZE	PANEL SIZE	WT.	GROUP 1	GROUP 2
	d x w x h	w x h			
102-3664-☐	18 x 37 x 64	36 X 60	105	1296	1488
102-4864-☐	18 x 49 x 64	48 X 60	130	1452	1662
102-6064-☐	18 x 61 x 64	60 X 60	155	1620	1860
102-7264-☐	18 x 73 x 64	72 X 60	180	1794	2058

### MOBILE MARKERBOARDS 64"



103-6078-☐	27 x 60 x 78	60 x 48	150	1860	2148
103-7278-☐	27 x 72 x 78	72 x 48	175	2010	2310
103-8478-☐	27 x 84 x 78	84 x 48	200	2172	2502
103-9678-☐	27 x 96 x 78	96 x 48	250	2484	2856



### MOBILE MARKERBOARDS 78"

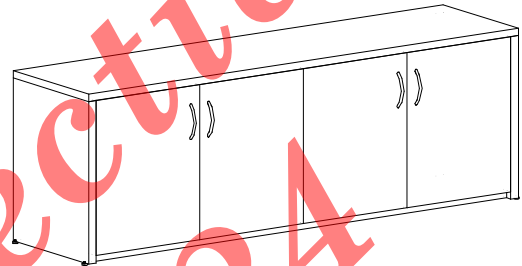
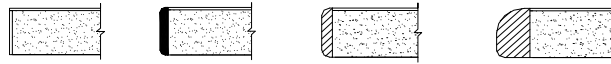
- NOTES:
- Standard with white dry-erase laminate both faces.
  - All mobile marker boards are shipped fully assembled.
  - 102 Series marker boards include casters with 2" dia. braking casters.
  - 103 Series marker boards include casters with 4" dia. braking casters.
  - 103 Series marker boards include (1) 24" wide aluminum tray on each face.
  - Metal frame with powder coat finish.



phone: (510) 259-6217

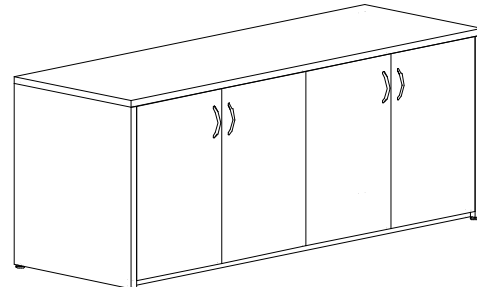
## CONFERENCE FURNITURE

MODEL NUMBER	SIZE	WT.	Self Edge Detail 1-1/4"	PVC Edge 3mm x 1-1/4"	Wood Banded Trim, Top Only 3mm x 1-1/4"	Wood Radius Trim Top, Front Edge Only 3/4" x 1-1/4"	# of Doors
	<b>d x w x h</b>		(-2)	(-3)	(-13)	(-14)	
413-2048- □	20 x 48 x 29	200	1501	1553	1823	1955	2
413-2060- □	20 x 60 x 29	220	1811	1857	2179	2346	4
413-2072- □	20 x 72 x 29	240	2110	2174	2542	2731	4
413-2096- □	20 x 96 x 29	280	2720	2789	3255	3496	6
413-2448- □	24 x 48 x 29	210	1691	1742	2024	2174	2
413-2460- □	24 x 60 x 29	230	2030	2093	2409	2588	4
413-2472- □	24 x 72 x 29	250	2369	2438	2812	3007	4
413-2496- □	24 x 96 x 29	290	3048	3134	3600	3847	6



### LANDMARK SERIES STORAGE CREDENZA (29"h)

	<b>d x w x h</b>		(-2)	(-3)	(-13)	(-14)	
406-2048- □	20 x 48 x 36	250	1650	1708	1967	2105	2
406-2060- □	20 x 60 x 36	270	1990	2047	2363	2524	4
406-2072- □	20 x 72 x 36	290	2317	2386	2749	2938	4
406-2096- □	20 x 96 x 36	330	2996	3065	3525	3772	6
406-2448- □	24 x 48 x 36	260	1857	1921	2191	2340	2
406-2460- □	24 x 60 x 36	280	2231	2300	2616	2795	4
406-2472- □	24 x 72 x 36	300	2605	2685	3048	3243	4
406-2496- □	24 x 96 x 36	340	3352	3444	3904	4152	6



### LANDMARK SERIES STORAGE CREDENZA (36"h)

**NOTES:** Standard with inset doors.  
Standard with black arc pulls. See pull options page 205.  
Standard with one adj shelf per opening.

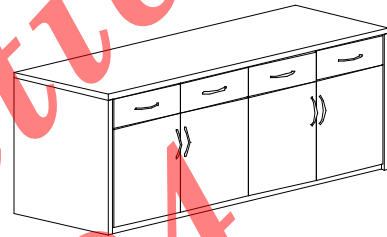
**OPTIONS:** Door locks per pair of doors add \$70 list.



phone: (510) 259-6217

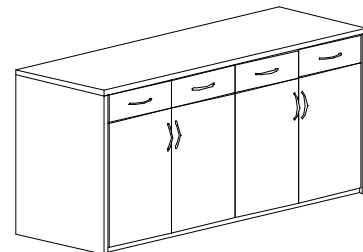
## CONFERENCE FURNITURE

MODEL NUMBER	SIZE	WT.	Self Edge Detail 1-1/4"	PVC Edge 3mm x 1-1/4"	Wood Banded Trim, Top Only 3mm x 1-1/4"	Wood Radius Trim Top, Front Edge Only 3/4" x 1-1/4"	# of Doors
	<b>d x w x h</b>		(-2)	(-3)	(-13)	(-14)	
407-2048- □	20 x 48 x 29	220	1886	1944	2208	2352	2
407-2060- □	20 x 60 x 29	240	2588	2639	2961	3128	4
407-2072- □	20 x 72 x 29	280	2898	2956	3329	3513	4
407-2096- □	20 x 96 x 29	300	3893	3956	4428	4669	6
407-2448- □	24 x 48 x 29	230	2082	2133	2409	2565	2
407-2460- □	24 x 60 x 29	250	2812	2875	3191	3370	4
407-2472- □	24 x 72 x 29	270	3151	3226	3594	3789	4
407-2496- □	24 x 96 x 29	310	4221	4307	4773	5020	6



### LANDMARK SERIES BUFFET CRENZENZA (29"h)

	<b>d x w x h</b>		(-2)	(-3)	(-13)	(-14)	
408-2048- □	20 x 48 x 36	270	2041	2099	2363	2496	2
408-2060- □	20 x 60 x 36	290	2777	2829	3145	3306	4
408-2072- □	20 x 72 x 36	310	3105	3168	3536	3720	4
408-2096- □	20 x 96 x 36	350	4163	4238	4698	4939	6
408-2448- □	24 x 48 x 36	280	2254	2306	2582	2731	2
408-2460- □	24 x 60 x 36	300	3013	3082	3398	3577	4
408-2472- □	24 x 72 x 36	320	3387	3462	3830	4025	4
408-2496- □	24 x 96 x 36	360	4531	4617	5083	5330	6



### LANDMARK SERIES BUFFET CRENZENZA (36"h)

**NOTES:** Standard with inset doors.  
Standard with black arc pulls. See pull options page 205.  
Standard with one adj shelf per opening.

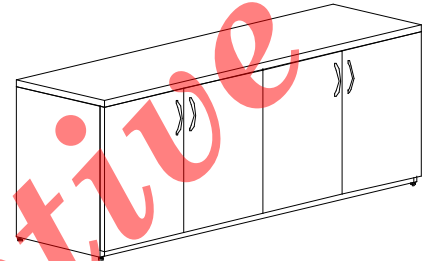
**OPTIONS:** Door locks per pair of doors add \$70 list.  
Drawer lock add \$50 list per drawer.



phone: (510) 259-6217

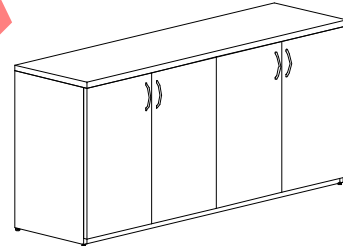
## CONFERENCE FURNITURE

MODEL NUMBER	SIZE	WT.	# of Doors	Group A	Group B	Group C
<b>d x w x h</b>						
347-2048- □	20 x 48 x 29	145	4	1340	1374	1426
347-2060- □	20 x 60 x 29	188	4	1737	1771	1840
347-2072- □	20 x 72 x 29	218	4	2013	2053	2139
347-2096- □	20 x 96 x 29	290	6	2685	2737	2846
<b>d x w x h</b>						
347-2448- □	24 x 48 x 29	162	4	1501	1530	1587
347-2460- □	24 x 60 x 29	210	4	1944	1984	2047
347-2472- □	24 x 72 x 29	243	4	2248	2289	2375
347-2496- □	24 x 96 x 29	324	6	2996	3053	3163



### BASIC ELEMENTS STORAGE CREDENZA (29"h)

MODEL NUMBER	SIZE	WT.	# of Doors	Group A	Group B	Group C
<b>d x w x h</b>						
349-2048- □	20 x 48 x 36	162	4	1501	1530	1587
349-2060- □	20 x 60 x 36	210	4	1944	1984	2047
349-2072- □	20 x 72 x 36	243	4	2248	2289	2375
349-2096- □	20 x 96 x 36	324	6	2996	3053	3163
<b>d x w x h</b>						
349-2448- □	24 x 48 x 36	180	4	1668	1696	1754
349-2460- □	24 x 60 x 36	234	4	2168	2202	2271
349-2472- □	24 x 72 x 36	270	4	2496	2542	2628
349-2496- □	24 x 96 x 36	360	6	3329	3387	3496



### BASIC ELEMENTS STORAGE CREDENZA (36"h)

**NOTES:** Standard with full overlay doors and 7/8" thick construction.  
Standard with black arc pulls. See pull options page 205.  
Standard with one adj shelf per opening.

**OPTIONS:** Door locks per pair of doors add \$70 list.  
Please specify edge detail.

EDGE DETAILS	GROUP A	GROUP B	GROUP C
1		3	
2		4	
		5	
		6	
		7	
		8	
		8.2	

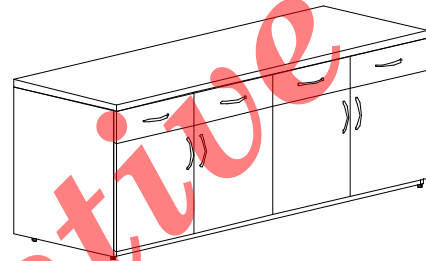




phone: (510) 259-6217

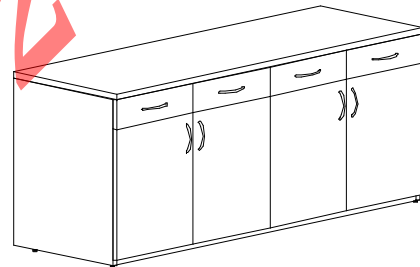
## CONFERENCE FURNITURE

MODEL NUMBER	SIZE	WT.	# of Doors	Group A	Group B	Group C
<b>d x w x h</b>						
348-2048- □	20 x 48 x 29	193	4	1771	1806	1857
348-2060- □	20 x 60 x 29	250	4	2599	2634	2703
348-2072- □	20 x 72 x 29	290	4	2875	2915	3002
348-2096- □	20 x 96 x 29	387	6	3973	4031	4140
<b>d x w x h</b>						
348-2448- □	24 x 48 x 29	216	4	1932	1961	2018
348-2460- □	24 x 60 x 29	280	4	2806	2841	2910
348-2472- □	24 x 72 x 29	324	4	3105	3151	3237
348-2496- □	24 x 96 x 29	432	6	4290	4341	4456



### BASIC ELEMENTS BUFFET CREDENZA (29"h)

MODEL NUMBER	SIZE	WT.	# of Doors	Group A	Group B	Group C
<b>d x w x h</b>						
350-2048- □	20 x 48 x 36	190	4	1932	1961	2018
350-2060- □	20 x 60 x 36	245	4	2806	2841	2910
350-2072- □	20 x 72 x 36	284	4	3105	3151	3237
350-2096- □	20 x 96 x 36	379	6	4290	4341	4456
<b>d x w x h</b>						
350-2448- □	24 x 48 x 36	212	4	2099	2128	2185
350-2460- □	24 x 60 x 36	275	4	3025	3065	3134
350-2472- □	24 x 72 x 36	318	4	3358	3404	3490
350-2496- □	24 x 96 x 36	424	6	4623	4675	4784



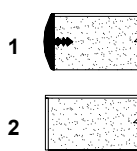
### BASIC ELEMENTS BUFFET CREDENZA (36"h)

**NOTES:** Standard with full overlay doors and 7/8" thick construction.  
Standard with black arc pulls. See pull options page 205.  
Standard with one adj. shelf per opening.

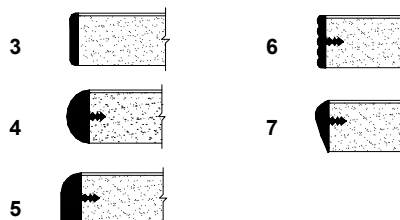
**OPTIONS:** Door locks per pair of doors add \$70 list.  
Drawer lock add \$50 list per drawer.  
Please specify edge detail.

#### EDGE DETAILS

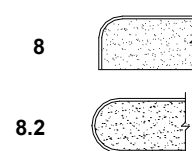
#### GROUP A



#### GROUP B



#### GROUP C





phone: (510) 259-6217

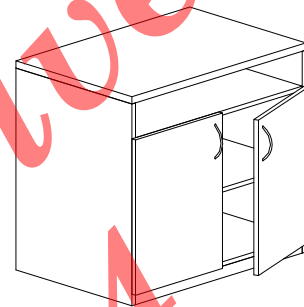
## CONFERENCE FURNITURE

MODEL NUMBER	SIZE	WT.	Self Edge Detail 1-1/4"	PVC Edge 3mm x 1-1/4"	Wood Banded Trim, Top Only 3mm x 1-1/4"	Wood Radius Trim Top, Front Edge Only 3/4" x 1-1/4"	# of adj. Shelves
	<b>d x w x h</b>		(-2)	(-3)	(-13)	(-14)	
309-203630-□	20 x 36 x 29	180	1305	1374	1570	1708	1
309-203636-□	20 x 36 x 36	190	1443	1518	1719	1852	1
309-203642-□	20 x 36 x 42	200	1587	1662	1852	1990	1
309-243630-□	24 x 36 x 29	190	1455	1524	1725	1857	1
309-243636-□	24 x 36 x 36	200	1599	1679	1863	2001	1
309-243642-□	24 x 36 x 42	210	1737	1829	2001	2139	1

### TV / DVD CABINET

**NOTES:** Standard with fixed opening below the top, 6" height clearance, open at front and rear.  
 Standard with black arc pulls.  
 Standard with one adjustable shelf.  
 Standard with electrical pass through at the back of all shelves.

**OPTIONS:** Polished chrome or brushed chrome pulls specify.  
 Door locks per pair of doors add \$70 list.  
 Several caster styles available, please consult factory.  
 Pull-out shelf at DVD opening add \$230 list.

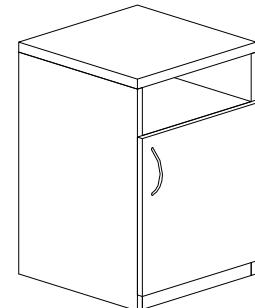


MODEL NUMBER	SIZE	WT.	Self Edge Detail 1-1/4"	PVC Edge 3mm x 1-1/4"	Wood Banded Trim, Top Only 3mm x 1-1/4"	Wood Radius Trim Top, Front Edge Only 3/4" x 1-1/4"	# of adj. Shelves
	<b>d x w x h</b>		(-2)	(-3)	(-13)	(-14)	
310-181829- □	18 x 18 x 29	75	788	788	960	1029	1
310-242429- □	24 x 24 x 29	115	868	868	1058	1133	1

### TELEPHONE / FAX STAND

**NOTES:** Standard with fixed opening below the top, 6" height clearance, open at front and rear.  
 Standard with black arc pull.  
 Standard with one adjustable shelf.  
 Specify hinge at Left or Right.

**OPTIONS:** Chrome or brushed chrome pulls specify.  
 Door lock add \$50 list.  
 Several caster styles available, please consult factory.



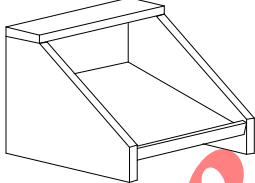


Shown with right hinge.





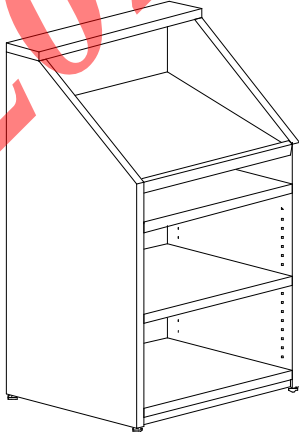
phone: (510) 259-6217

## CONFERENCE FURNITURE

MODEL NUMBER	SIZE	WT.	Self Edge Detail 1-1/4"	PVC Edge 3mm x 1-1/4"	
					
			(-2)	(-3)	
	<b>d x w x h</b>				
311-222218-	□ 22 x 22 x 18	45	656	730	

### TABLE TOP LECTERN

**NOTES:** Standard with angled worksurface.  
Standard with paper stop at front of angled worksurface.

MODEL NUMBER	SIZE	WT.	Self Edge Detail 1-1/4"	PVC Edge 3mm x 1-1/4"	
					
			(-2)	(-3)	
	<b>d x w x h</b>				
312-242448-	□ 24 x 24 x 48	145	1202	1323	
312-243048-	□ 24 x 30 x 48	170	1282	1409	

### LECTERN

**NOTES:** Standard with angled worksurface.  
Standard with paper stop at front of angled worksurface.

**OPTIONS:** Several caster styles available, please consult factory



phone: (510) 259-6217

## CONFERENCE FURNITURE ACCESSORIES - PULLS

	MODEL NUMBER	SIZE	WT.	FINISH	LIST PRICE
	PULL-1	5" C-to-C		Black, Polished Chrome, Satin Chrome, Nickel Matte	8 All
	PULL-2	5" C-to-C		Brushed Stainless Steel Black Matte	8 S.S. 8 B
	PULL-3	5" C-to-C		Matt Chrome, Matt Nickel	18 All
	PULL-4	5" C-to-C		Brushed Nickel	13 B. N.
	PULL-5	4" C-to-C		Silver Anodized, Bronze, Matt Silver, Satin Chrome, Polished Black, Polished Chrome,	38 All
	PULL-6	2" C-to-C		Black, Polished Chrome, Satin Chrome	23 All
	PULL-7	5" C-to-C		Matt Stainless Steel	30 Matt S.S
	PULL-8	5" C-to-C		Stainless Steel	13 All
	PULL-9	2-1/2" C-to-C		Black, Polished Chrome, Stainless Steel	24 Black 35 Chrome 35 S.S.
	PULL -10	5" C-to-C		Polished Chrome Stainless Steel	14 Chrome 12 S.S.

**OPTIONS:**

Many pull styles are available, please consult factory.

**NOTES:**



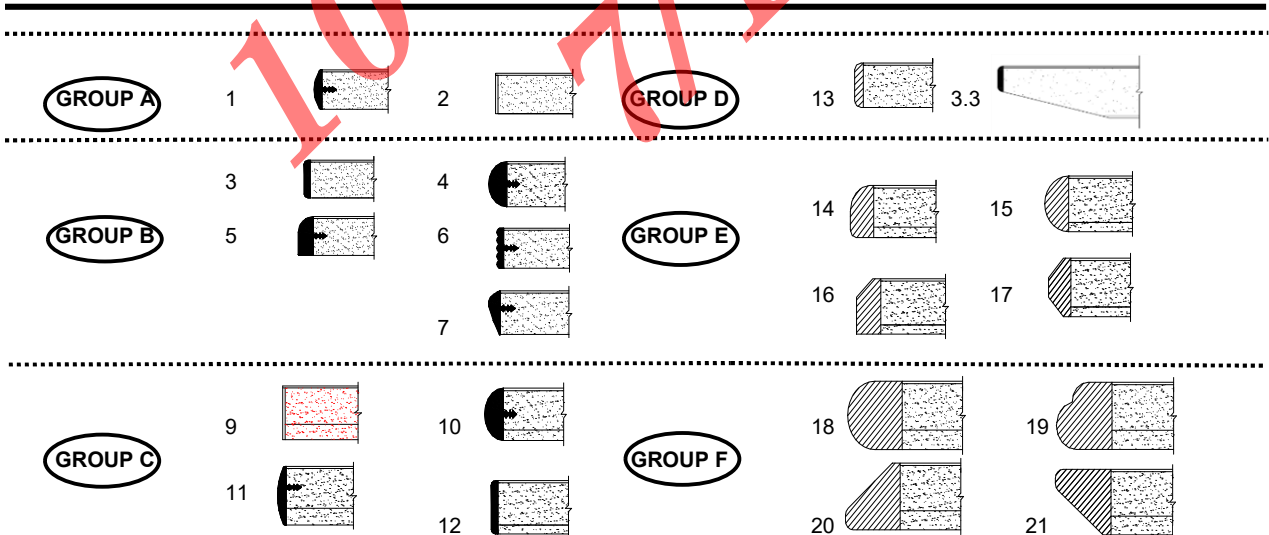
phone: (510) 259-6217  
email: info@actionlaminates.com

**S** Stocked Bases

**OCCASIONAL TABLES**

MODEL NUMBER	SIZE	WT.	GROUP A	GROUP B	GROUP C	GROUP D	GROUP E	GROUP F	
	163-1636-29-□ S	D x W x H 16 x 36 x 29	39	807	828	872	1030	1139	1237
	163-1636-36-□ S	16 x 36 x 36	42	872	894	937	1095	1204	1303
	163-1648-29-□ S	16 x 48 x 29	48	872	894	943	1134	1264	1395
	163-1648-36-□ S	16 x 48 x 36	50	932	954	1003	1194	1324	1455
	163-2236-29-□ S	22 x 36 x 29	48	828	850	894	1068	1183	1292
	163-2236-36-□ S	22 x 36 x 36	43	894	916	959	1134	1248	1357
	163-2248-29-□ S	22 x 48 x 29	56	894	916	965	1172	1308	1444
	163-2248-36-□ S	22 x 48 x 36	61	959	981	1030	1237	1373	1510
	162-2424-22-□ S	24 x 24 x 22	39	698	714	725	899	986	1079
	162-3030-22-□ S	30 x 30 x 22	52	790	807	823	1030	1145	1264
	163-2248-16-□ S	22 x 48 x 16	51	774	796	845	1052	1188	1324
	163-2448-16-□ S	24 x 48 x 16	54	779	801	850	1057	1194	1330
	163-2848-16-□ S	28 x 48 x 16	62	976	1019	1063	1357	1548	1733
	161-24-16-□ S	24" Dia. x 16	30	621	638	654	883	954	1106
	161-30-16-□ S	30" Dia. x 16	39	709	736	758	992	1036	1319
	161-36-16-□ S	36" Dia. x 16	54	801	834	861	1194	1308	1526
	161-48-16-□ S	48" Dia. x 16	85	1030	1079	1123	1548	1700	1995
	161-24-29-□ S	24" Dia. x 29	35	768	785	801	1030	1101	1254
	161-30-29-□ S	30" Dia. x 29	44	856	883	905	1139	1183	1466
	161-36-29-□ S	36" Dia. x 29	59	943	976	1003	1335	1450	1668
	161-48-29-□ S	48" Dia. x 29	90	1177	1226	1270	1695	1848	2142

**CREW SERIES OCCASIONAL TABLES**





phone: (510) 259-6217  
email: info@actionlaminates.com

## OCCASIONAL TABLES

MODEL NUMBER	SIZE	WT.	LIST PRICE (w/o glass)	LIST PRICE (w/ glass and stand offs)	
<b>D x W x H</b>					
900-1818-18	18 x 18 x 18	70	650	1224	
900-2424-18	24 x 24 x 18	95	690	1380	
900-3030-18	30 x 30 x 18	130	822	1638	
900-3636-18	36 x 36 x 18	160	863	1824	
900-1818-24	18 x 18 x 24	75	679	1254	
900-2424-24	24 x 24 x 24	105	713	1392	
900-3030-24	30 x 30 x 24	135	863	1680	
900-3636-24	36 x 36 x 24	165	880	1854	
<b>Dia x H</b>					
901-1818-18	18 x 18	70	983	1746	
901-2424-18	24 x 18	80	1133	2052	
901-3030-18	30 x 18	90	1305	2376	
901-3636-18	36 x 18	100	1489	2778	
901-1818-24	18 x 24	75	1052	1806	
901-2424-24	24 x 24	85	1173	2250	
901-3030-24	30 x 24	95	1346	2448	
901-3636-24	36 x 24	105	1650	2964	
<b>D x W x H</b>					
904-1836-18	18x36x18	140	1305	2448	
904-2448-18	24x48x18	190	1380	2754	
904-3060-18	30x60x18	260	1650	3282	
904-3672-18	36x72x18	320	1725	3642	
904-1836-24	18x36x24	150	1351	2514	
904-2448-24	24x48x24	210	1426	2784	
904-3060-24	30x60x24	270	1725	3360	
904-3672-24	36x72x24	330	1760	3708	

## DECO SERIES

**NOTES:** Standard with self edge detail.  
Legs are standard in polished chrome.  
Glass stand-offs are 3/4" dia. x 2" high, polished chrome.  
Standard glass is clear with polished edges, 1/2" thick.

**Options:** Frosted, tinted, and other types of glass are available, consult factory for pricing.  
Other leg styles available, please consult factory.  
Stand-offs are available in different sizes and finishes, please consult factory for pricing.






phone: (510) 259-6217  
email: info@actionlaminates.com

## OCCASIONAL TABLES

MODEL NUMBER	SIZE	WT.	UP TO 18" HIGH	UP TO 24" HIGH	UP TO 30" HIGH	UP TO 36" HIGH
--------------	------	-----	-------------------	-------------------	-------------------	-------------------

(DIA)

907-12- <input type="checkbox"/>	12"	35	621	690	771	851
907-18- <input type="checkbox"/>	18"	60	679	753	840	914
907-20- <input type="checkbox"/>	20"	75	730	805	897	989
907-24- <input type="checkbox"/>	24"	85	782	868	966	1064
907-30- <input type="checkbox"/>	30"	120	909	1018	1127	1236
907-36- <input type="checkbox"/>	36"	150	1047	1162	1294	1420




All Laminate

(DIA)

913-12- <input type="checkbox"/>	12"	35	897	966	1047	1127
913-18- <input type="checkbox"/>	18"	60	1156	1231	1317	1397
913-20- <input type="checkbox"/>	20"	75	1288	1357	1455	1547
913-24- <input type="checkbox"/>	24"	85	1501	1587	1685	1783
913-30- <input type="checkbox"/>	30"	120	1921	2024	2133	2248
913-36- <input type="checkbox"/>	36"	150	2381	2496	2628	2754


Laminate with 1/2" thick Wilsonart Designer White Solid Surface top, and 1/4" flush aluminum reveal below top.



(DIA)

908-12- <input type="checkbox"/>	12"	35	719	788	868	949
908-18- <input type="checkbox"/>	18"	60	776	851	937	1018
908-20- <input type="checkbox"/>	20"	75	828	903	995	1087
908-24- <input type="checkbox"/>	24"	85	880	966	1064	1162
908-30- <input type="checkbox"/>	30"	120	1006	1116	1225	1334
908-36- <input type="checkbox"/>	36"	150	1144	1259	1392	1518


All Laminate



(DIA)

914-12- <input type="checkbox"/>	12"	35	995	1064	1144	1225
914-18- <input type="checkbox"/>	18"	60	1254	1328	1415	1495
914-20- <input type="checkbox"/>	20"	75	1386	1461	1553	1645
914-24- <input type="checkbox"/>	24"	85	1599	1685	1783	1880
914-30- <input type="checkbox"/>	30"	120	2018	2122	2231	2346
914-36- <input type="checkbox"/>	36"	150	2478	2599	2726	2852

Laminate with 1/2" thick Wilsonart Designer White Solid Surface top, and 1/4" flush aluminum reveal below top.



## CYLINDER SERIES

**NOTES:** Please specify the table height.

**OPTIONS:** Please consult factory for other solid surface options.



phone: (510) 259-6217  
email: info@actionlaminates.com

## OCCASIONAL TABLES

MODEL NUMBER	SIZE	WT.	UP TO 18" HIGH	UP TO 24" HIGH	UP TO 30" HIGH	UP TO 36" HIGH
<b>d x w</b>						
905-1212-	12 x 12	35	247	276	328	385
905-1218-	12 x 18	45	276	311	362	426
905-1224-	12 x 24	60	311	339	408	472
905-1230-	12 x 30	70	351	391	460	541
905-1236-	12 x 36	80	403	437	523	610
905-1248-	12 x 48	100	495	541	638	742
905-1818-	18 x 18	60	311	339	408	472
905-1824-	18 x 24	70	339	374	449	529
905-1830-	18 x 30	85	391	431	518	604
905-1836-	18 x 36	95	437	495	581	679
905-1848-	18 x 48	120	541	604	713	828
905-2424-	24 x 24	85	374	420	506	587
905-2430-	24 x 30	100	431	477	575	667
905-2436-	24 x 36	115	495	541	644	753
905-2448-	24 x 48	140	604	667	794	914
905-3030-	30 x 30	120	472	529	633	736
905-3636-	36 x 36	150	587	650	776	897

### NO BASE

<b>d x w</b>						
906-1212-	12 x 12	40	316	339	391	449
906-1218-	12 x 18	50	339	368	431	495
906-1224-	12 x 24	65	368	408	466	541
906-1230-	12 x 30	75	420	454	529	610
906-1236-	12 x 36	85	460	506	587	673
906-1248-	12 x 48	105	552	610	702	805
906-1818-	18 x 18	65	368	408	466	541
906-1824-	18 x 24	75	408	443	518	592
906-1830-	18 x 30	90	454	500	581	667
906-1836-	18 x 36	100	506	552	644	742
906-1848-	18 x 48	125	610	667	776	891
906-2424-	24 x 24	90	443	477	564	650
906-2430-	24 x 30	105	500	546	638	730
906-2436-	24 x 36	115	552	610	713	817
906-2448-	24 x 48	145	667	730	863	983
906-3030-	30 x 30	125	541	592	696	799
906-3636-	36 x 36	155	650	719	845	966

### RECESSED BASE

### CUBE SERIES

**NOTES:** Standard with self edge detail.  
Please specify the table height.  
Specify height and depth of recessed base.


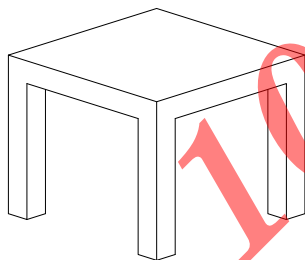
**OPTIONS:** Recessed base with brushed aluminum metal laminate: Add 40% list



phone: (510) 259-6217  
email: info@actionlaminates.com

## OCCASIONAL TABLES

MODEL NUMBER	SIZE	WT.	UP TO 24" HIGH	UP TO 29" HIGH	UP TO 36" HIGH
	<b>d x w</b>				
909-1818- □	18 x 18	35	679	748	828
909-1824- □	18 x 24	40	719	799	886
909-1830- □	18 x 30	45	782	868	960
909-1836- □	18 x 36	50	840	937	1047
909-1848- □	18 x 48	60	960	1075	1202
909-1860- □	18 x 60	70	1087	1185	1323
909-1872- □	18 x 72	80	1202	1363	1530
909-2424- □	24 x 24	50	799	891	989
909-2430- □	24 x 30	55	868	972	1075
909-2436- □	24 x 36	60	937	1058	1173
909-2448- □	24 x 48	70	1075	1219	1357
909-2460- □	24 x 60	80	1219	1340	1495
909-2472- □	24 x 72	90	1357	1547	1731
909-3030- □	30 x 30	60	966	1087	1202
909-3036- □	30 x 36	70	1035	1173	1311
909-3048- □	30 x 48	80	1196	1369	1524
909-3060- □	30 x 60	90	1369	1501	1685
909-3072- □	30 x 72	100	1524	1742	1949
909-3636- □	36 x 36	80	1196	1351	1507
909-3648- □	36 x 48	90	1380	1581	1771
909-3660- □	36 x 60	100	1581	1748	1967
909-3672- □	36 x 72	110	1771	2024	2283



## PARSONS SERIES

**NOTES:** Standard with self edge detail.  
Please specify the table height.  
Standard leg thickness and skirt height: 3"




phone: (510) 259-6217  
email: info@actionlaminates.com

## OCCASIONAL TABLES


MODEL NUMBER	SIZE	WT.	LEG SIZE	SKIRT HEIGHT	UP TO 24" HIGH	UP TO 29" HIGH	UP TO 24" HIGH	UP TO 29" HIGH
--------------	------	-----	----------	--------------	-------------------	-------------------	-------------------	-------------------

Self Edge




(-2)

3mm PVC



(-3)

910-1818-□-□	18 x 18	40	2" x 2"	2" high	512	610	546	650
910-1836-□-□	18 x 36	50	2" x 2"	2" high	546	644	587	690
910-1848-□-□	18 x 48	60	2" x 2"	2" high	587	684	627	730
910-1860-□-□	18 x 60	70	2" x 2"	2" high	667	765	713	817
910-1872-□-□	18 x 72	80	2" x 2"	2" high	730	828	782	886
910-2424-□-□	24 x 24	50	2" x 2"	2" high	541	638	581	684
910-2436-□-□	24 x 36	60	2" x 2"	2" high	581	679	621	725
910-2448-□-□	24 x 48	70	2" x 2"	2" high	621	719	667	771
910-2460-□-□	24 x 60	80	2" x 2"	2" high	696	794	742	851
910-2472-□-□	24 x 72	90	2" x 2"	2" high	776	874	828	937
910-3030-□-□	30 x 30	60	3" x 3"	3" high	638	736	684	788
910-3036-□-□	30 x 36	70	3" x 3"	3" high	656	759	702	811
910-3048-□-□	30 x 48	80	3" x 3"	3" high	696	794	742	851
910-3060-□-□	30 x 60	90	3" x 3"	3" high	776	874	828	937
910-3072-□-□	30 x 72	100	3" x 3"	3" high	857	955	914	1024
910-3636-□-□	36 x 36	80	3" x 3"	3" high	736	840	788	897
910-3648-□-□	36 x 48	90	3" x 3"	3" high	776	874	828	937
910-3660-□-□	36 x 60	100	3" x 3"	3" high	857	955	914	1024
910-3672-□-□	36 x 72	110	3" x 3"	3" high	937	1029	1001	1104
910-18R-□-□	18" Dia.	50	2" x 2"	2" high	552	650	592	696
910-24R-□-□	24" Dia.	60	2" x 2"	2" high	575	673	615	719
910-30R-□-□	30" Dia.	70	3" x 3"	3" high	673	771	719	822
910-36R-□-□	36" Dia.	80	3" x 3"	3" high	771	868	822	932



### POST LEG SERIES



website: [www.actionlaminates.com](http://www.actionlaminates.com)  
address: 3400 Investment Blvd. Hayward, CA 94545  
phone: (510) 259-6217  
fax: (510)259-6219  
email: [info@actionlaminates.com](mailto:info@actionlaminates.com)